

REGISTERED
CHARITY

NUMBER 223106

RC
GP

Royal College of General Practitioners

Annual Report 2015-2016

Research & Surveillance Centre

Weekly Returns Service Annual Report 2015-2016

Content

| | |
|--|----|
| 1. Introduction | 3 |
| 2. What we do – and why | 4 |
| Measuring vaccine effectiveness | 4 |
| Monitoring disease incidence | 4 |
| Collecting samples of viruses and disease-causing organisms | 4 |
| Identifying disparities | 5 |
| Helping to change clinical practice | 5 |
| 3. The RSC dataset | 6 |
| Our data extraction process and information governance | 6 |
| The dataset used for the RSC Annual Report 2015/16 | 6 |
| Reporting period | 6 |
| 4. Sample population | 7 |
| Age Sex Breakdown, National | 7 |
| Age Sex Breakdown by NHSRegion | 7 |
| Age Sex Profile | 7 |
| Distribution of RSC practices among NHS regions in England | 8 |
| 5. Influenza | 9 |
| Swabbing programme | 9 |
| Vaccine uptake | 10 |
| Vaccine effectiveness | 11 |
| 6. Disparities | 13 |
| Age | 13 |
| Gender | 13 |
| Ethnicity | 13 |
| Deprivation | 14 |
| Disparity graphs for all conditions | 15 |
| 7. Disease incidence | 19 |
| 8. Episode typing – key part of data quality | 21 |
| 9. Current Projects | 22 |
| European Projects | 22 |
| Other Projects | 22 |
| 10. RCGP Publications 2015/16 | 23 |
| 11. Participating practices | 24 |
| 12. Contributors | 29 |

| | |
|---|----|
| 13. Appendix A: Weekly disease incidence graphs | 30 |
| 14. Appendix B: Demographic distribution by condition | 50 |
| 15. Appendix C: Data tables..... | 88 |

1. Introduction

Welcome to the Royal College of General Practitioners (RCGP) Research and Surveillance Centre's (RSC) Annual Report for 2015-16. This is written as we enter our 50th year of surveillance.

This Annual Report is based on the data that we extract from more than 150 GP practices and draws together the principal elements of our work – disease surveillance, virological sampling, and vaccine effectiveness. It covers the period from the beginning of May 2015 to the end of April 2016, which includes the whole of the winter flu season 2015-16.

We would like to thank all the practices who form our network, and of course all their patients, without whose data (which we utilise in an anonymised format) our work would be impossible. Sharing of medical data has become a controversial topic over recent years, but without the support of our member practices and the use of their patients' data we would not be able to carry out our crucial work of monitoring disease rates, assuring the effectiveness of national vaccination programmes, and participating in other research programmes.

Influenza surveillance is the biggest part of our work. This year, we are also involved in research testing enhanced surveillance for gastroenteritis, within a Wellcome Trust/Department of Health funded project called Integrate¹. This involves the near real-time detection of many of the causative organisms for this condition. We recruited over 60 practices into this study. We are hoping that gastroenteritis surveillance might become an activity of the network.

The RCGP RSC has had a couple of years of immense change including a re-design and rebuilding of its data extraction systems and creation of a new data and analytics hub at University of Surrey. This report is based on an extract taken in 2016; the report therefore includes a larger population. In May 2016, we improved the data quality process to import data – the data extracted for this report has been processed in this way, which means that the incidence graphs might differ slightly from the weekly surveillance reports during the 2015-2016 season.

The RCGP RSC works in close collaboration with Public Health England (PHE). The principal source of funding of the RCGP RSC is from PHE as their principal primary care surveillance element. This surveillance contributes to decisions about when flu starts to circulate in the community. The Chief Medical Officer can then state whether there is circulating influenza, which triggers permission being given to GPs to prescribe oral medication for influenza, where they feel appropriate. The RCGP RSC is also looking out for any signs of an influenza pandemic, or any other unexpected rise across a range of diseases.

The innovation we have added to this year's report are new graphics displaying how the age, gender, ethnicity and deprivation varies across the conditions we monitor (See pages 15 to 18). We hope these graphics will provide insights into patterns of health and disease. The accompanying paper in the British Journal of General Practice describes how boys and young adults present more to primary care for many infective and atopic conditions.

¹ <http://www.integrateproject.org.uk/>

2. What we do – and why

For nearly 50 years, the RCGP's Research and Surveillance Centre has used data from GP practices across England to monitor disease, measure vaccine effectiveness, and for research. The RCGP RSC is the principal primary care research surveillance system for England; for example, its data makes a major contribution to the announcement by the Chief Medical Officer that there is circulating influenza. This announcement provides the cue to practitioners that they can prescribe oral antiviral treatments for influenza. The robust evidence that we produce enables public health agencies and others to make the best possible decisions in preventing disease and responding to epidemics; alongside this, we contribute to a range of research studies.

Measuring vaccine effectiveness

Vaccination helps protect populations from disease and saves lives every year. Data from RCGP RSC practices is crucial for ensuring that vaccines are as effective as possible:

- The childhood flu vaccination programme was introduced in 2013/14 following successful pilots. This is also known as the live attenuated influenza vaccine (LAIV) programme. Data from RCGP RSC practices provided evidence that the pilot scheme should be rolled out across the country, and is being used to monitor the ongoing effectiveness of the scheme. (See p. 9.)
- Data from RCGP RSC practices also helps to monitor the effectiveness of the seasonal flu vaccine for adults. (See p. 11.)
- Disease does not stop at national borders – international collaboration is key in maximising vaccine effectiveness. We are involved in two projects to put into place European frameworks that will help health professionals, regulatory agencies, public health institutions, vaccine manufacturers, and the general public make more informed decisions on the benefits and risks of vaccines. (See p. 22.)

Monitoring disease incidence

We monitor 37 communicable and respiratory diseases on a weekly basis. Our data feeds into PHE's surveillance system and gives an early warning of epidemics or unusual patterns of disease. Our monitoring warns of seasonal events that place pressure on health services, such as the start of the flu season, and allow services to be planned accordingly.

Collecting samples of viruses and disease-causing organisms

RSC practices take samples from patients that are used to increase our understanding of disease and how to combat it:

- Flu virology swabs, taken within 7 days of onset, to establish which flu strain is dominant in the current season; and also to infer the strain likely to be dominant the following flu season, so that decisions can be made on how the flu vaccine can be improved in order to target these specific strains. (See p. 9.)
- Analysis of stool samples from the Integrate Gastroenteritis Project will enable much more advanced and rapid identification of organisms responsible for vomiting and diarrhoea. (See p. 22.)

Identifying disparities

The richness of clinical data allows us to identify demographic factors around clinical presentations. For this report, we present the distribution of age, gender, ethnicity, and deprivation for each condition, compared to the larger RSC population. The aim of this is to understand any disparities in clinical presentation, concerning key demographic characteristics. This should guide clinical practice in identifying at-risk groups, and provides a strong basis for public health interventions.

Helping to change clinical practice

The RCGP RSC relies on practices agreeing to share their anonymised patient data with us – and, in return, their aggregated data provides evidence for research that is used to improve clinical practice and patient outcomes. The Diabetes Real World Evidence (RWE) Centre, for instance, has explored adherence to and persistence with different classes of anti-diabetes medicines and the thresholds at which different clinicians implement injectable therapy in type 2 diabetes (T2DM)^{2 3 4 5 6}. Currently, the work of the RWE centre is focused around demographic disparities in the care of people with T2DM, and targeted interventions around the risk of macrovascular complications.

² McGovern A, Hinton W, Tippu Z, Whyte M, de Lusignan S. Ethnic disparities in medication persistence in type 2 diabetes: Non-whites have reduced persistence [Abstract]. *Diabetes* (June 2016). 65 (Supplement 1): A23

³ McGovern A, Hinton W, Munro NM, Whyte MB, de Lusignan S. Do persistence rates vary between dipeptidylpeptidase-4 inhibitors? [Abstract]. *Diabetes* (June 2016). 65 (Supplement 1): A576

⁴ McGovern A, Hinton W, van Vlymen J, Munro N, Whyte M, de Lusignan S. Real world evidence on the prescribing trends in sodium glucose co-transporter 2 inhibitors in UK primary care [Abstract]. *Diabetic Medicine* (March 2016). 33 (Supplement 1): P165.

⁵ Hinton W, McGovern A, van Vlymen J, Munro N, Whyte M, de Lusignan S. Real world evidence on the prescribing trends of glucagon-like peptide-1 agonists in UK primary care [Abstract]. *Diabetic Medicine* (March 2016). 33 (Supplement 1): P165.

⁶ McGovern A, Hinton W, van Vlymen J, Munro N, Whyte M, de Lusignan S. Real world evidence on the disparities of prescribing of dipeptidyl peptidase-4 inhibitors in UK primary care [Abstract]. *Diabetic Medicine* (March 2016). 33 (Supplement 1): P183.

3. The RSC dataset

Our data extraction process and information governance

Data are extracted twice weekly from practice systems by Apollo Medical Systems, a well-established data extraction company, on the RCGP's behalf. Patients who have withheld consent for data sharing, for any reason, are excluded from our analyses. These patients are identified through an opt-out code, which the automatic extraction process uses to exclude them.

Data are pseudonymised (this is a process that scrambles any strong identifiers such as name, NHS number, and date of birth) as close to source as possible. The pseudonymised data are held on secure servers at the RCGP RSC data and analytics hub in the Section of Clinical Medicine and Ageing at the University of Surrey. Both Apollo and the University of Surrey are fully compliant with NHS data governance rules.

The dataset used for the RSC Annual Report 2015/16

The dataset used in this report was extracted in May 2016. It includes 1,589,702 patients from 155 practices. This includes all patients who were registered for at least one week during the reporting period, within a practice from the RCGP RSC network for which we received data. There is one exception to this: the dataset used to calculate influenza vaccine coverage. Swabbing results and vaccine effectiveness were defined differently for the specific purposes of the end of influenza season report.

For the week-by-week disease incidence graphs, we include episodes of disease in the numerator if the patient was validly registered with a practice within the RCGP RSC network at the time of the episode. The denominator include all registered patients for that particular week.

Reporting period

This report covers the period 4 May 2015 – 8 May 2016 (International Standards Organisation (ISO) Week 19 of 2015 to ISO Week 18 of 2016). It covers this period, rather than a calendar year, in order to ensure that one complete summer season and one complete winter season are included in our analysis. This year, there were 53 weeks instead of 52; this meant that for our four-weekly reporting in the Appendix C tables, we have a period (W1) with 5 weeks.

4. Sample population

This section shows the demographic (age and gender) breakdown of our sample population, and how it compares with that of England as a whole. The sample population includes all patients with a registration date prior to 4 May 2015, and either no deregistration date or a deregistration date after 8 May 2016 (i.e. those patients registered throughout the data period covered by this report).

Age Sex Breakdown, National

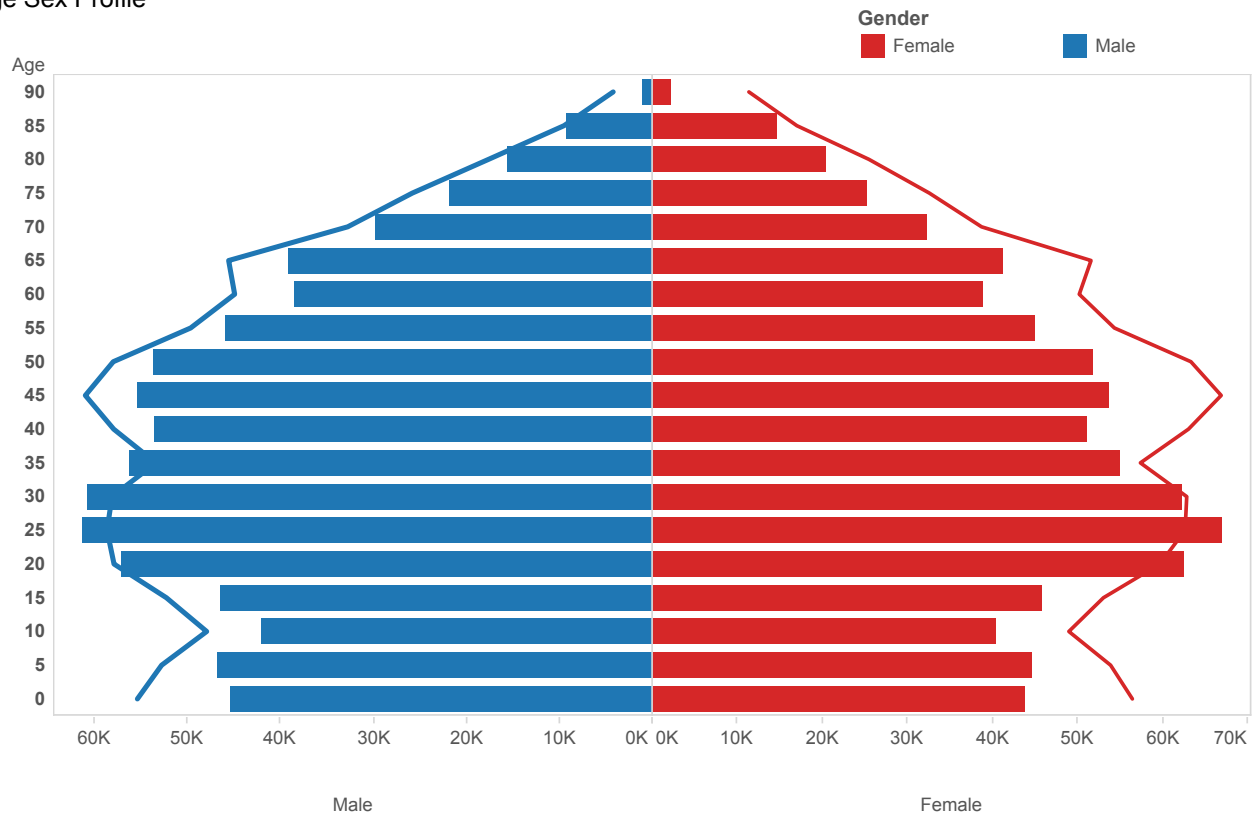
| Gender | <1yr | 1-4yrs | 5-14yrs | 15-24yrs | 25-44yrs | 45-64yrs | 65-74yrs | 75-84yrs | 85+yrs |
|--------|-------|--------|---------|----------|----------|----------|----------|----------|--------|
| Female | 6,898 | 36,856 | 85,020 | 108,259 | 235,369 | 189,439 | 73,532 | 45,580 | 26,320 |
| Male | 7,168 | 38,155 | 88,699 | 103,493 | 231,595 | 193,002 | 68,857 | 37,240 | 14,220 |

Age Sex Breakdown by NHSRegion

| NHS Region | Gender | <1yr | 1-4yrs | 5-14yrs | 15-24yrs | 25-44yrs | 45-64yrs | 65-74yrs | 75-84yrs | 85+yrs |
|-------------------|--------|-------|--------|---------|----------|----------|----------|----------|----------|--------|
| North | Female | 2,071 | 10,383 | 25,308 | 39,649 | 65,010 | 63,038 | 25,789 | 15,841 | 8,564 |
| | Male | 2,190 | 10,935 | 26,307 | 37,145 | 67,487 | 64,157 | 24,500 | 13,040 | 4,555 |
| South | Female | 1,584 | 8,152 | 20,119 | 27,219 | 49,594 | 47,855 | 19,721 | 12,270 | 7,525 |
| | Male | 1,596 | 8,579 | 21,245 | 27,310 | 50,539 | 48,180 | 18,665 | 10,050 | 4,049 |
| Midlands And East | Female | 1,236 | 8,665 | 21,117 | 20,265 | 48,153 | 47,581 | 19,517 | 12,065 | 7,478 |
| | Male | 1,288 | 8,814 | 22,104 | 20,863 | 46,692 | 48,006 | 18,301 | 9,999 | 3,991 |
| London | Female | 2,007 | 9,656 | 18,476 | 21,126 | 72,612 | 30,965 | 8,505 | 5,404 | 2,753 |
| | Male | 2,094 | 9,827 | 19,043 | 18,175 | 66,877 | 32,659 | 7,391 | 4,151 | 1,625 |
| National | Female | 6,898 | 36,856 | 85,020 | 108,259 | 235,369 | 189,439 | 73,532 | 45,580 | 26,320 |
| | Male | 7,168 | 38,155 | 88,699 | 103,493 | 231,595 | 193,002 | 68,857 | 37,240 | 14,220 |

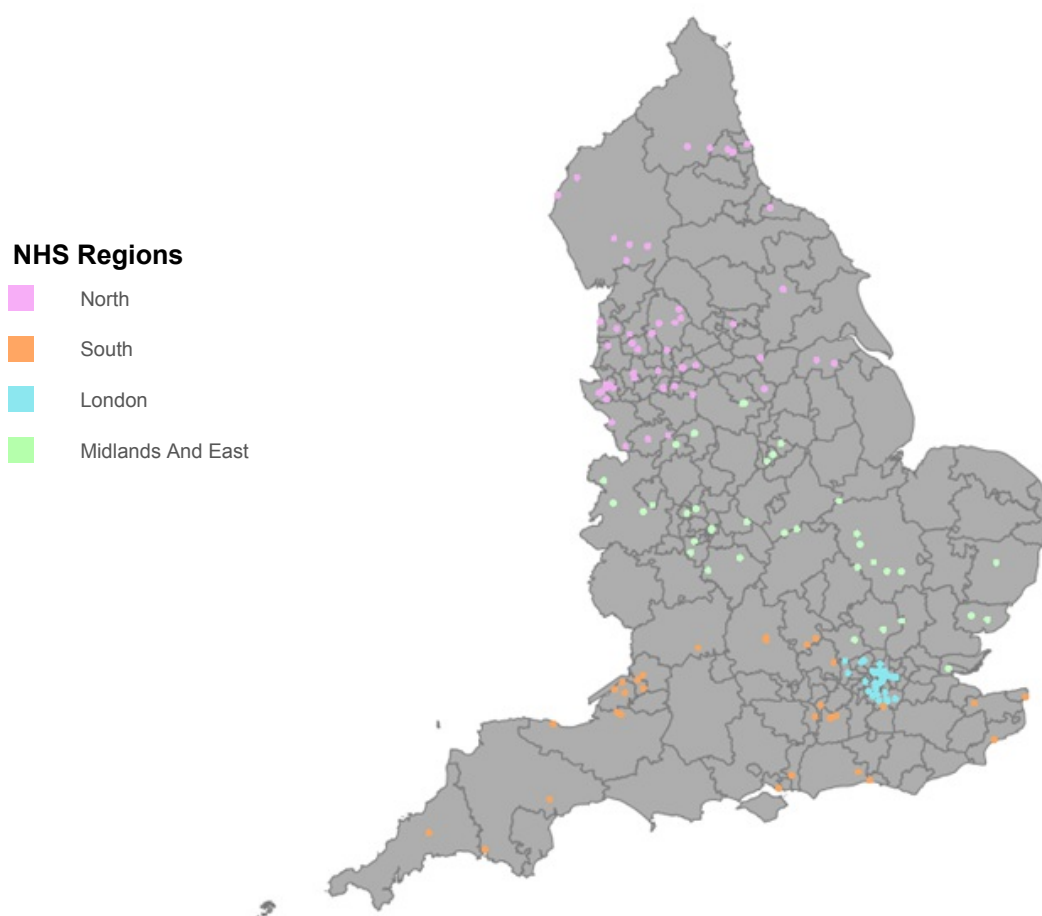
We work very hard to ensure that the demographics of our sample population closely resemble those of the country as a whole. This correspondence can be seen in the age-sex profile below; the bars show the number of patients within our dataset, broken down by gender and age-band, and the lines show the distribution of the corresponding population of England as a whole. The 0-5 age group tends to be underrepresented as registration does not generally take place until a little while after birth.

Age Sex Profile



As can be seen from the map below, practices within the Network are spread across England in order to reflect the distribution of the population as a whole. We vary our priorities for recruiting to try to ensure an even spread of practices. We largely recruit new practices through the RCGP Research Ready network.

Distribution of RSC practices among NHS regions in England



5. Influenza

Work on influenza is a central part of the RCGP RSC's activity. In addition to surveillance of weekly incidence of influenza-like illness (ILI), we conduct a programme of virological swabbing throughout the flu season and conduct analysis of vaccine uptake and effectiveness.

Swabbing programme

A total of 2,414 swabs were taken during the season. These are summarised in the table below, which shows positivity rates by age band.

Positivity rate by age band

| Age Band | Total Samples | Positive for H3 | Positive for Flu B | Positive for any virus |
|--------------|--------------------|-----------------|--------------------|------------------------|
| <1 | 41 (2%) | 0 (0%) | 1 (2%) | 26 (63%) |
| 01-4 | 168 (7%) | 1 (1%) | 11 (7%) | 94 (56%) |
| 05-14 | 227 (9%) | 2 (1%) | 42 (19%) | 65 (29%) |
| 15-24 | 284 (12%) | 7 (2%) | 54 (19%) | 62 (22%) |
| 25-44 | 799 (33%) | 5 (1%) | 64 (8%) | 221 (28%) |
| 45-64 | 616 (26%) | 5 (1%) | 20 (3%) | 181 (29%) |
| 65-74 | 168 (7%) | 0 (0%) | 10 (6%) | 34 (20%) |
| 75-84 | 92 (4%) | 3 (3%) | 1 (1%) | 15 (16%) |
| 85+ | 15 (1%) | 1 (7%) | 0 (0%) | 3 (20%) |
| Unknown | 4 (0%) | 0 (0%) | 0 (0%) | 1 (25%) |
| Total | 2414 (100%) | 24 (1%) | 203 (8%) | 702 (29%) |

The graph below summarises the season's virology coupled with all-age ILI incidence⁷, and allows a comparison between this season and last season's incidence rates.

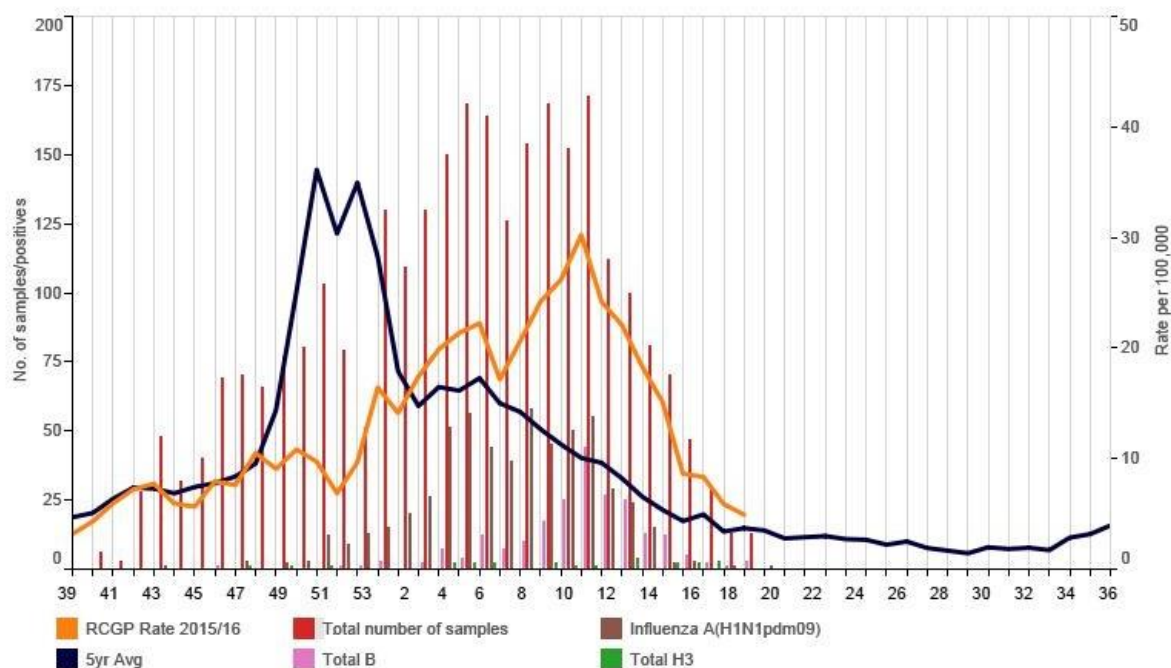
The number of swabs peaked in Week 11, with 171, when the ILI rate was at its highest. Both Influenza A(H1N1)⁸ and Influenza B⁹ were in circulation during the season, with Influenza B showing a later peak.

⁷ Incidence is the number of new cases per 100,000 population registered with RCGP RSC practices.

⁸ H1N1 is a subtype of influenza A known to cause pandemics in humans.

⁹ Influenza B infections are of one subtype, generally influenza B follows influenza A each winter season.

Influenza Swabbing Surveillance



Vaccine uptake

The table below shows influenza vaccine coverage, as observed in our dataset. In addition to vaccine coverage across all patients, we have measured vaccine coverage among the following key populations, who were offered the influenza vaccination in 2015/16:

- Children aged two, three or four eligible for the Live Attenuated Influenza Vaccine (LAIV) at the GP surgery¹⁰. Additionally, we are including children in Year 1-2 (aged five to seven) who are eligible for LAIV vaccine at their school¹¹.
- Those aged 65 and over
- Patients aged under 65 in a clinical risk group (as defined below)

Our results show different vaccine coverage rates than those reported by Public Health England (PHE).¹² In line with PHE's reporting, uptake increases with age and is greatest among the older population.

¹⁰ LAIV is a nasal spray flu vaccine. All LAIV is designed to protect against four different influenza viruses: Influenza A (H1N1), A (H3N2) and two influenza B viruses.

¹¹ This is a new change in the service specification for 2015/2016, and may not be recorded within the GP data, as the scheme operates in primary schools.

¹² Public Health England (2016) Influenza immunisation programme for England: GP patient groups. Data collection survey, Season 2015 to 2016 https://www.gov.uk/government/uploads/system/uploads/attachment_data/file/526033/Seasonal_flu_GP_patient_groups_annual_report_2015_2016.pdf

Influenza vaccine coverage

| | Total eligible population | Vaccine coverage |
|---|----------------------------------|-------------------------|
| All patients | 1,276,590 | 22% |
| Children eligible for LAIV (children aged 2-7) | 90,528 | 31% |
| Patients aged under 65 in risk groups | 126,632 | 42% |
| 65 and over | 213,623 | 73% |

This analysis is based on a sample of 138 practices for which we were able to extract data at the end of the flu season. Because the extract was taken earlier in the year than that used elsewhere in this Annual Report, our vaccine coverage figures are based on a smaller sample than the analysis in the rest of this report.

The risk factors included in this table are:

- Asplenia or Dysfunction of the spleen
- Asthma
- Chronic Heart Disease (CHD)
- Chronic Kidney Disease (CKD)
- Chronic Liver Disease
- Chronic neurological disease (including Stroke/Transient Ischaemic Attack, cerebral palsy and Multiple Sclerosis)
- Chronic Respiratory Conditions
- Diabetes
- Immuno-suppression

It should also be noted that vaccinations administered in settings other than GP practices are likely to be inconsistently recorded in the GP record. Therefore, the vaccine coverage data given here is likely to be a slight underestimate of the true rate.

Vaccine effectiveness

RCGP RSC data was one of the primary data sources for PHE's evaluation of influenza vaccine effectiveness (VE) during the 2015/16 season. The text below is taken from the published evaluations.

'End-of-season vaccine effectiveness (VE) showed an overall adjusted VE of 52.4% (95% confidence interval (CI) 41.0, 61.6) against influenza confirmed primary care consultation; VE of 54.5% (95% CI: 41.6, 64.5) against A(H1N1)pdm09 and 54.2% (95% CI 33.1, 68.6) against influenza B. In 2-17 year olds, adjusted VE for LAIV against any influenza was 57.4% (95% CI -8.0, 68.5); 81.4% (39.7, 94.3) against influenza B and 41.5% (-8.5, 68.5) against influenza A(H1N1)pdm09. These estimates demonstrate moderate to good levels of protection, particularly against influenza B in children, though less against A(H1N1)pdm09, which in the light of recent US reports needs further investigation. Despite influenza B lineage mismatch in the trivalent IIV, younger adults <65 years

were still protected against influenza B. These results provide reassurance for the UK to continue its current influenza immunisation programme planned for 2016/17.’¹³

¹³ Pebody R, Warburton F, Ellis J, Andrews N, Potts A, Cottrell S, Johnston J, Reynolds A, Gunson R, Thompson C, Galiano M, Robertson C, Byford R, Gallagher N, Sinnathamby M, Yonova I, Pathirannehelage S, Donati M, Moore C, de Lusignan S, McMenamin J, Zambon M. Effectiveness of seasonal influenza vaccine for adults and children in preventing laboratory-confirmed influenza in primary care in the United Kingdom: 2015/16 end-of-season results. *Euro Surveill.* 2016Sep 22;21(38):pii=30013.
<http://www.eurosurveillance.org/ViewArticle.aspx?ArticleId=22592>

6. Disparities

We explored disparities by condition, and in comparison to the overall RSC population. The network has been previously shown to be representative of the English population¹⁴. We examined whether people who presented with a given condition in the previous year had different demographic characteristics (age, gender, ethnicity, deprivation) than the general population. We present the distribution of these variables, with confidence intervals, for each individual condition in the appendix " graphs. We also include these variables for all conditions in the graphs below.

Age

We obtained the age for each registered patient on May 1st, 2016. We found the following patterns:

- Common childhood conditions, such as chicken pox and acute otitis media, had a lower median than the general population.
- Common conditions seen in the elderly, such as herpes zoster and pneumonia, had a higher median than the general population.
- The median age for influenza-like illness had a similar median age as that of the general population.
- Common cold, although a condition that affects all ages, had a median age below the population median, probably indicating that it is a condition with a high consultation rate for the young.

Gender

Gender is recorded by the GP on each patient's electronic record, when they first register in a practice. We found the following patterns:

- Overall, more women presented with conditions than men, reflecting their higher propensity to consult.
- Women presented more often than men with urinary tract infections and herpes simplex.
- Men presented more often than women with viral hepatitis and mumps, although the sample sizes were smaller.
- Almost 60% of influenza-like illness consultations were for women.

Ethnicity

Ethnicity is recorded on a proportion of patients. We have developed an algorithm, which incorporates languages spoken and other recorded fields, to generate the most probable ethnicity of

¹⁴ Correa A, Hinton W, McGovern A, van Vlymen J, Yonova I, Jones S, de Lusignan S. Royal College of General Practitioners Research and Surveillance Centre (RCGP RSC) sentinel network: a cohort profile. *BMJ Open*. 2016 Apr 20;6(4):e011092. doi: 10.1136/bmjopen-2016-011092. PubMed PMID: 27098827; PubMed Central PMCID: PMC4838708.

a patient¹⁵. The ethnic groups used are those in the 2011 census (asian, black, mixed, other, white). We found the following patterns:

- More non-white patients presented with allergic rhinitis and chicken pox, compared to the overall population.
- More white patients presented with herpes zoster, infectious mononucleosis, and pleurisy, compared to the overall population.
- There were slightly more influenza-like illness consultations from non-white people, compared to the overall population.

Deprivation

We determined deprivation using the Index of Multiple Deprivation (IMD)¹⁶, which assigns a score to each Lower Super Output Area (LSOA) in England¹⁷. When we extract our data, each patient's postcode is converted to LSOA. The lower the score, the least deprived the area where the patient lived. We found the following patterns:

- Patients presenting with viral hepatitis and scabies had a higher median IMD score (more deprived) than the overall population.
- Patients presenting with herpes zoster and infectious mononucleosis had a lower median IMD score (less deprived) than the overall population.
- Patients presenting with influenza-like illness had a slightly higher median IMD score (more deprived) than the overall population.

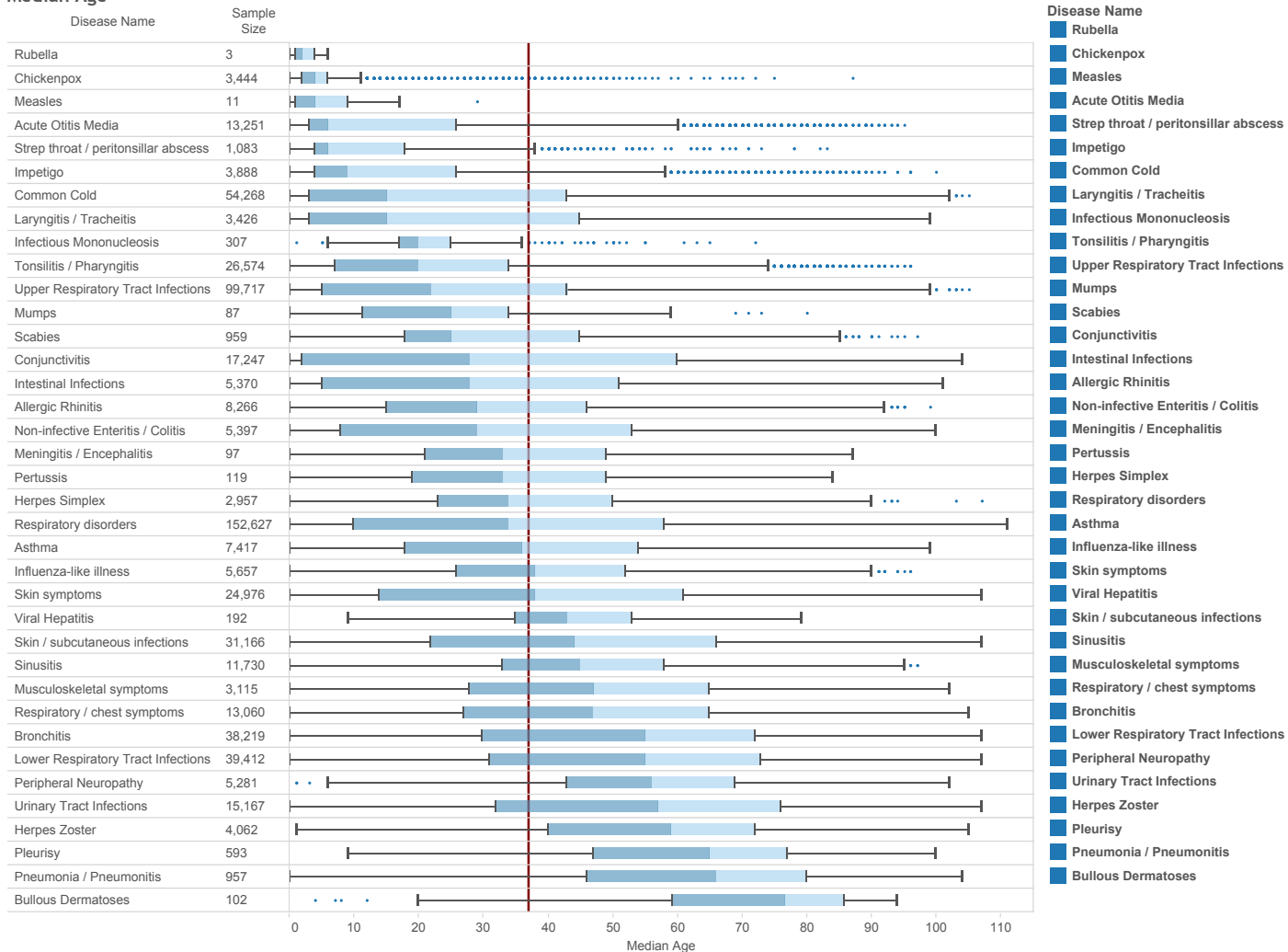
¹⁵ Tippu Z, Liyanage H, Correa A, Burleigh D, McGovern A, Jones S, de Lusignan S. (2016) Ontologies to improve the identification of ethnicity in people with type 2 diabetes [Poster]. Diabetes UK Professional Conference. Glasgow, UK. March 2-4th, 2016.

¹⁶ Department for Communities and Local Government (2015). The English Indices of Deprivation 2015. Available at: <https://www.gov.uk/government/statistics/english-indices-of-deprivation-2015>

¹⁷ Office of National Statistics (2011). Postcodes (Enumeration) to output areas to lower layer SOA to middle layer SOA to local authority districts E+W lookup. Available at: [https://geoportal.statistics.gov.uk/Docs/Lookups/Postcodes_\(Enumeration\)_\(2011\)_to_output_areas_\(2011\)_to_lower_layer_SOA_\(2011\)_to_middle_layer_SOA_\(2011\)_to_local_authority_districts_\(2011\)_E+W_lookup.zip](https://geoportal.statistics.gov.uk/Docs/Lookups/Postcodes_(Enumeration)_(2011)_to_output_areas_(2011)_to_lower_layer_SOA_(2011)_to_middle_layer_SOA_(2011)_to_local_authority_districts_(2011)_E+W_lookup.zip)

Disparity graphs for all conditions

Median Age



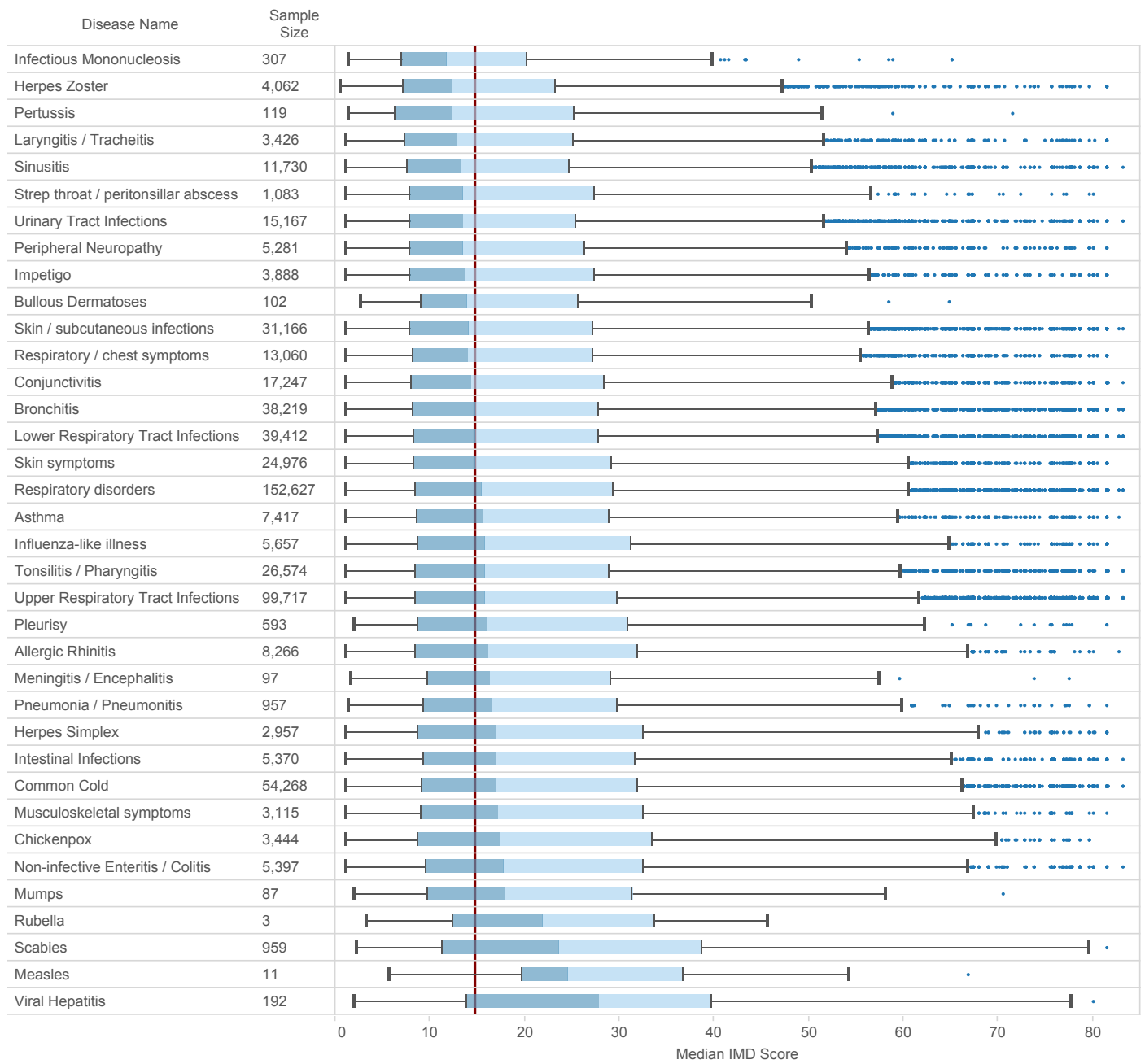
Grouped Gender



Grouped Ethnicity



Median IMD



7. Disease incidence

We monitor the incidence of 37 conditions in our weekly disease surveillance reports, both nationally and for the four English NHS regions, in comparison with the 10-year average. Graphs showing weekly incidence of all monitored diseases are included in Appendix A.

These graphs are presented in the same format as in the RCGP RSC weekly surveillance report¹⁸. However, the graphs presented here are based on a single data extract taken after the end of the reporting period, which contains a larger sample of practices than it was possible to use in the weekly extracts. Additionally, we improved the data quality process to import data in May 2016, and the data extracted for this report has been processed in this way. Although the overall trends are the same, the rates for individual weeks may therefore show some variation from those published throughout the year.

Like the weekly surveillance report, the data are presented in this report by disease chapter. The key points for each chapter are:

- **Water and food-borne disorders.** Presentations of intestinal infectious diseases were at or below seasonal averages, with the exception of some small peaks in week 45 and weeks 9-10. Presentations of non-infective enteritis and colitis varied from lower incidence in the winter, and higher incidence in the summer. For both of these conditions, incidence was higher in London than other regions.
- **Environmentally-sensitive disorders.** Presentations of asthma remained high for most of the winter period, with incidence higher than seasonal expectations between January and March. The peak of allergic rhinitis was later than expected during the summer of 2015, rather than in the spring.
- **Respiratory infections.** Most respiratory infections had a peak later in the year than expected. Despite the temporal discrepancy, most peak rates did not exceed the 5 year average, with the exception of acute tonsillitis/pharyngitis, laryngitis/tracheitis, and strep throat/peritonsillar abscess. Presentations of strep sore throat and peritonsillar abscess were above expected levels for some of the year, and in particular towards the end of the reporting period. The incidence of influenza-like illness (ILI) peaked at 29 cases per 100,000 in week 11 2016; incidence in the South peaked a week later at 38 cases per 100,000. Incidence of common cold was consistently higher in London than other regions.
- **Vaccine-sensitive disorders.** Measles, mumps and rubella all showed low incidence throughout the year.
- **Skin contagions.** Chickenpox had a higher incidence than seasonally expected in the summer of 2015, with a lower incidence during the winter. Most other conditions remained at seasonally expected levels.
- **Disorders affecting the nervous system.** Presentations of peripheral nervous disease were at seasonally expected levels throughout the year.
- **Genitourinary system disorders.** Presentations of urinary tract infections were below the expected rate throughout the year.

¹⁸ RCGP RSC Weekly Report. URL: <http://www.rcgp.org.uk/clinical-and-research/our-programmes/research-and-surveillance-centre.aspx>

As noted above, considerable regional variation can be seen for some diseases. For environmentally-sensitive disorders such as allergic rhinitis, this variation may reflect differing weather patterns across the country.

We will publish an accompanying paper exploring disease incidence in boys and young males of 11 selected conditions. Controlling for other key variables (ethnicity, deprivation, and propensity to consult), we examined the probability of boys in a certain age band presenting with:

- **Acute tonsillitis:** Across the 0-24 year age band, males had higher odds of presenting with tonsillitis – the probability was greater for the 1-4 years age band (74.2%).
- **Common cold:** Across the 0-24 year age band, males had higher odds of presenting with common cold – the probability was greater for the 1-4 years age band (91.6%).
- **Allergic rhinitis:** Across the 1-24 year age band, males had higher odds of presenting with allergic rhinitis – the probability was greater for the 5-14 years age band (74.6%).
- **Conjunctivitis:** Across the 1-14 year age band, males had higher odds of presenting with conjunctivitis – the probability was greater for the 1-4 years age band (91.5%).
- **Asthma:** Across the 1-14 year age band, males had higher odds of presenting with asthma – the probability was greater for the 5-14 years age band (78.9%).
- **Acute bronchitis:** Across the <1 year old and 5-14 year age band, males had higher odds of presenting with acute bronchitis – the probability was greater for the <1 years age band (78.1%).
- **Urinary Tract Infection (UTI):** Across the 0-4 year age band, males had higher odds of presenting with UTI – their combined probability (being male and young), however, was not particularly large; in the 15-24 age band males were less likely to present.
- **Acute Otitis Media (AOM):** Across the <1 year age band, males had higher odds of presenting with AOM – the probability was 94.6%.
- **Sinusitis:** Across the 5-14 year age band, males had higher odds of presenting with sinusitis – their combined probability, however, was not particularly large.
- **Intestinal Infectious Disease (IID):** Across the 1-14 year age band, males had lower odds of presenting with IID – the combined probability for these patients was nonetheless over 70%.
- **Influenza-like Illness (ILI):** There were no statistically significant results for young males related to ILI.

8. Episode typing – key part of data quality

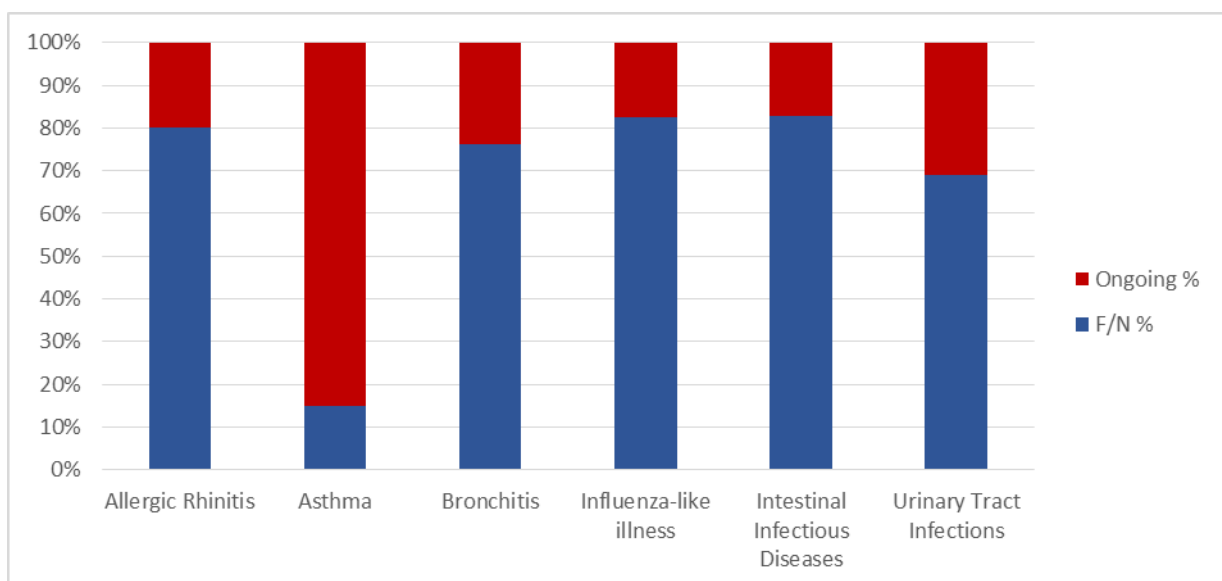
Recording episode type is the only way that we can differentiate incident (first and new) from prevalent cases (ongoing care/reviews). RCGP RSC practices get constant feedback and reminders about the importance of recording whether a clinical consultation is the first time a patient presents the condition or whether it is a follow up appointment. Different conditions will have varying ratios of incident (first or new) to prevalent cases (reviews). We expect:

- Only a small proportion of people with influenza or influenza-like illness will be seen more than once by their GP. We therefore expect there to be very few follow-ups.
- A higher proportion of people with acute bronchitis and/or bronchiolitis will be followed up.
- Most people with asthma (a long term condition) will be seen for follow-up/review. In asthma we anticipate there will be many more reviews than new cases.

The chart below shows the mean rate of First and New episodes against all episodes for the seven key conditions for which we provide monthly feedback to practices:

- Bronchitis
- Allergic Rhinitis
- Asthma
- Infectious Intestinal Diseases
- Influenza-like illness
- Urinary Tract Infections

Episode typing by disease



9. Current Projects

The RSC has been involved in the following projects during 2015/16.

European Projects

- **I-MOVE+:** RCGP RSC works in collaboration with leading European Public Health Institutes and Universities. It aims at measuring and comparing the effectiveness (VE) and impact (VI) of influenza and Pneumococcal vaccines and vaccination strategies in the elderly population in Europe. The goal is to develop a sustainable platform of primary care practices, hospitals and laboratory networks that share validated methods to evaluate post marketing vaccine performances.
- **ADVANCE:** The RSC is involved in The Accelerated Development of Vaccine benefit-risk Collaboration in Europe (ADVANCE) project funded by the Innovative Medicines Initiative (IMI). The project is focused on more rapidly generating best evidence on vaccine benefits and risks. It aims to establish a blueprint for a validated and tested best practice framework that could rapidly provide robust data to support accelerated decision making.

Other Projects

- **The live-attenuated influenza vaccination (LAIV) project:** The RSC is working with Public Health England and the University of Surrey on the pilot of a universal childhood (LAIV) programme. The UK initiated a universal childhood immunisation programme with a newly licensed intranasally-administered trivalent LAIV in the 2013/14 influenza season.
- **Integrate Project (Enhanced Gastroenteritis Surveillance):** This is a Wellcome-Department of Health funded research study led by Prof Sarah O'Brien at Liverpool University. The objective is to create enhanced surveillance systems for gastrointestinal illness. The surveillance system will include veterinary surveillance and much more advanced and rapid identification of organisms responsible for vomiting and diarrhoea. The recruitment process has been finalised with a network of 60 practices providing regular stool samples for pathogen surveillance.
- **Flu virology scheme:** Approximately 90 of the RSC practices are included in the flu virology specimen scheme. These practices provide nasal and throat specimens during the flu season (between the International Standards Organisation (ISO) week 40 and ISO week 20) each year from patients clinically suspected of having flu. This helps to establish which strain of the flu is dominant in the current season and is likely to be dominant the following flu season and how the flu vaccine can be improved in order to target these specific strains.
- **Diabetes Real World Evidence Centre:** The RSC is providing data, subject to ethical approval for studies looking at adherence to different types of diabetes medicines and the thresholds at which different clinicians implement injectable therapy in Type 2 diabetes.

10. RCGP Publications 2015/16

Correa A, Hinton W, McGovern A, van Vlymen J, Yonova I, Jones S, de Lusignan S. Royal College of General Practitioners Research and Surveillance Centre (RCGP RSC) sentinel network: a cohort profile. *BMJ Open*. 2016 Apr 20;6(4):e011092. doi: 10.1136/bmjopen-2016-011092. PubMed PMID: 27098827; PubMed Central PMCID: PMC4838708.

Pebody R, Warburton F, Ellis J, Andrews N, Potts A, Cottrell S, Johnston J, Reynolds A, Gunson R, Thompson C, Galiano M, Robertson C, Mullett D, Gallagher N, Sinnathamby M, Yonova I, Moore C, McMenamin J, de Lusignan S, Zambon M. Effectiveness of seasonal influenza vaccine in preventing laboratory-confirmed influenza in primary care in the United Kingdom: 2015/16 mid-season results. *Euro Surveill*. 2016 Mar 31;21(13). doi: 10.2807/1560-7917.ES.2016.21.13.30179. PubMed PMID: 27074651.

Botting J, Correa A, Duffy J, Jones S, de Lusignan S. Safety of community-based minor surgery performed by GPs: an audit in different settings. *Br J Gen Pract*. 2016 May;66(646):e323-8. doi: 10.3399/bjgp16X684397. Epub 2016 Mar 10. PubMed PMID: 26965026; PubMed Central PMCID: PMC4838444.

McGovern A, Tippu Z, Hinton W, Munro N, Whyte M, de Lusignan S. Systematic review of adherence rates by medication class in type 2 diabetes: a study protocol. *BMJ Open*. 2016 Feb 29;6(2):e010469. doi: 10.1136/bmjopen-2015-010469. PubMed PMID: 26928029; PubMed Central PMCID: PMC4780063.

McGovern AP, Hine J, de Lusignan S. Infection risk in elderly people with reduced glycaemic control. *Lancet Diabetes Endocrinol*. 2016 Apr;4(4):303-4. doi: 10.1016/S2213-8587(16)00043-7. Epub 2016 Feb 16. PubMed PMID: 26895714.

Mold F, de Lusignan S. Patients' Online Access to Their Primary Care Electronic Health Records and Linked Online Services: Implications for Research and Practice. *J Pers Med*. 2015 Dec 4;5(4):452-69. doi: 10.3390/jpm5040452. PubMed PMID: 26690225; PubMed Central PMCID: PMC4695865.

de Lusignan S, Crawford L, Munro N. Creating and using real-world evidence to answer questions about clinical effectiveness. *J Innov Health Inform*. 2015 Nov 4;22(3):368-73. doi: 10.14236/jhi.v22i3.177. PubMed PMID: 26577427.

11. Participating practices

This list includes all practices who were members of the RSC network at any point during the period covered by this report. For technical reasons, we were unable to extract data from all of the practices below for use in this report; therefore, the report is based on 155 of these 202 practices. However, we would like to thank all practices for their participation in the work of the RSC.

| Practice Name | Address |
|---|----------------|
| Aberfeldy Practice | London |
| Adderlane Surgery | Northumberland |
| Adelaide Medical Centre | London |
| Albert Road And Britannia Village Surgery | London |
| Alcester Health Centre | Warwickshire |
| Alconbury & Brampton Surgeries | Cambridgeshire |
| Aldershot Health Centre | Hampshire |
| Amphill Square Medical Centre | London |
| Ash Tree House Surgery | Lancashire |
| Aspartia Medical Group | Cumbria |
| Avisford Medical Group | West Sussex |
| Axbridge & Wedmore M.P. | Somerset |
| Aylestone Surgery (Sahdev) | Leicester |
| Backwell Medical Centre | Bristol |
| Bangor Street Health Centre | Blackburn |
| Barlby Surgery | London |
| Barlow Medical Centre | Manchester |
| Barnoldswick Medical Centre | Lancashire |
| Barrington Medical Centre | Cheshire |
| Baslow Health Centre | Derbyshire |
| Beacon View Med Ctr, Dr GJ Penrice | Tyne & Wear |
| Bishopgate Medical Centre | County Durham |
| Block Lane Surgery | Oldham |
| Bloomsbury Health Centre | Birmingham |
| Bloxwich Medical Practice | West Midlands |
| Bodriggy Health Centre | Cornwall |
| Bottisham Medical Practice | Cambridgeshire |
| Bretton Medical Practice | Cambridgeshire |
| Broadway Surgery | Preston |
| Brownlow Health (Brownlow Group Practice) | Liverpool |
| Burn Brae Medical Group | Northumberland |
| Cassidy Medical Centre | London |
| Castle Street Medical Centre | Derbyshire |
| Cator Medical Centre | Kent |
| Cedar Brook Practice | Middlesex |

| | |
|------------------------------------|---------------------|
| Cheddar Medical Centre | Somerset |
| Cherry Hinton Surgery | Cambridge |
| Church Street Practice | Oxfordshire |
| Church Street Surgery | Hertfordshire |
| City Road Medical Centre | London |
| Clarendon Lodge | Warwickshire |
| Clevedon Riverside Group | North Somerset |
| Cleveleys Group Practice | Lancashire |
| Collingham Medical Centre | Nottinghamshire |
| Comberton Surgery | Cambridgeshire |
| Cotterils Lane Surgery | Birmingham |
| Creffield Medical Centre | Essex |
| Debenham Group Practice | Suffolk |
| Devon Square Surgery | Devon |
| Dr Ij Moodies Practice | Blackburn |
| Dr MacLennan & Partners | Oxfordshire |
| Dr Scriven, Lee, Hopkins & Sissons | North Staffordshire |
| Dr Slade & Partners | Somerset |
| Dronfield Medical Centre | Derbyshire |
| Dr'S Mackinnon Chande & Chappell | Bury |
| East Park Medical Centre | West Midlands |
| Eastham Group Practice | Wirral |
| Eaton Socon Health Centre | Cambridgeshire |
| Ecclesfield Group Practice | Sheffield |
| Edith Cavell Surgery | London |
| Ellenbrook Medical Centre | Manchester |
| Elm House Surgery | Kent |
| Farnborough Bank House Surgery | Kent |
| Fieldway Medical Centre | Surrey |
| Fosse Medical Centre | Leicester |
| Framlingham Medical Practice | Suffolk |
| Frankley Health Centre | Birmingham |
| Garswood Surgery | Wigan |
| Glenpark Medical Centre | Tyne & Wear |
| Gosforth Valley Med Practice | Derbyshire |
| Gosport Medical Centre | Hampshire |
| Greens Norton & Weedon Practice | Northamptonshire |
| Greenway Community Practice | Bristol |
| Grove Medical Group | Tyne & Wear |
| Guardian Street Medical Centre | Cheshire |
| Guildowns Group Practice | Guildford |
| Haslemere Health Centre | Surrey |
| Haydock Medical Centre | St Helens |
| Headley Drive Surgery | Croydon |

| | |
|---------------------------------|-----------------|
| Heatherside Surgery | Camberley |
| Highlands Surgery | Essex |
| Husbands Bosworth Surgery | Leicestershire |
| Immeary Street Surgery | South Shields |
| James Street Group Practice | Cumbria |
| Killick Street Health Centre | London |
| Kiltearn Medical Centre | Cheshire |
| Kings Cross Road Surgery | London |
| Kings Road Medical Centre | London |
| Knockin Medical Centre | Shropshire |
| Lache Health Centre | Cheshire |
| Laurel Bank Surgery | Leeds |
| Laurel Bank Surgery | Cheshire |
| Lawrence House Surgery | London |
| Lordswood House Practice | Birmingham |
| Lowdham Medical Centre | Nottinghamshire |
| Lowfield Medical Centre | Dartford |
| Market Harbororough Med. Centre | Leicestershire |
| Market Surgery | Norwich |
| Maywood Surgery | West Sussex |
| Medwyn Surgery | Dorking |
| Mendip Vale Medical Practice | Bristol |
| Merepark Medical Park | South Cheshire |
| Mill Hill Surgery | London |
| Millway Medical Practice | London |
| Minchinhampton Surgery | Gloucestershire |
| Mitchinson Road Surgery | London |
| Monkspath Surgery | West Midlands |
| Mount Chambers Surgery | Essex |
| Mountwood Surgery | Middlesex |
| Much Wenlock Practice | Shropshire |
| Myhealth | York |
| Nettleham Medical Centre | Lincoln |
| New Hayesbank Surgery | Kent |
| New Inn Surgery | Guildford |
| New Road Surgery Bromsgrove | Worcestershire |
| Newton Place Surgery | Kent |
| Nightingale Valley Pract | Bristol |
| Normanby Medical Centre | Cleveland |
| North Road West Medical Centre | Plymouth |
| Northfield Health Centre | Birmingham |
| Oak Lodge Medical Centre | Middlesex |
| Oak Vale Medical Centre | Liverpool |
| Oaklands Health Centre | Kent |

| | |
|--------------------------------|--------------------|
| Oakwood Surgery | Leeds |
| Palacci & Partners (Castelnau) | London |
| Papworth Surgery | Cambridgeshire |
| Parkside Group Practice | Surrey |
| Parkway Health Centre | Surrey |
| Pendle View Medical Centre | East Lancashire |
| Petersfield Surgery | Essex |
| Phoenix Surgery | Gloucestershire |
| Pontesbury Medical Practice | Shropshire |
| Portishead Medical Group | Bristol |
| Portslade Health Centre | East Sussex |
| Priory Medical Centre | Liverpool |
| Prospect Medical Practice | Norwich |
| Queens Road Surgery | London |
| Regent House Surgery | Lancashire |
| Richmond Hill Practice | East Lancashire |
| Ridgacre House Surgery | Birmingham |
| Riverside Surgery | North Lincolnshire |
| Saddleworth Medical Practice | Oldham |
| Sandy Lane Surgery | Lancashire |
| Sedbergh Health Centre (Lumb) | Cumbria |
| Shebbear Surgery | Devon |
| Silverlock Medical Centre | London |
| South Chadderton Health Centre | Oldham |
| St Fillans Medical Centre | Lancashire |
| St Gabriels Medical Centre | Manchester |
| St James Health Centre | Liverpool |
| St Leonard'S Practice | Devon |
| St Paul'S Medical Centre | Blackpool |
| Station House Surgery | Cumbria |
| Stoneleigh Surgery | Cumbria |
| Streatham High Practice | London |
| Streatham Place Surgery | London |
| Summertown Health Centre | Oxfordshire |
| Swan Lane Medical Centre | Greater Manchester |
| Thamesmead Health Centre | London |
| The Calverton Practice | Nottingham |
| The Carnewater Practice | Cornwall |
| The Church Lane Practice | London |
| The Eden Surgeries | West Essex |
| The Fairfield's Practice | Nottingham |
| The Grange Medical Centre | Warwickshire |
| The Grange Practice | Thanet |
| The Hall Practice | Buckinghamshire |

| | |
|---|------------------|
| The Hambleton Clinic | London |
| The Hollies | Essex |
| The Lakeside Surgery | Northamptonshire |
| The Manor Health Centre- Dr Curran & Partners | London |
| The Manor Health Centre- Dr Sheila Santamaria | London |
| The Marshside Surgery | Sefton |
| The New Sheepmarket Surgery | Lincolnshire |
| The Schoolhouse Surgery | Cheshire |
| The Stokes Medical Centre | Bristol |
| The Uppingham Surgery | Leicestershire |
| The Valley Surgery | Nottinghamshire |
| The Whipton Surgery | Exeter |
| Thornton Road Surgery | Surrey |
| Trowbridge Surgery | London |
| Valley Park Surgery | Surrey |
| Vauxhall Primary Health Centre | Liverpool |
| Victoria Park Practice | Birkenhead |
| Villa Med Ctr | Wirral |
| Village Surgery | Rotherham |
| Warlingham Green Med Practice | Surrey |
| Wellington House Surgery | Buckinghamshire |
| Wellside Surgery | Cambridgeshire |
| West Common Lane Medical Ctr | Scunthorpe |
| West Timperley Medical Centre | Trafford |
| Westongrove Partners | Aylesbury |
| Whalley Medical Centre | Blackburn |
| White Rose Surgery | West Yorkshire |
| Whitechapel Health Centre | London |
| Windermere And Bowness Med Practice | Cumbria |
| Winterton Medical Practice | South Humberside |
| Wonford Green Surgery | Devon |
| Woodbridge Hill Surgery | Surrey |
| Worden Medical Centre | Lancashire |
| Yardley Green Medical Centre | Birmingham |
| Yaxley Group Practice | Peterborough |

12. Contributors

Contributors

Simon de Lusignan

Ana Correa

Sameera Pathirannehelage

Rachel Byford

Ivelina Yonova

Filipa Ferreira

Imran Rafi

Contact details

RCGP Research & Surveillance Centre
University of Surrey
Clinical Medicine & Ageing
GUILDFORD
GU2 7PX
Tel: +44 (0)1483 684802

Medical Director: Professor Simon de Lusignan
MedicalDirectorRSC@rcgp.org.uk

Practice Liaison Officer: Ivelina Yonova
i.yonova@surrey.ac.uk
Tel: +44 (0)1483 682758

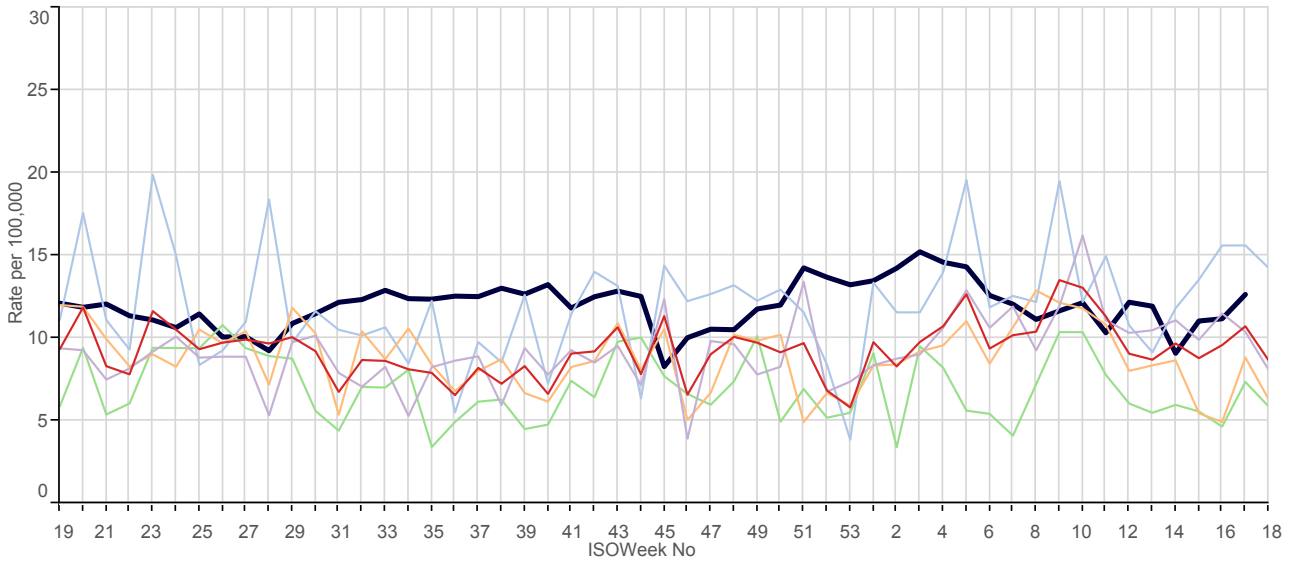
13. Appendix A: Weekly disease incidence graphs

13. APPENDIX A : Weekly Disease Incidence Graphs

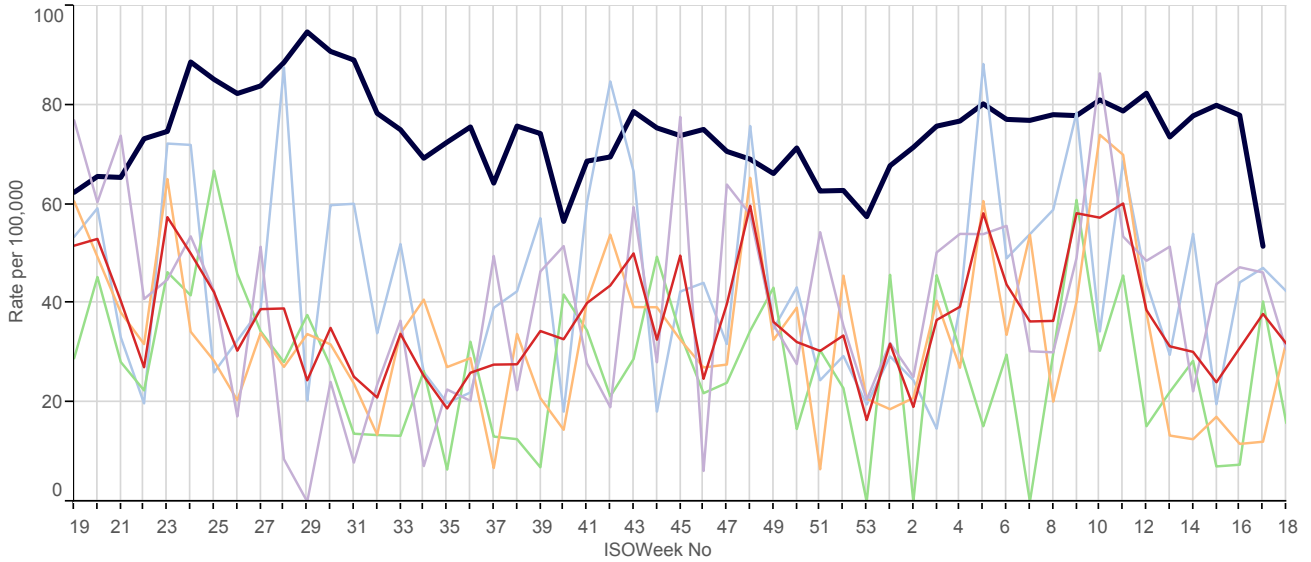
1. Water and Food Borne Disorders:

■ National
 ■ North
 ■ South
 ■ London
 ■ Midlands And East
 ■ 5yr Avg

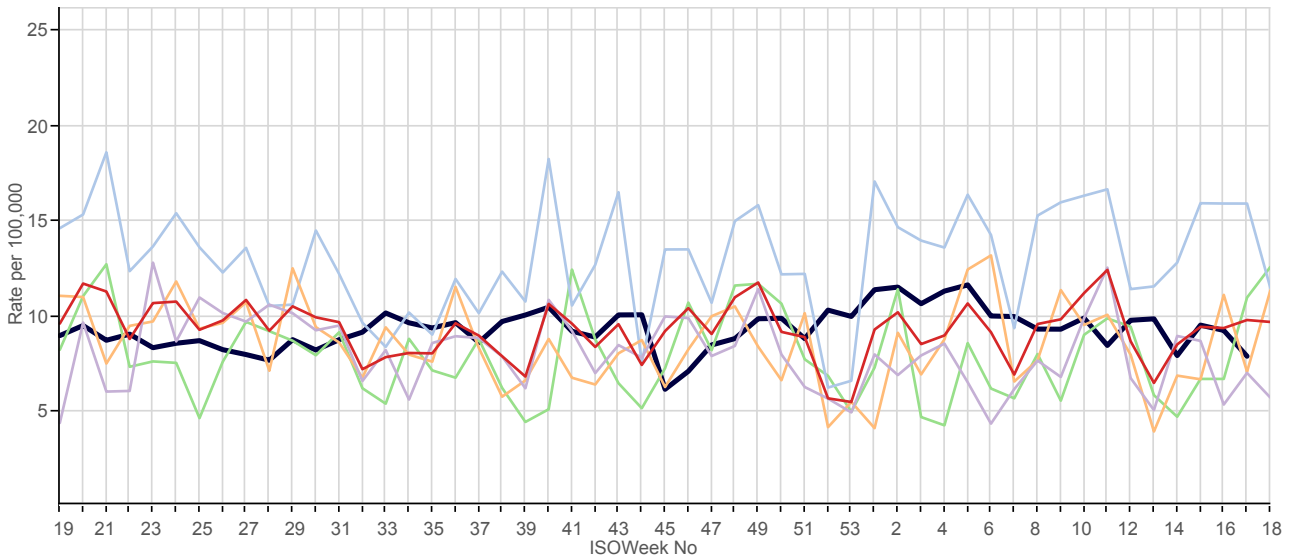
Intestinal Infections (All ages) (ICD10 : A00-A09)

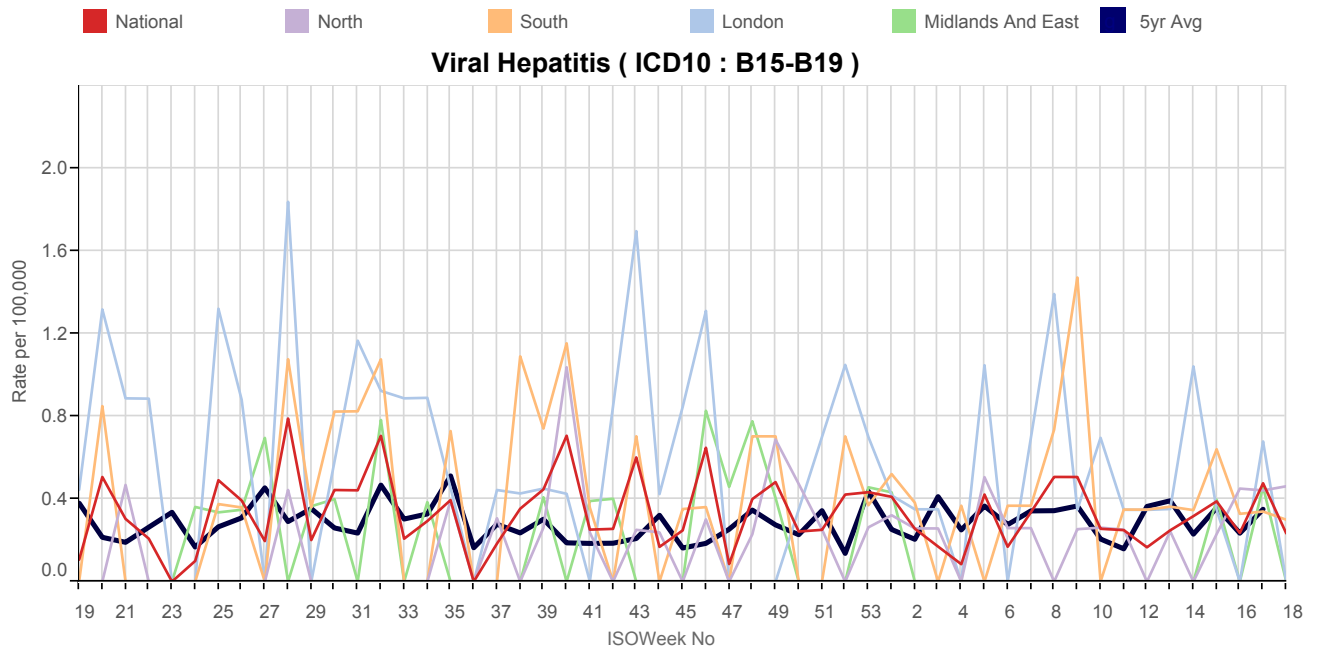


Intestinal Infections (0-4 years) (ICD10 : A00-A09)



Non-infective Enteritis / Colitis (ICD10 : K50-K52)

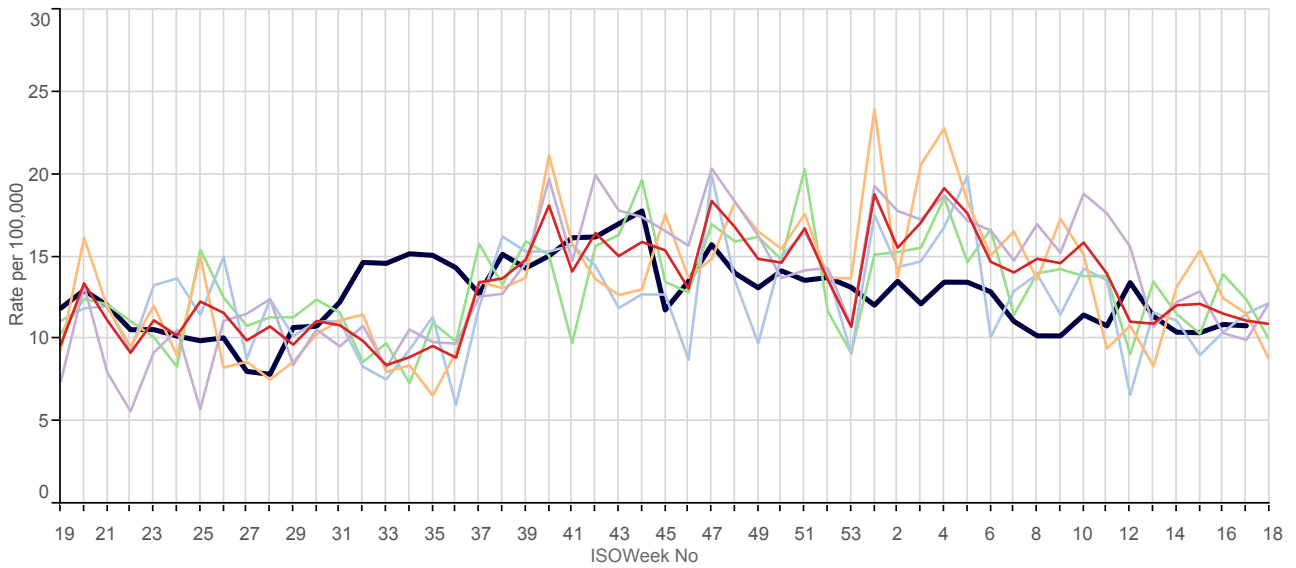




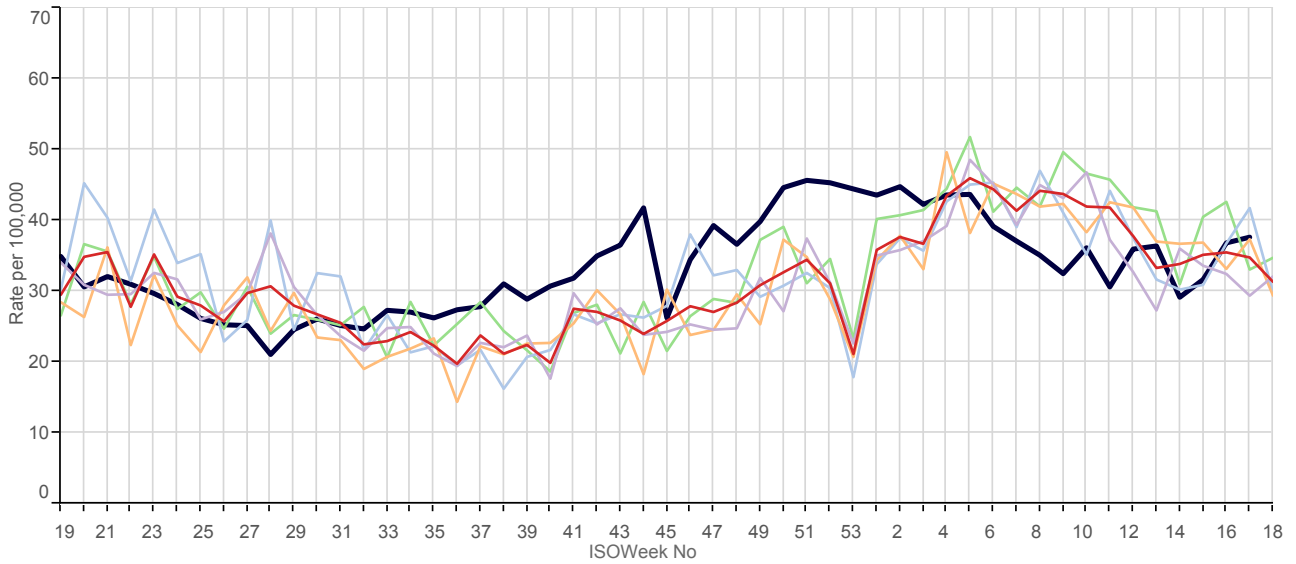
2. Environmentally Sensitive Disorders :

■ National
 ■ North
 ■ South
 ■ London
 ■ Midlands And East
 ■ 5yr Avg

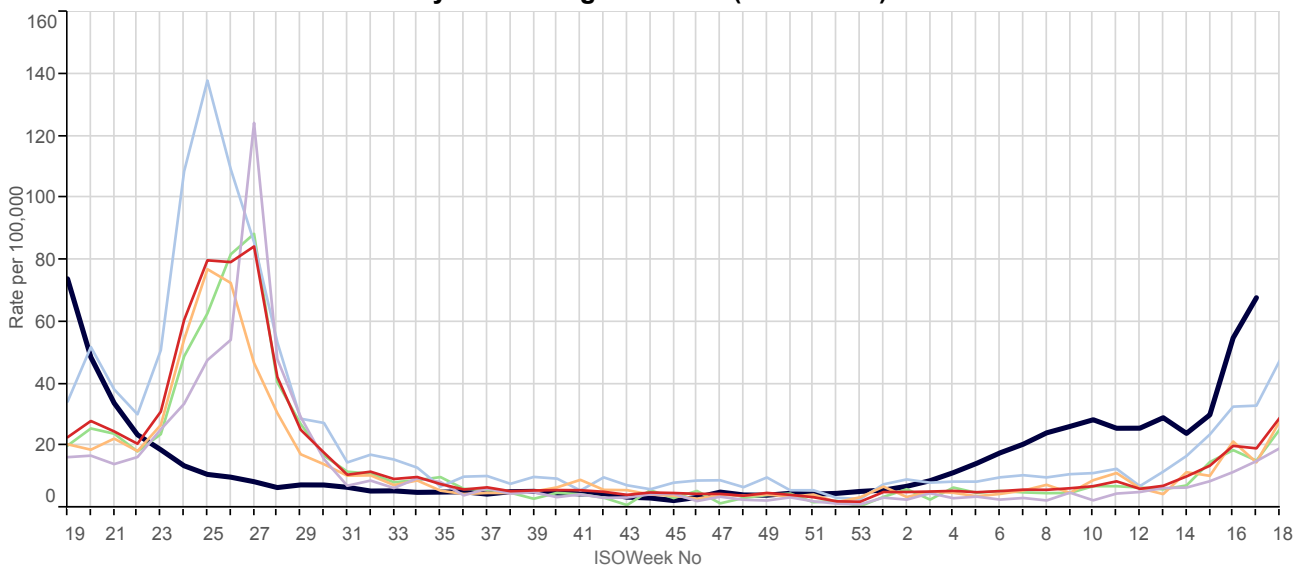
Asthma (ICD10 : J45 - J46)

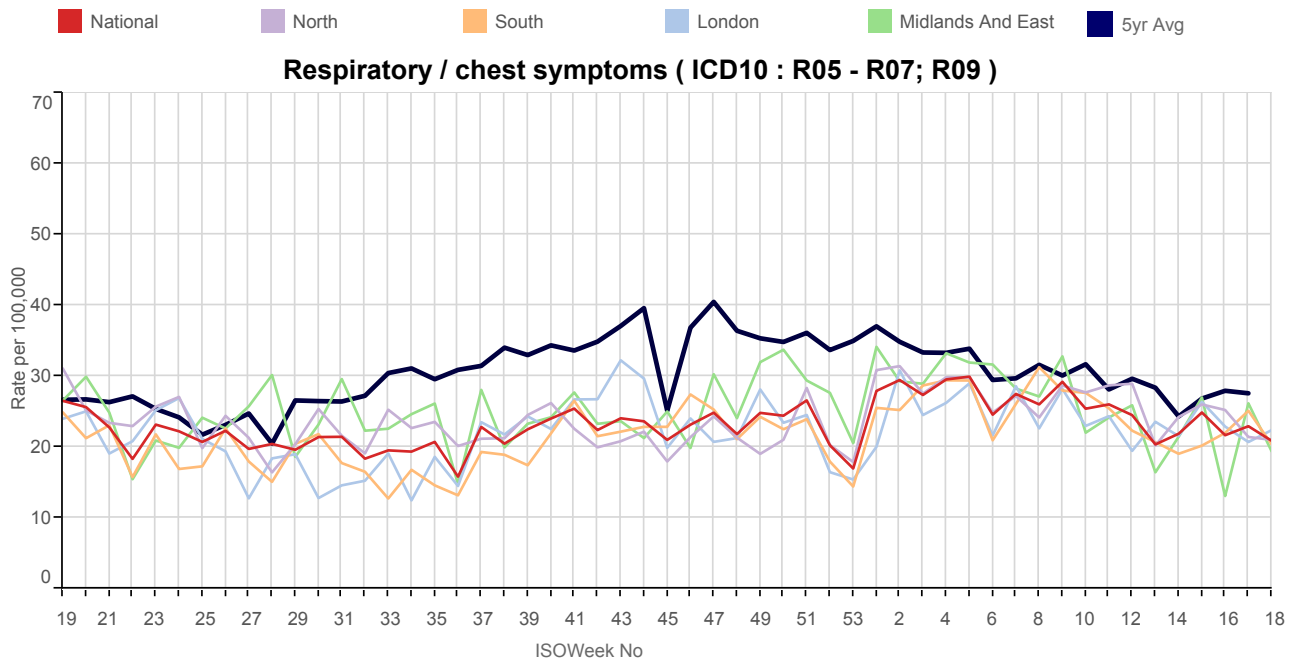


Conjunctivitis (ICD10 : H10 - H13)



Hayfever/Allergic Rhinitis (ICD10: J30)

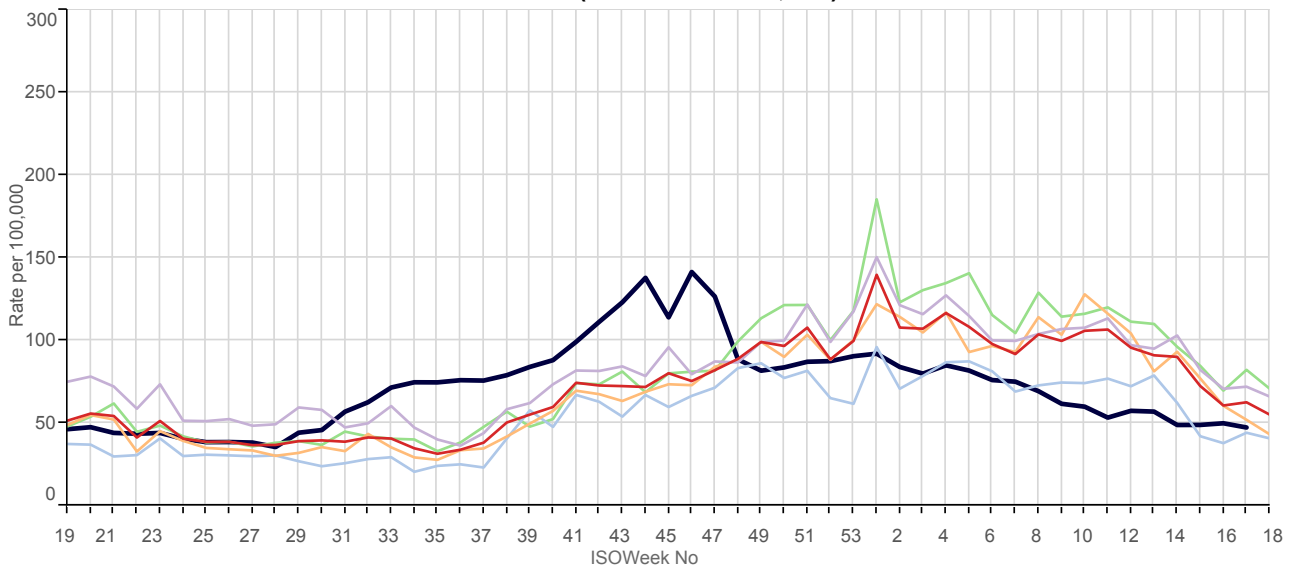




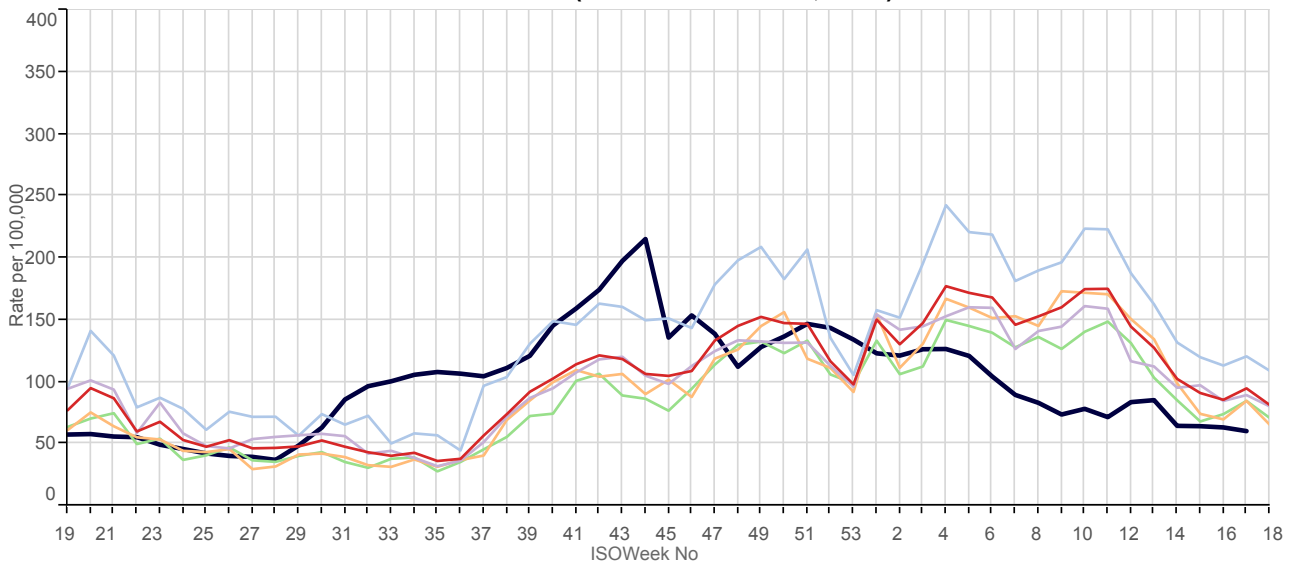
3. Respiratory Infections :

■ National
 ■ North
 ■ South
 ■ London
 ■ Midlands And East
 ■ 5yr Avg

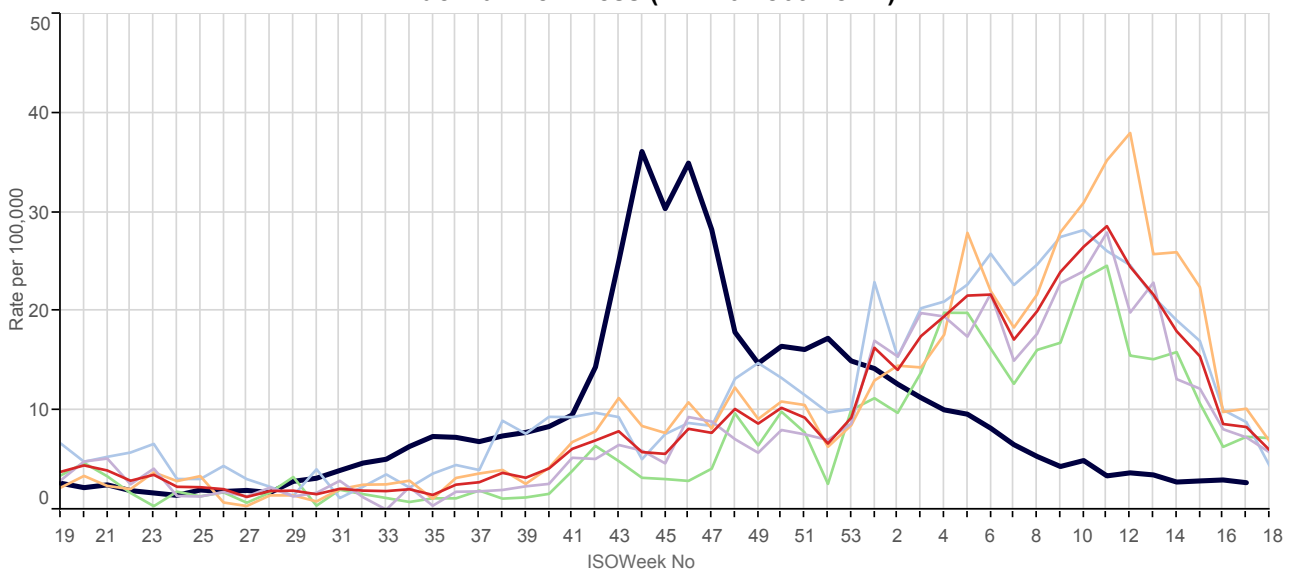
Bronchitis (ICD10: J20-J21,J40)



Common Cold (ICD10 : R05 - R07; R09)

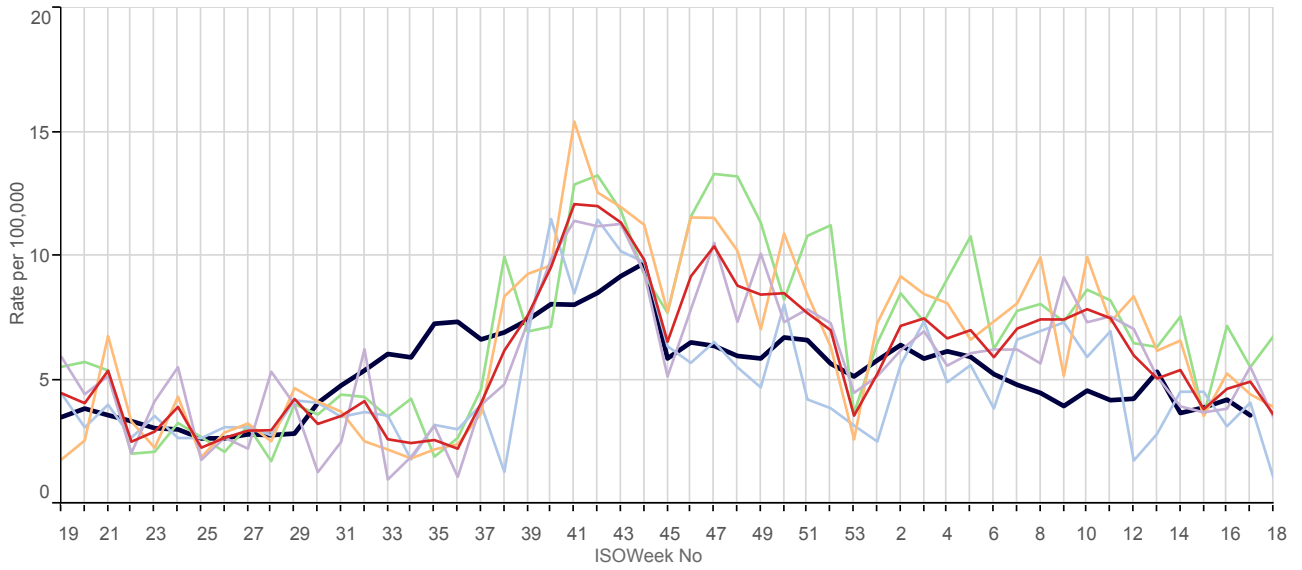


Influenza-like illness (ICD10 : J09 - J11)

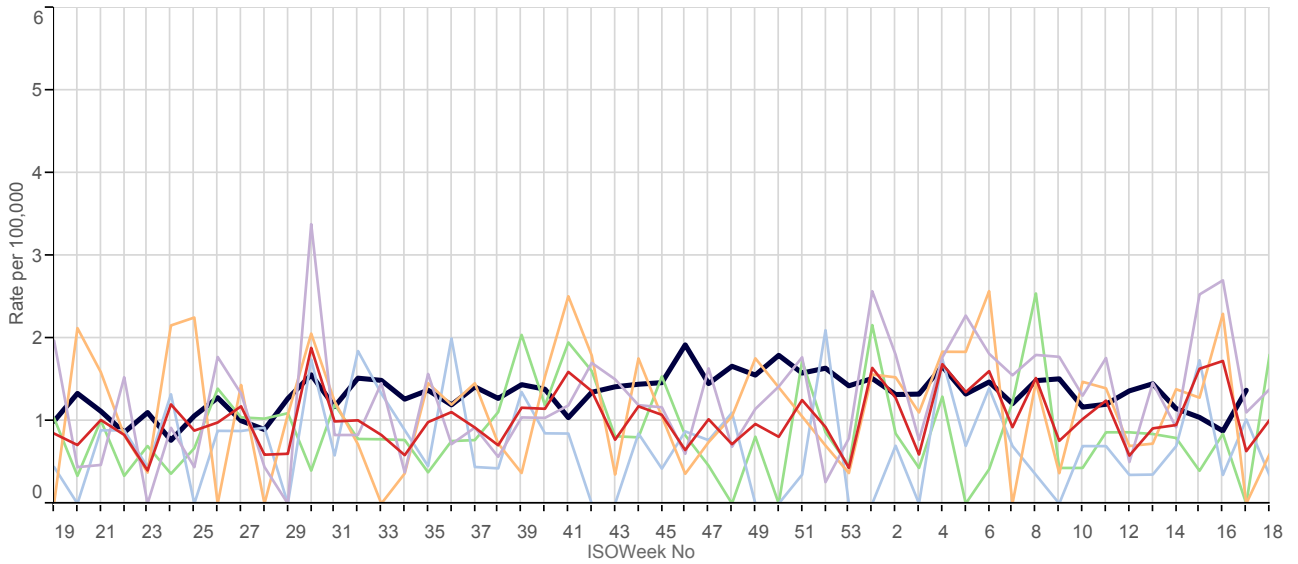


■ National
 ■ North
 ■ South
 ■ London
 ■ Midlands And East
 ■ 5yr Avg

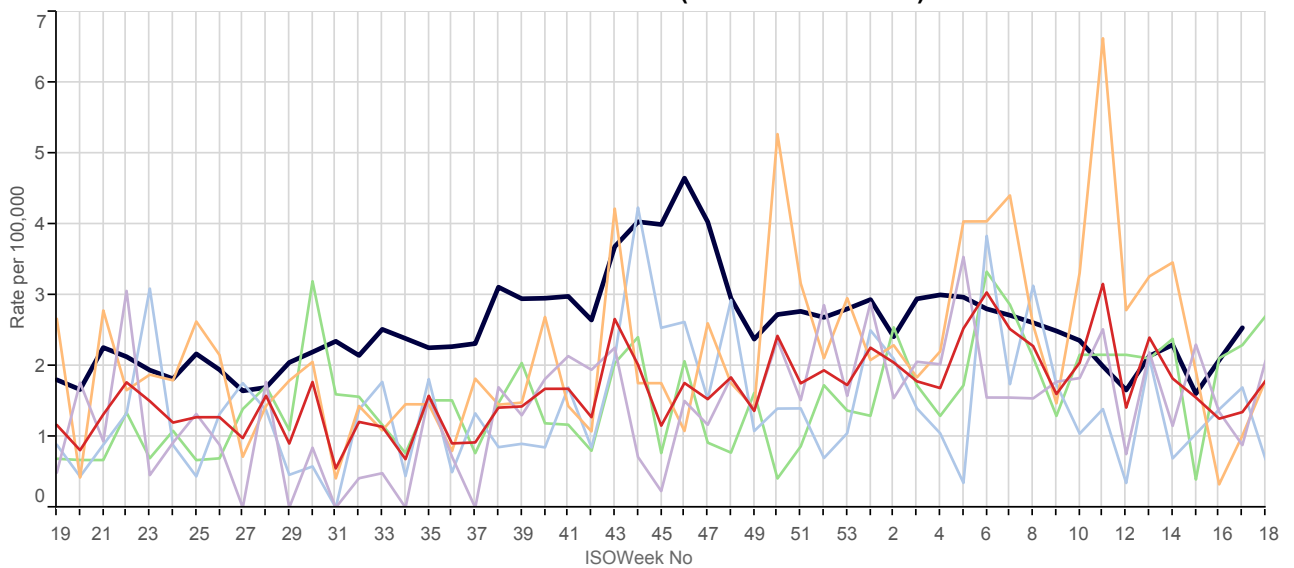
Laryngitis / Tracheitis (ICD10 : J04)



Pleurisy (ICD10 : R091)

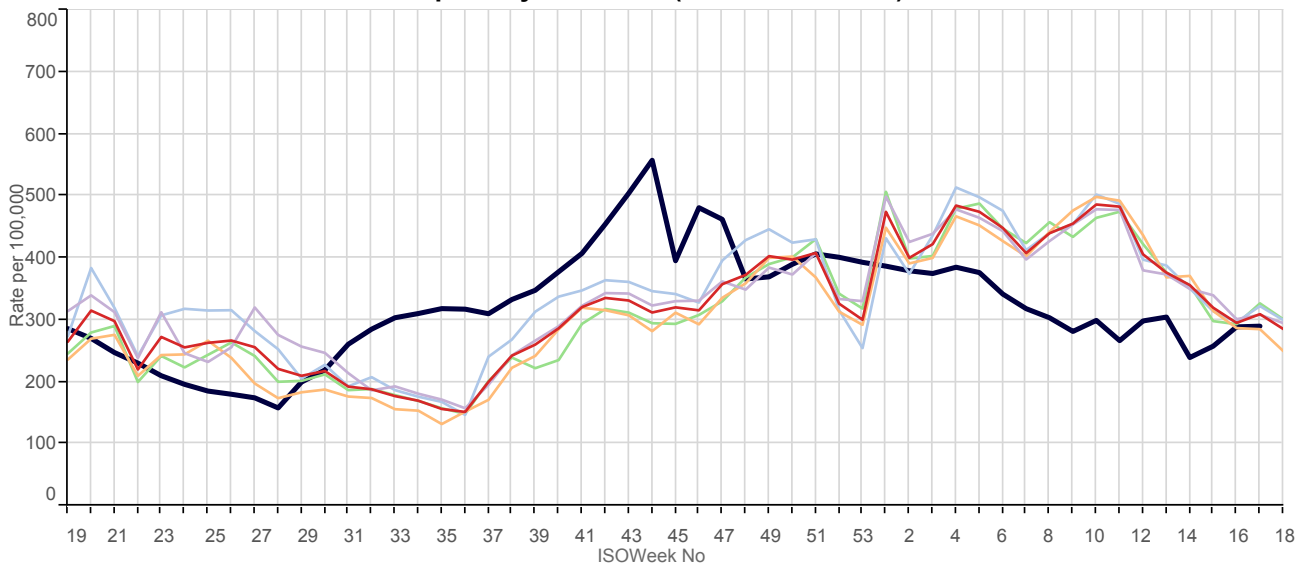


Pneumonia / Pneumonitis (ICD10 : J12 - J18)

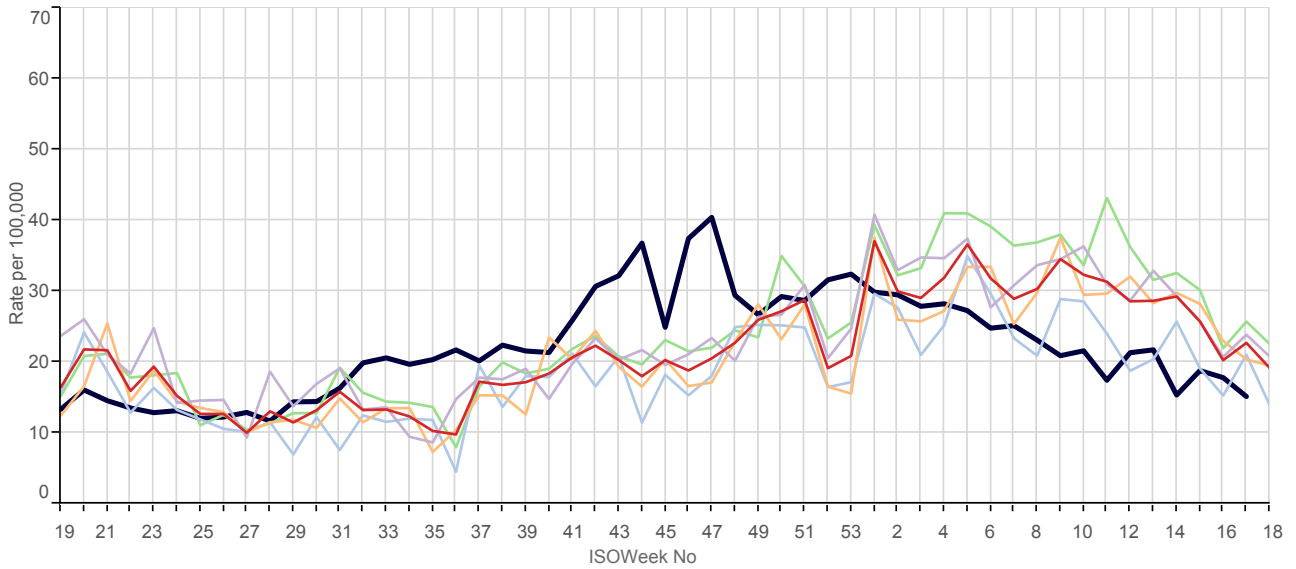


■ National
 ■ North
 ■ South
 ■ London
 ■ Midlands And East
 ■ 5yr Avg

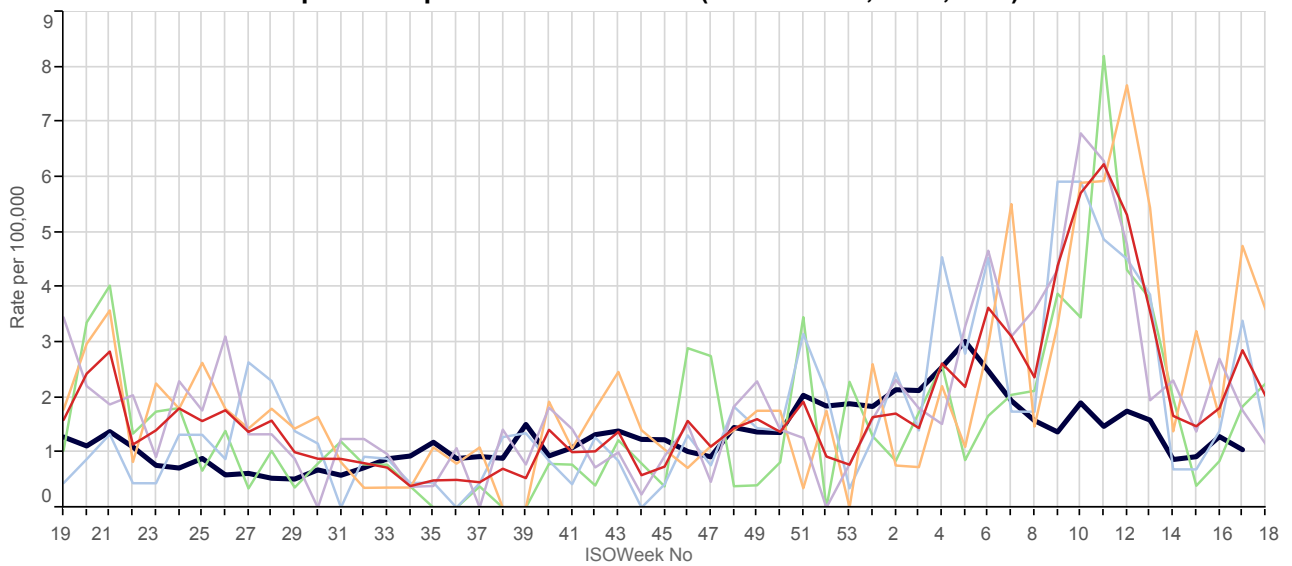
Respiratory disorders (ICD10 : J00-J99)



Acute Sinusitis (ICD10 : J01)

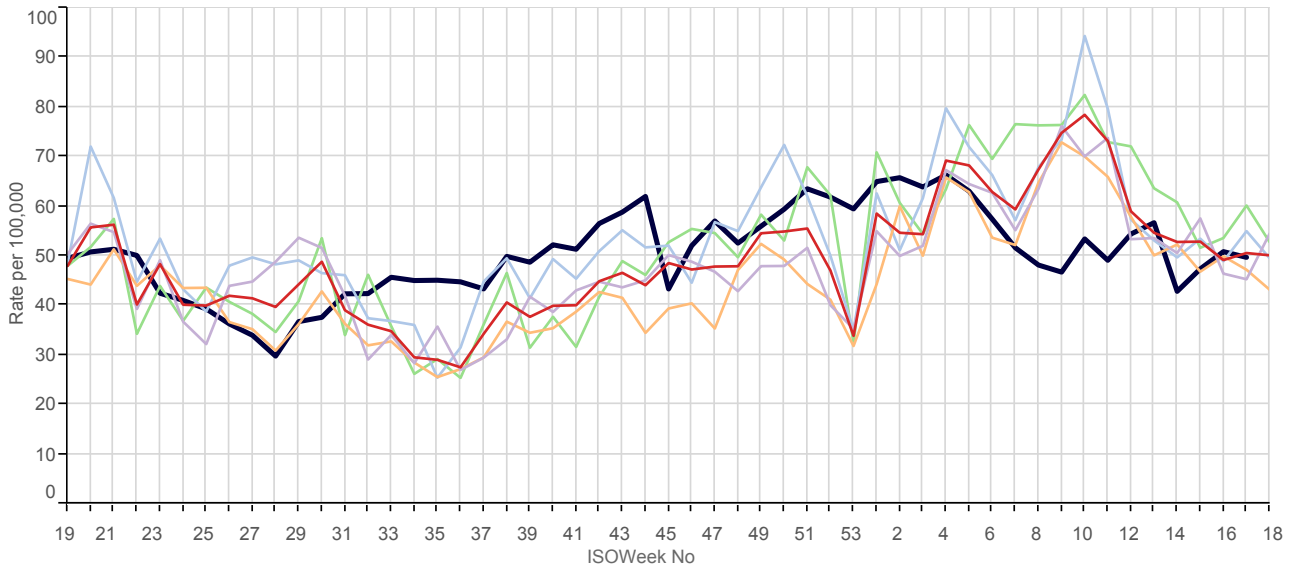


Strep throat / peritonsillar abscess (ICD10 : A38; J020; J36)

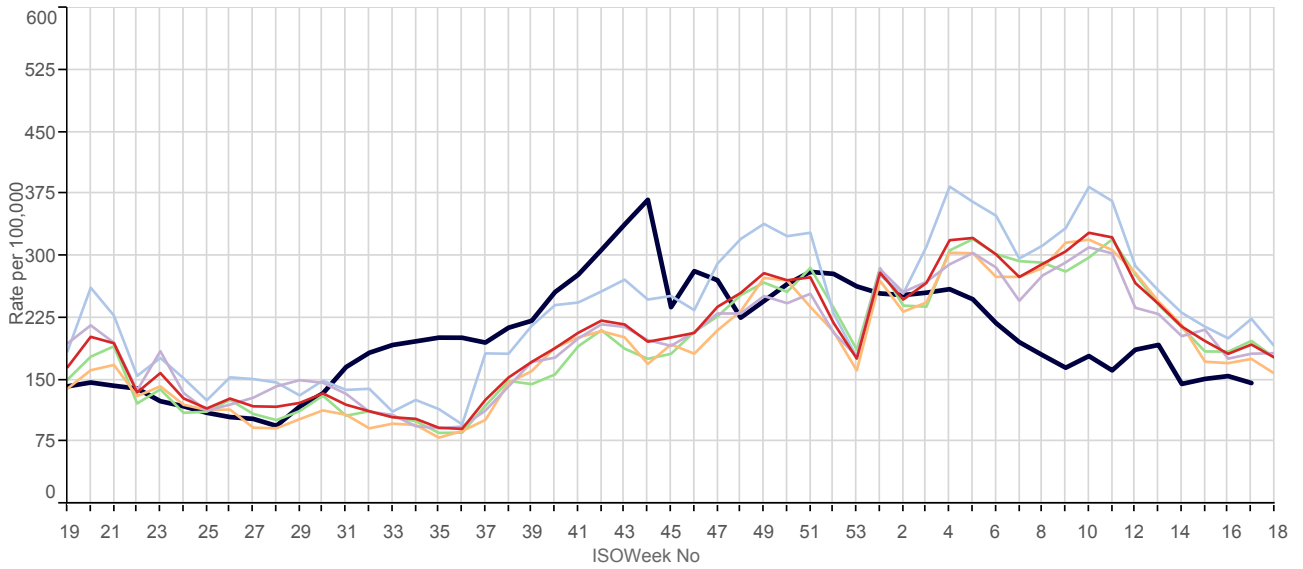


■ National
 ■ North
 ■ South
 ■ London
 ■ Midlands And East
 ■ 5yr Avg

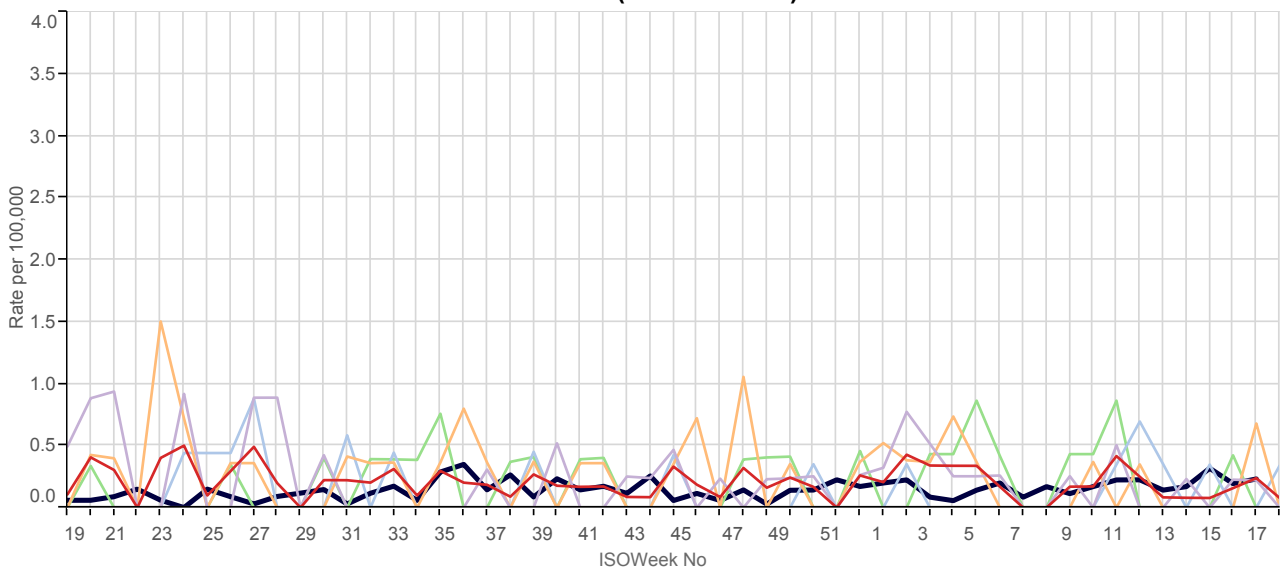
Tonsillitis / Pharyngitis (ICD10 : J02 - J03)



Upper Respiratory Tract Infections (ICD10 : J00 - J06)

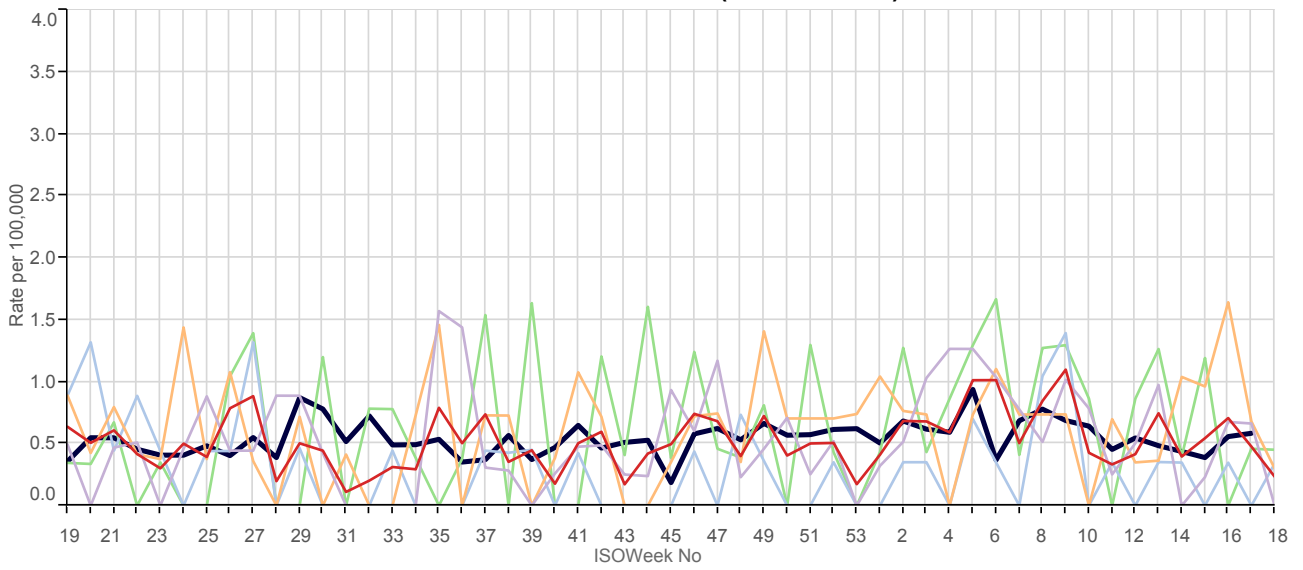


Pertussis (ICD10 : A37)

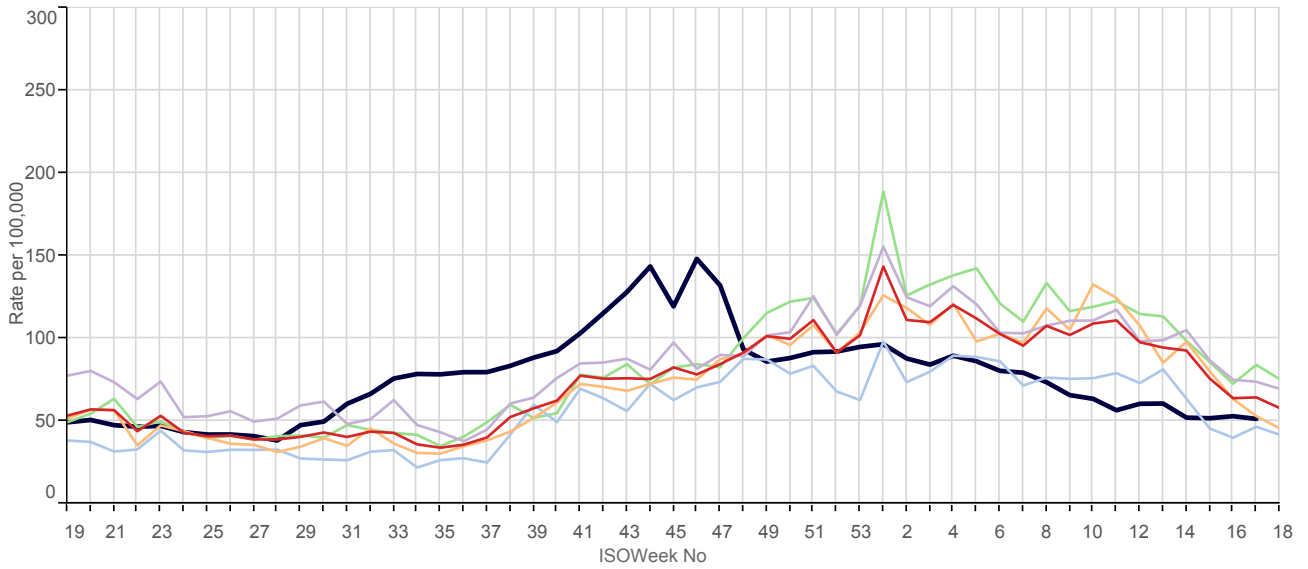


■ National
 ■ North
 ■ South
 ■ London
 ■ Midlands And East
 ■ 5yr Avg

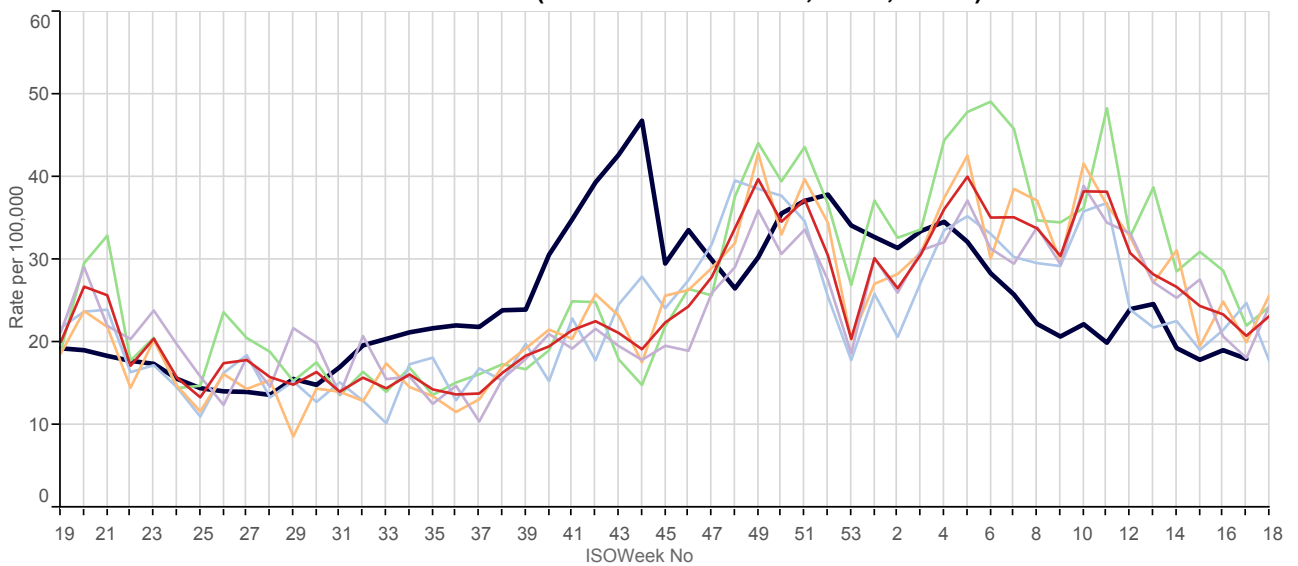
Infectious Mononucleosis (ICD10 : B27)



Lower Respiratory Tract Infections (ICD10 : J20-J22)



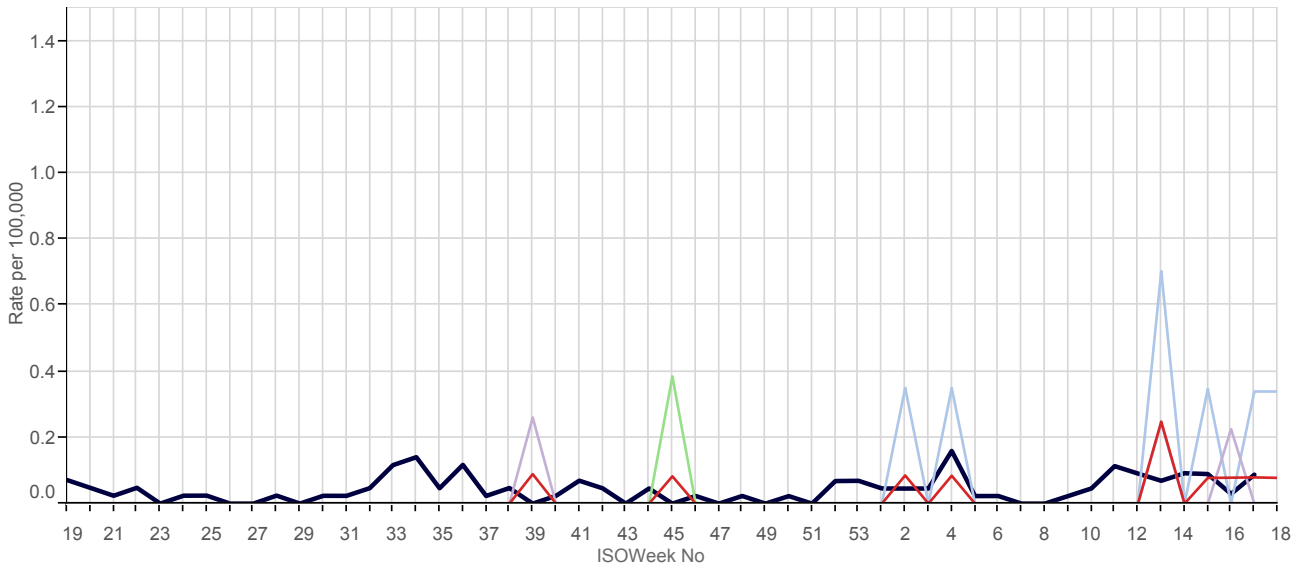
Acute Otitis Media (ICD10 : H650 - H651; H660; H669)



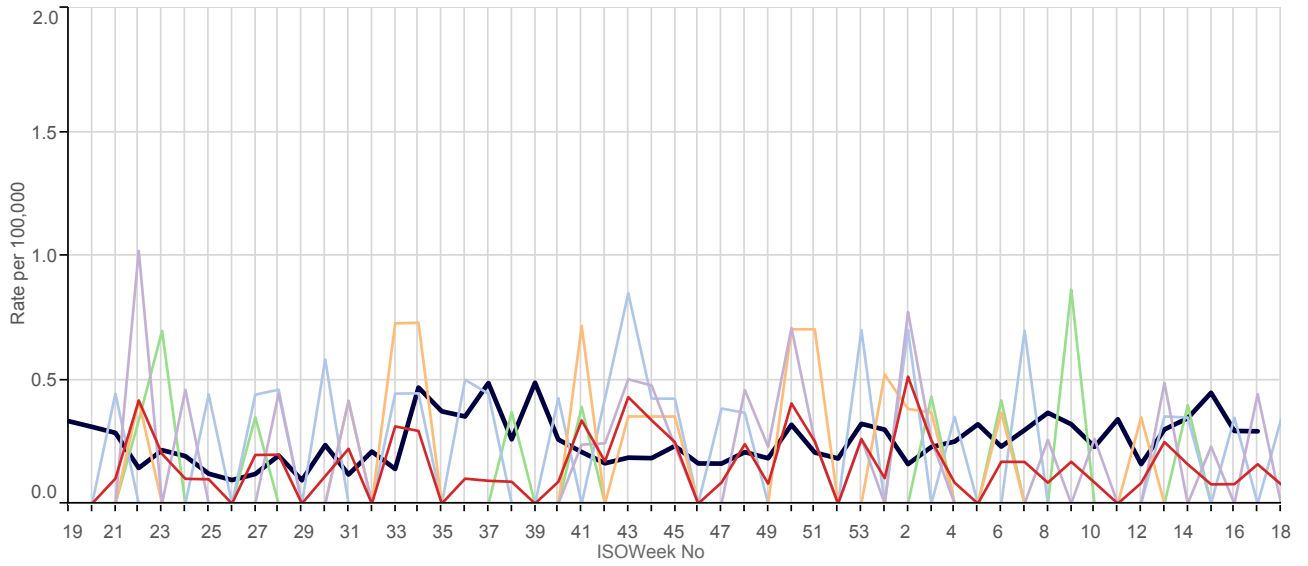
4. Vaccine Sensitive Disorders

■ National
 ■ North
 ■ South
 ■ London
 ■ Midlands And East
 ■ 5yr Avg

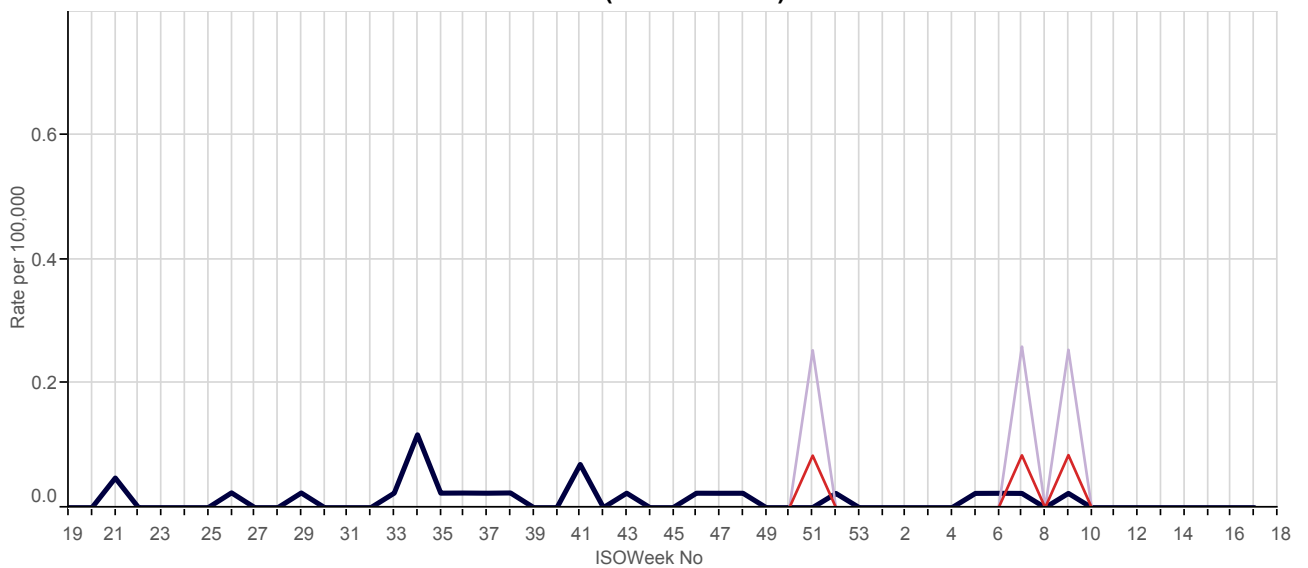
Measles (ICD10 : B05)



Mumps (ICD10 : B26)



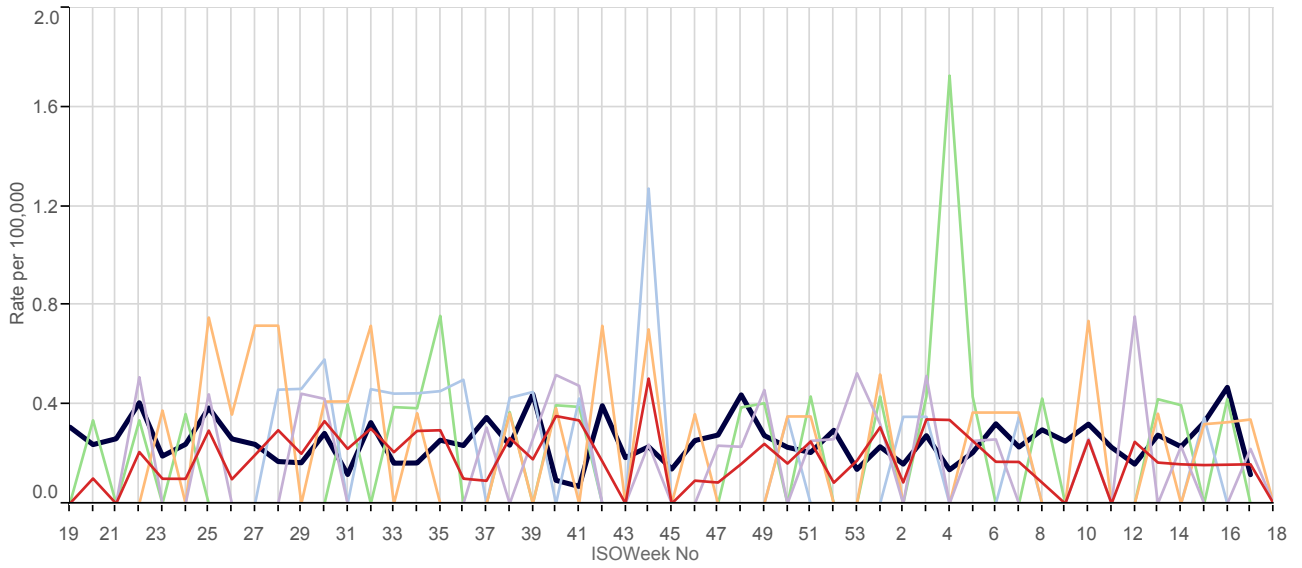
Rubella (ICD10 : B06)



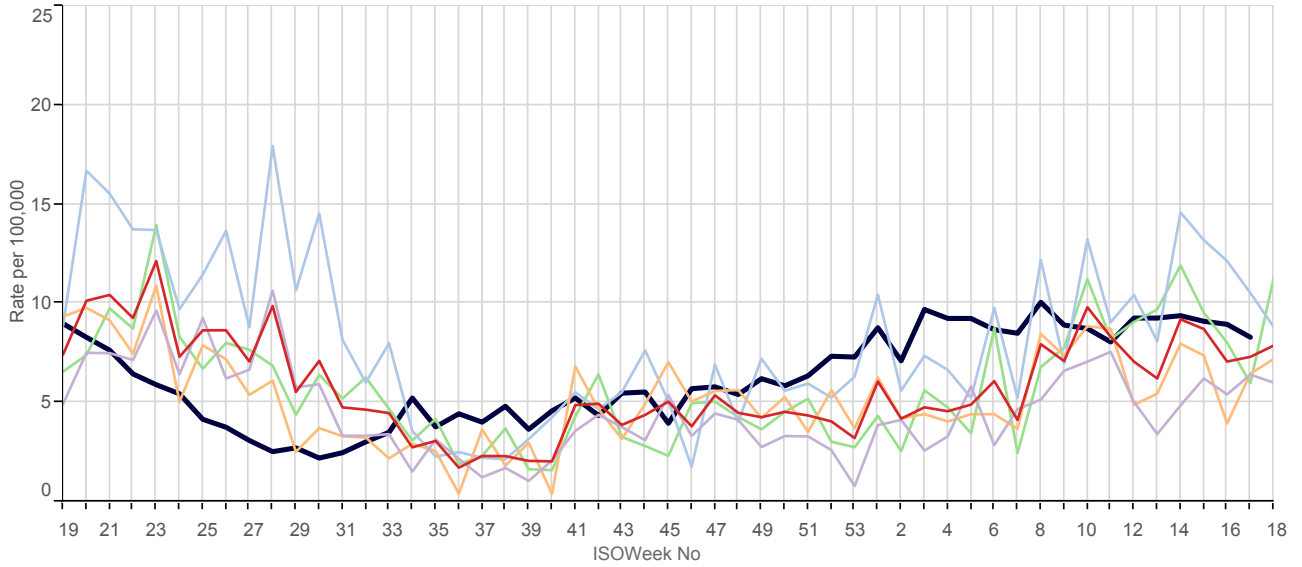
5. Skin Contagions

■ National
 ■ North
 ■ South
 ■ London
 ■ Midlands And East
 ■ 5yr Avg

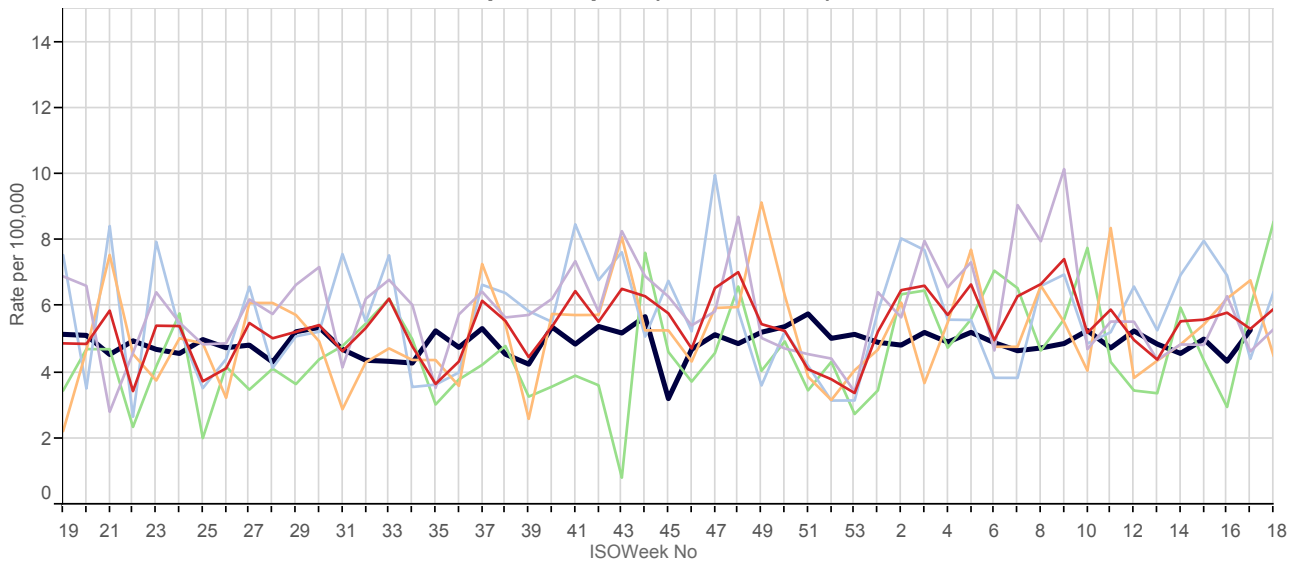
Bullous Dermatoses (ICD10 : L10 - L14)



Chickenpox (ICD10 : B01)

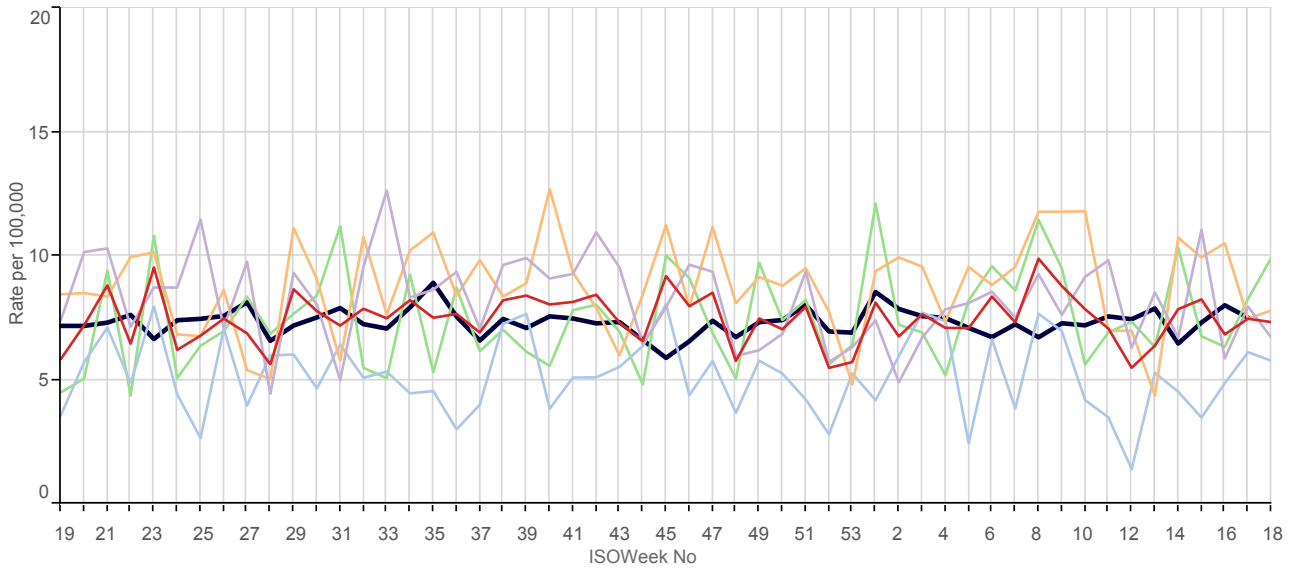


Herpes Simplex (ICD10 : B00)

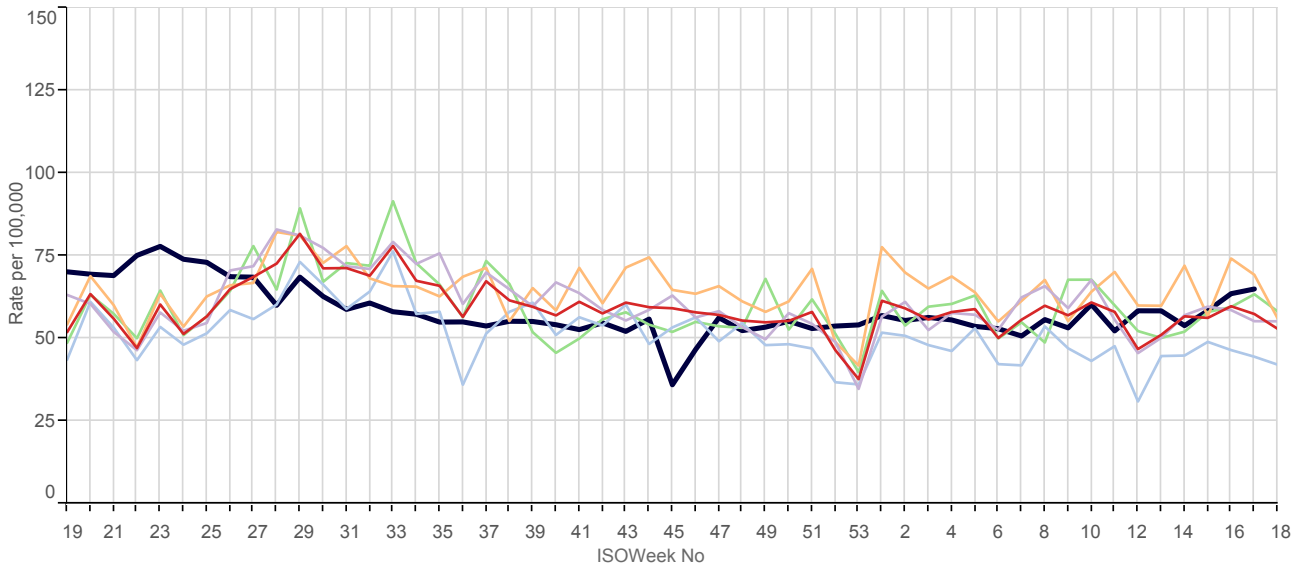


■ National
 ■ North
 ■ South
 ■ London
 ■ Midlands And East
 ■ 5yr Avg

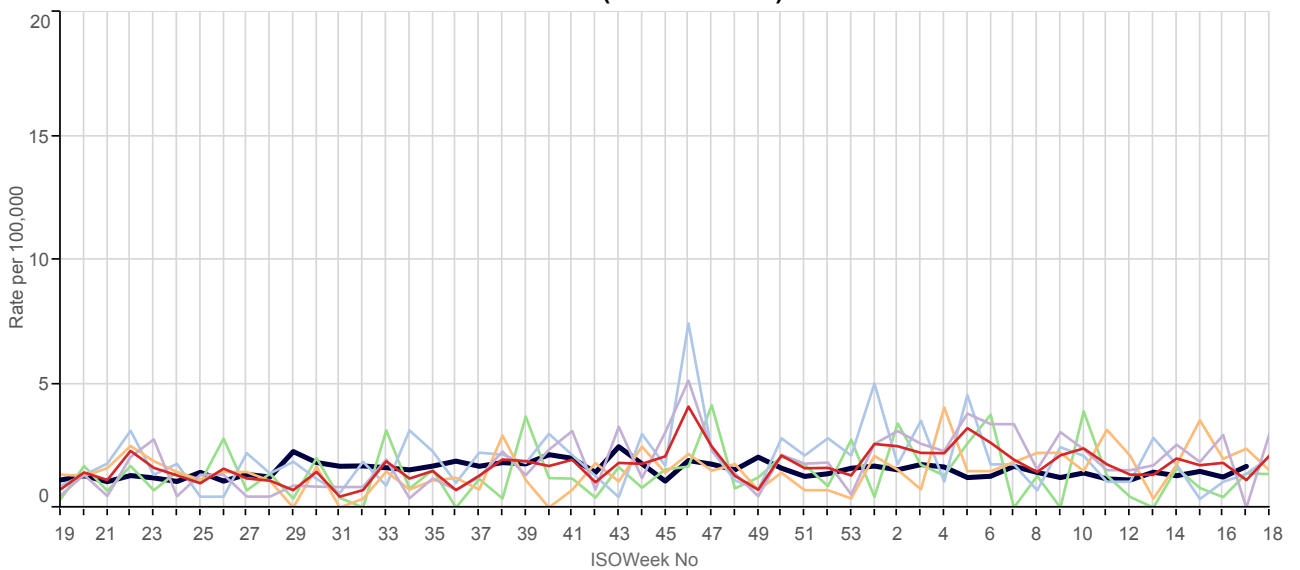
Herpes Zoster (ICD10 : B02)



Skin / subcutaneous infections (ICD10 : L00 - L08)

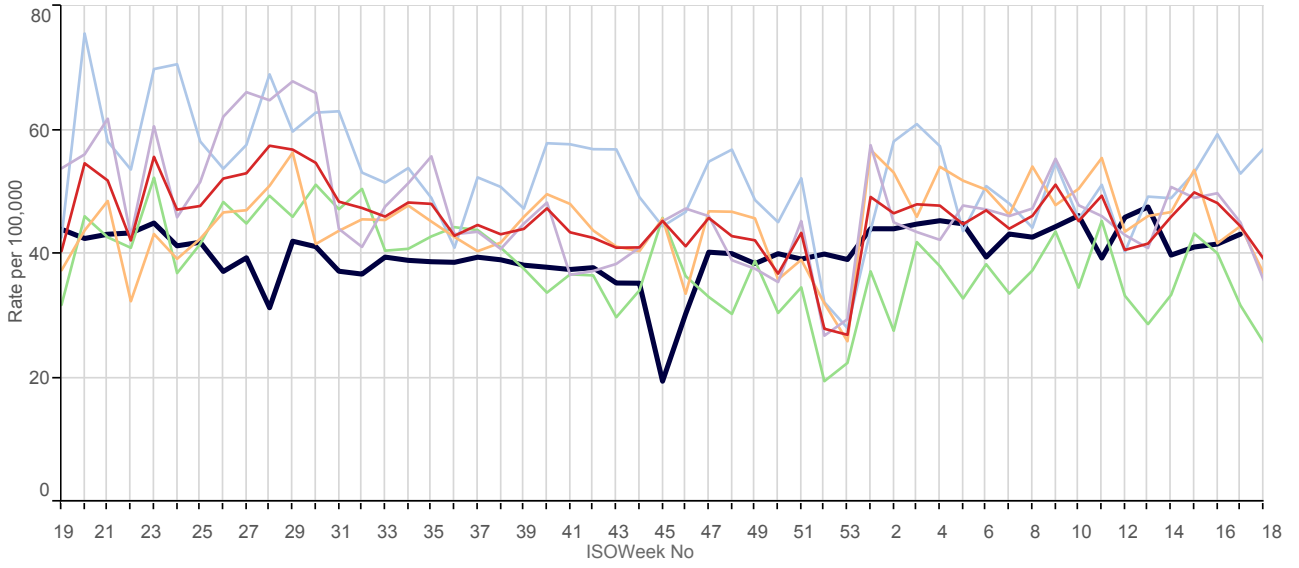


Scabies (ICD10 : B86)

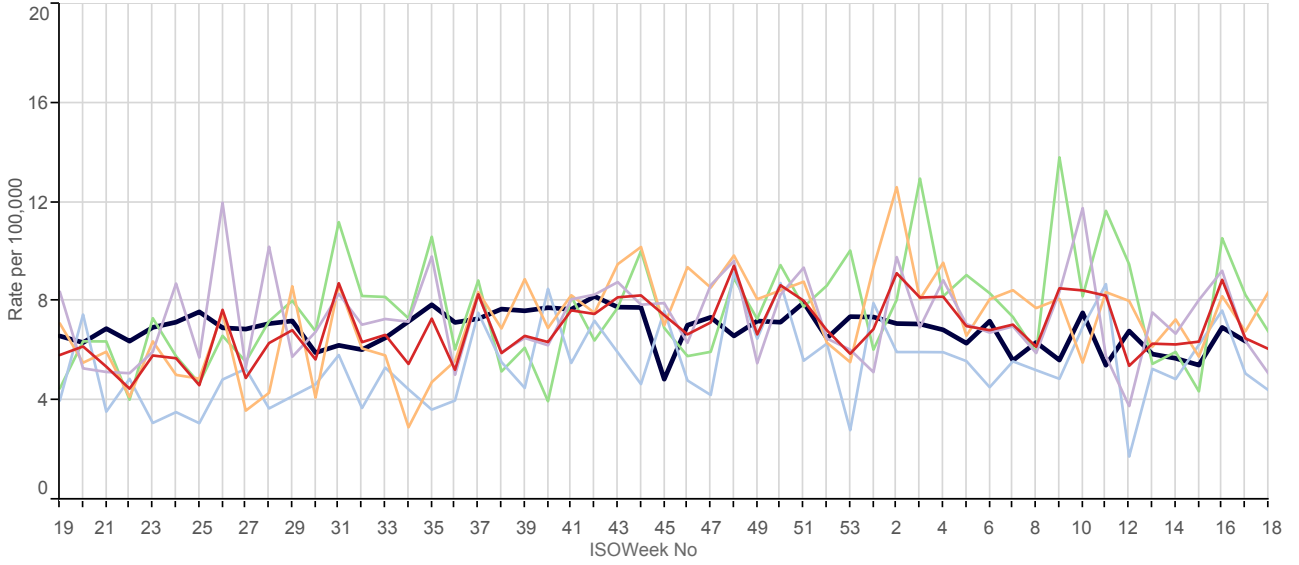


■ National
 ■ North
 ■ South
 ■ London
 ■ Midlands And East
 ■ 5yr Avg

Skin symptoms (ICD10 : R20 - R23)



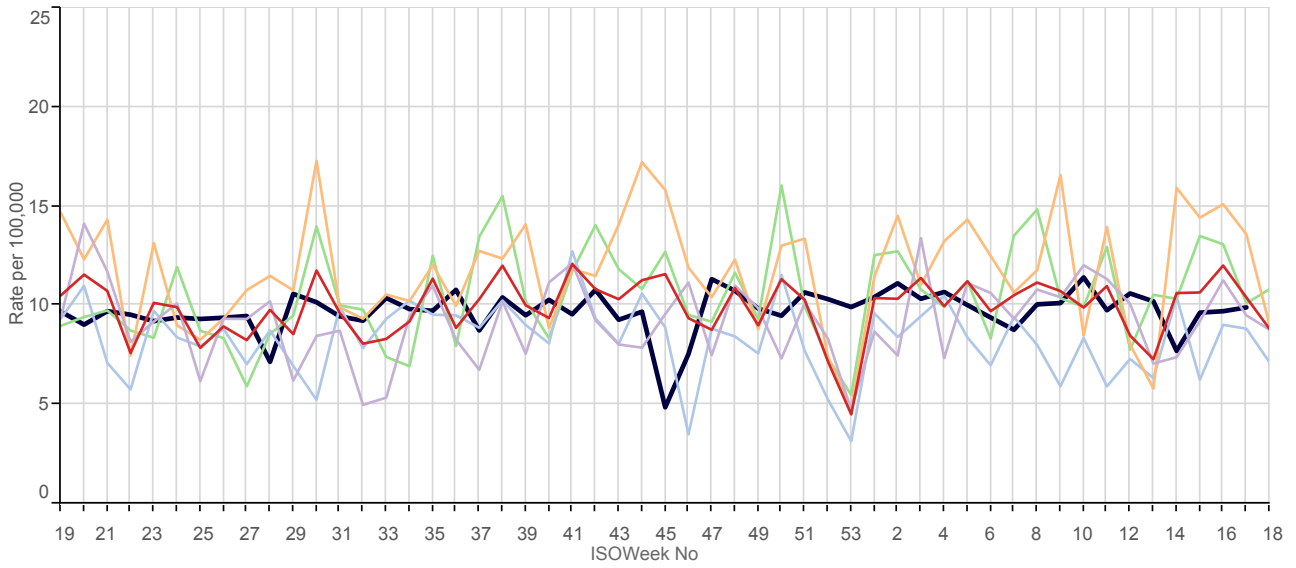
Impetigo (ICD10 - L01)



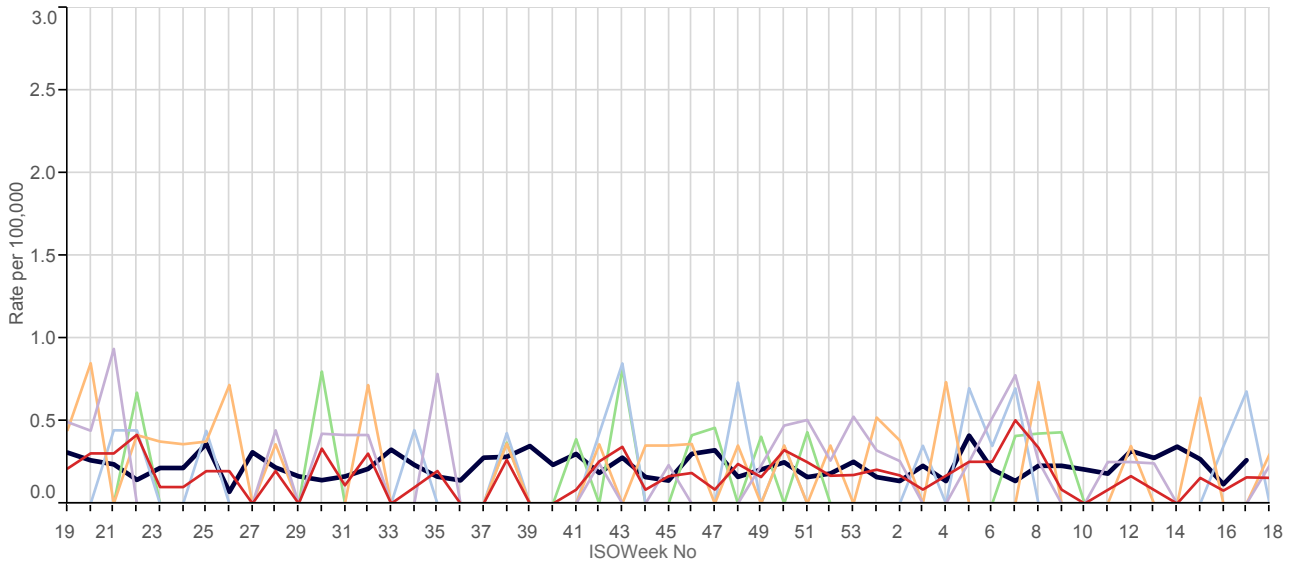
6. Disorders Affecting the Nervous System

■ National
 ■ North
 ■ South
 ■ London
 ■ Midlands And East
 ■ 5yr Avg

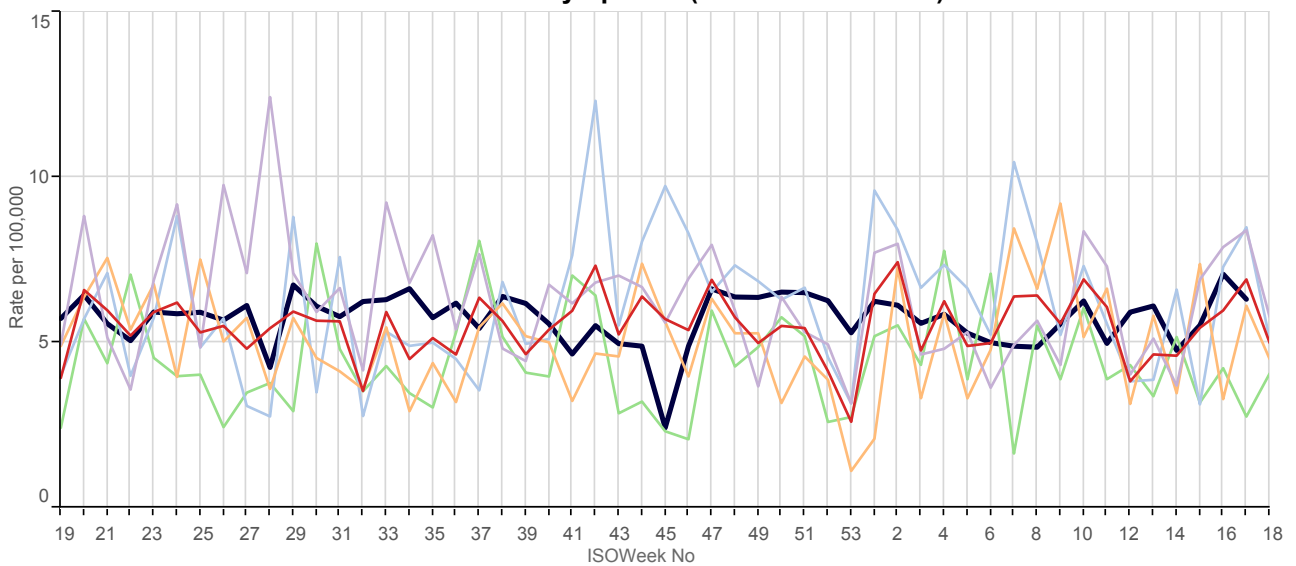
Peripheral Neuropathy (ICD10 : G50 - G64; G70 - G72)



Meningitis and Encephalitis (ICD10 : A170 - A171; A 390; A83 - A85; A87; G00 - G05)



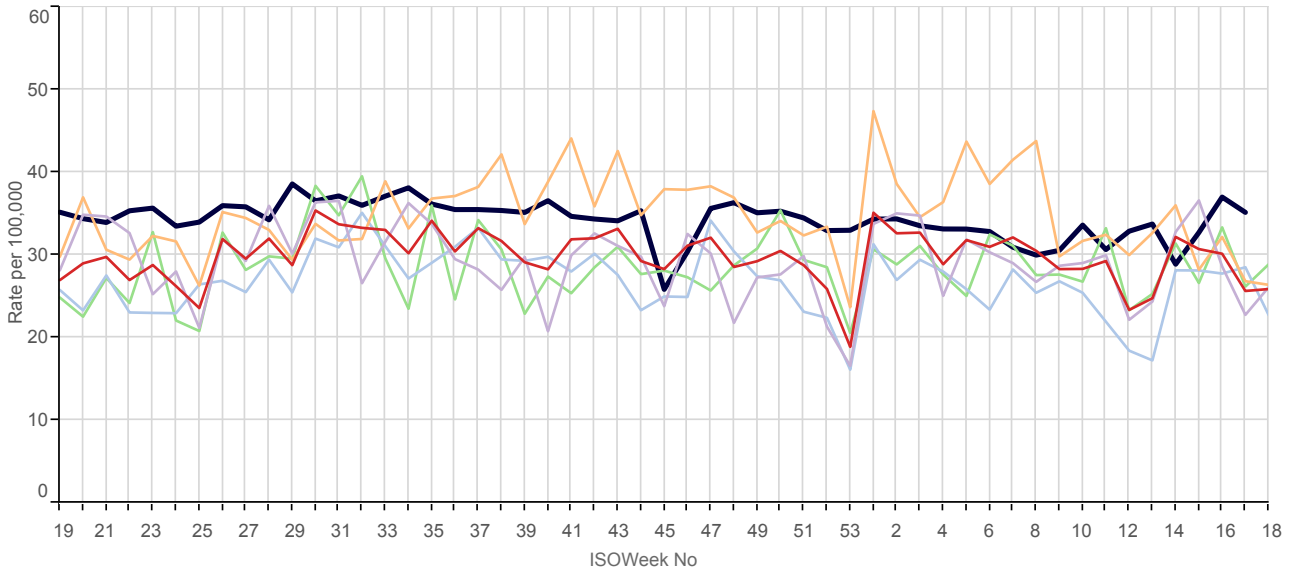
Musculoskeletal symptoms (ICD10 : R25 - R29)



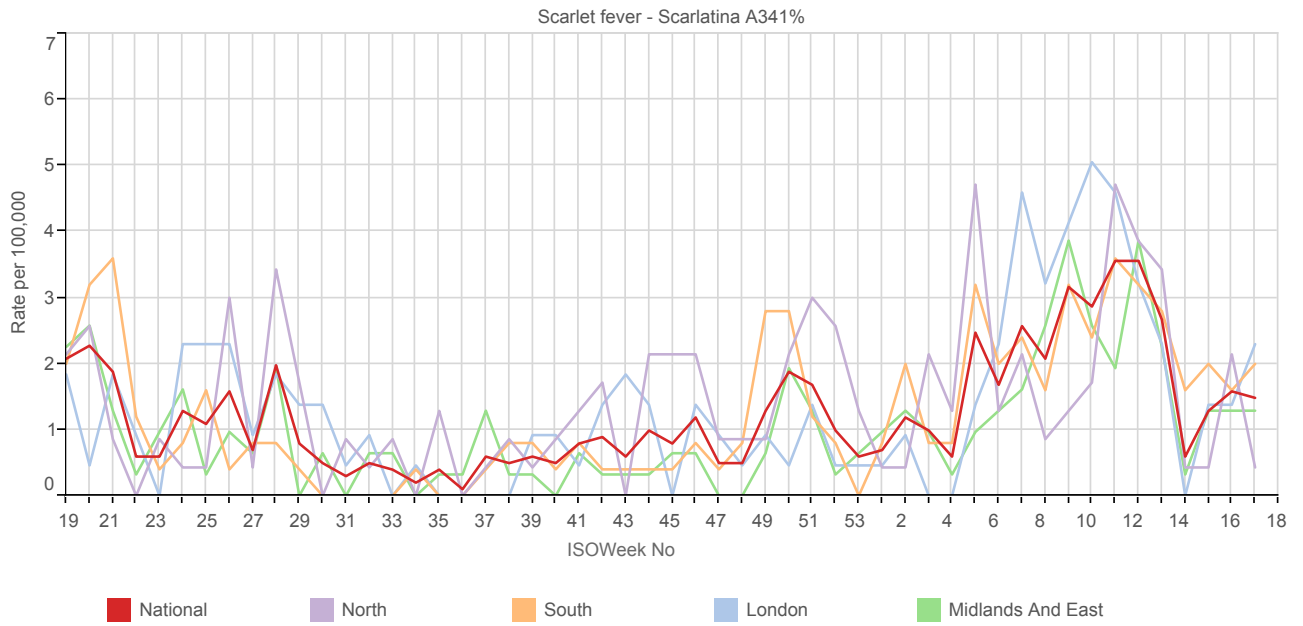
7. Genitourinary System Disorders

National North South London Midlands And East 5yr Avg

Urinary Tract Infections (ICD10 : N30; N390)



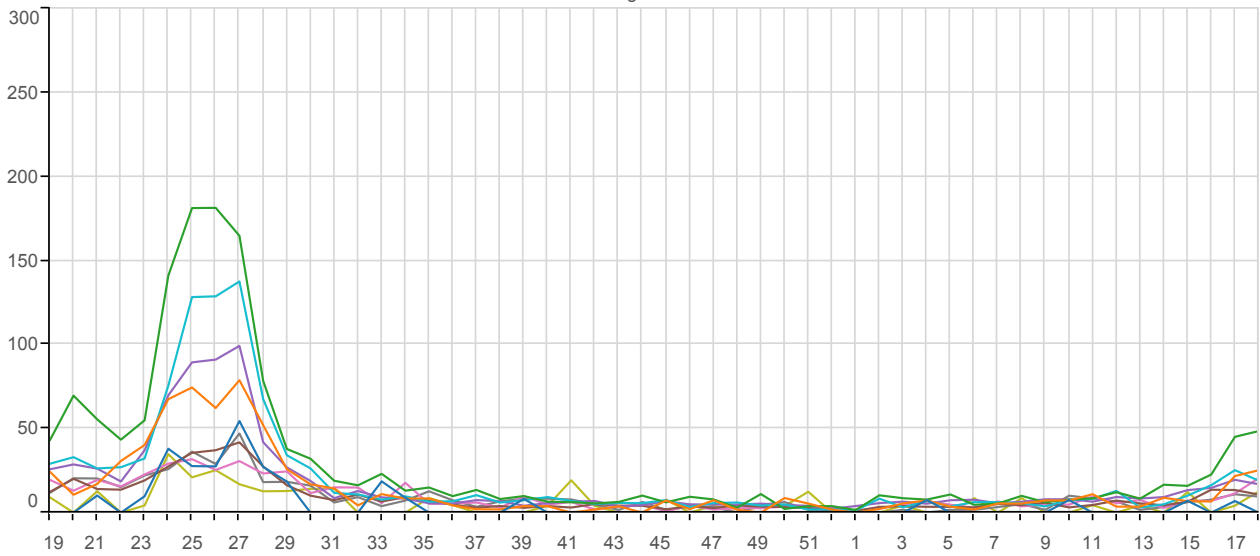
Incidence of Scarlatina



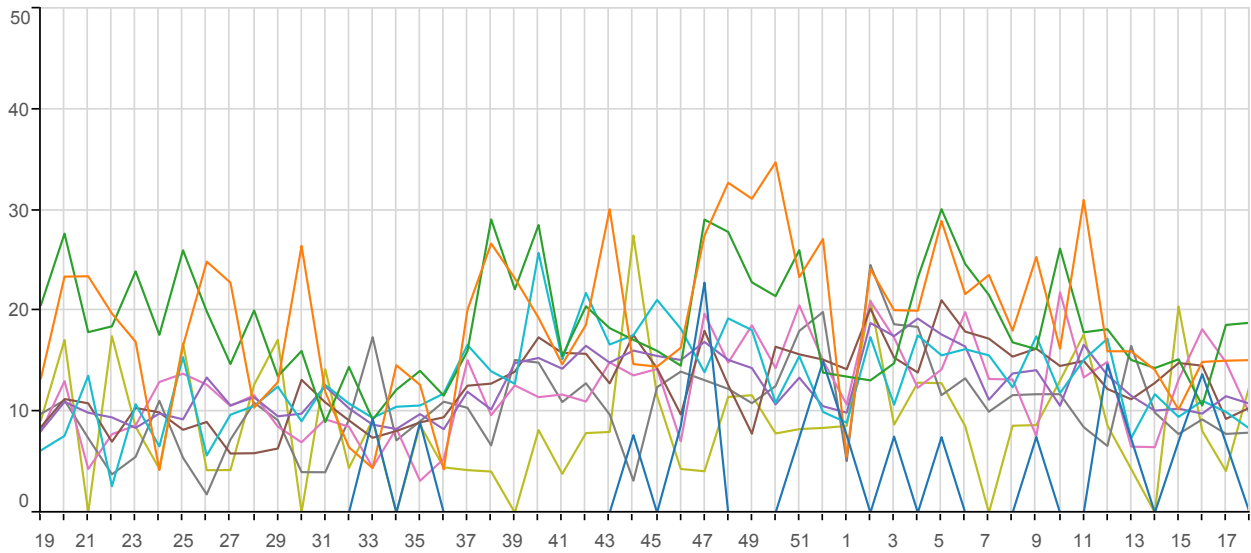
Weekly disease incidence by age group



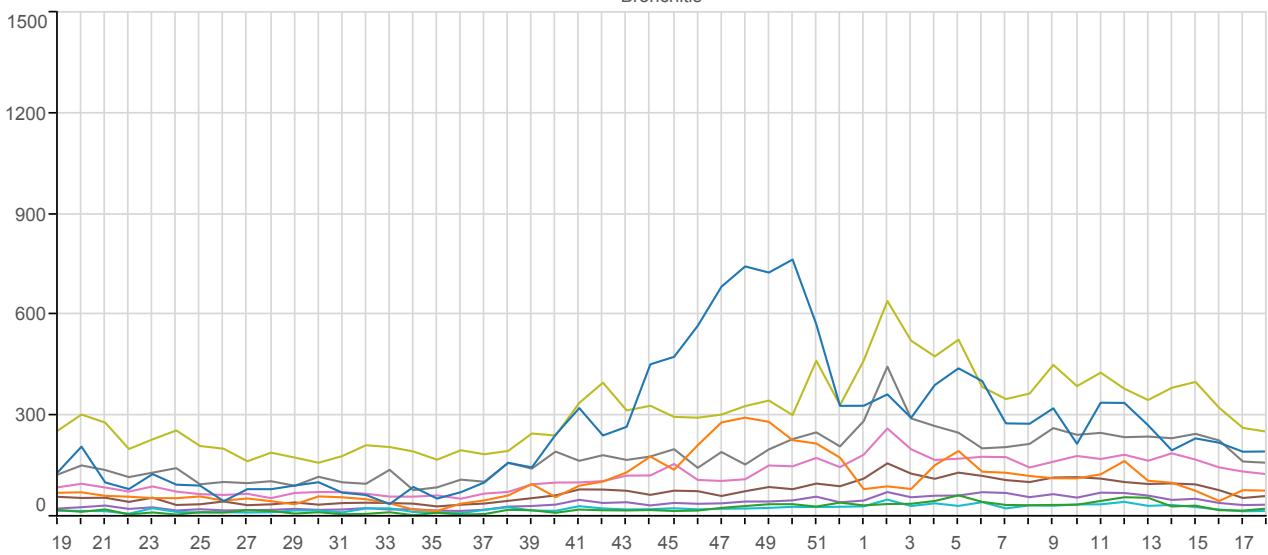
Allergic Rhinitis



Asthma

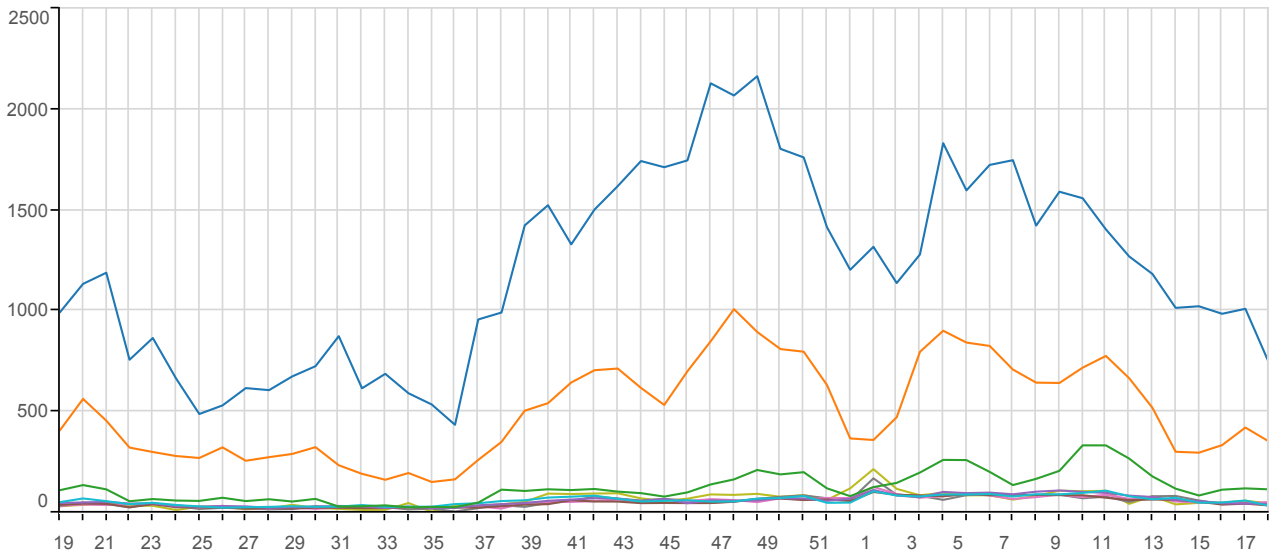


Bronchitis

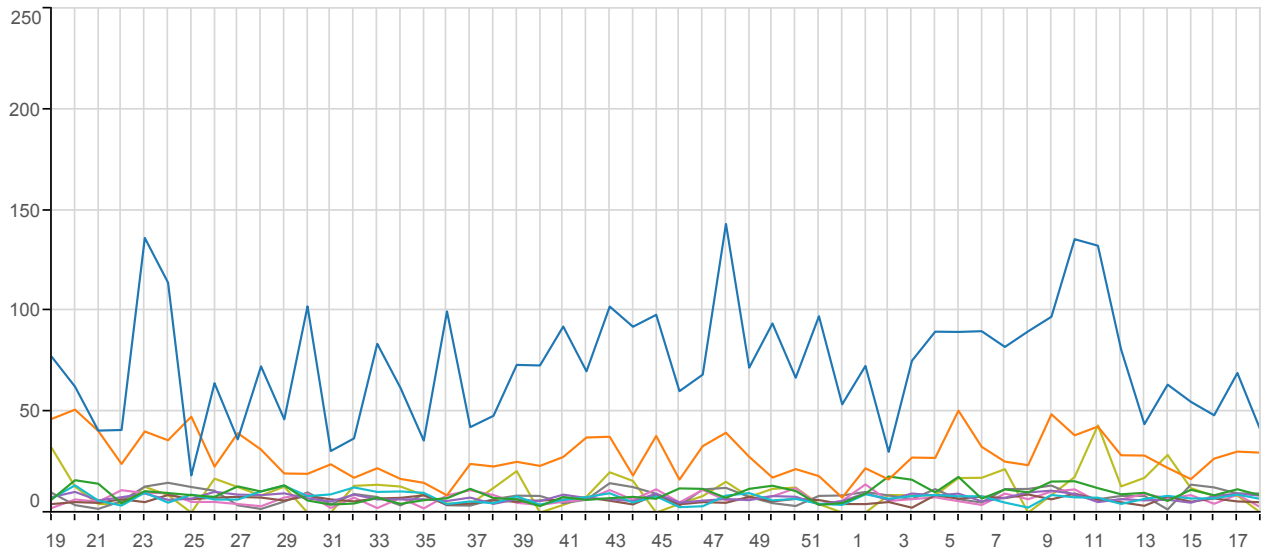




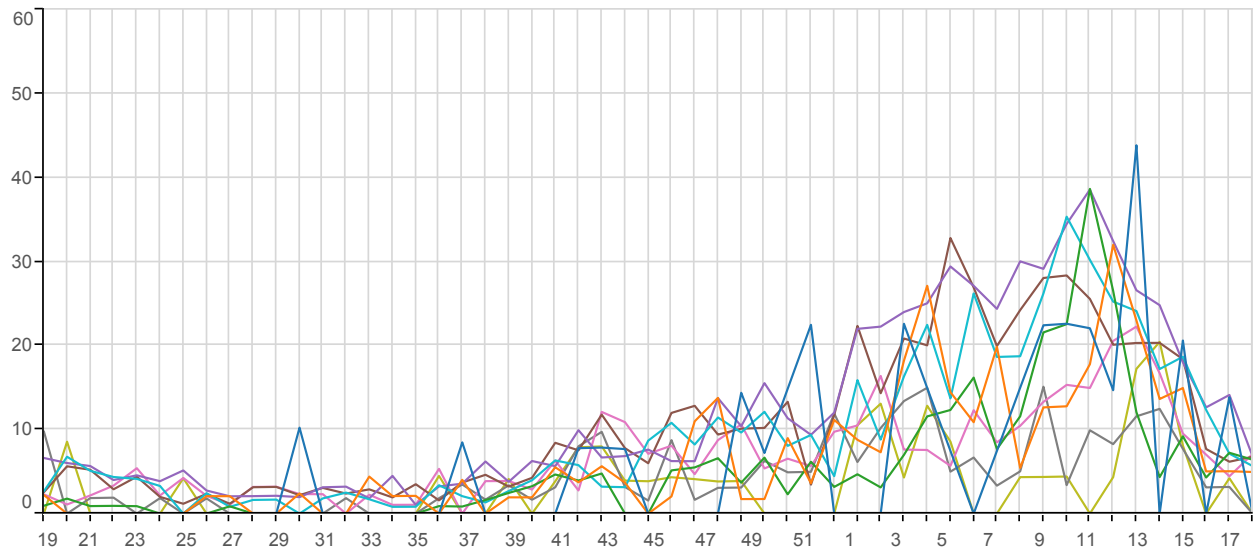
Common Cold

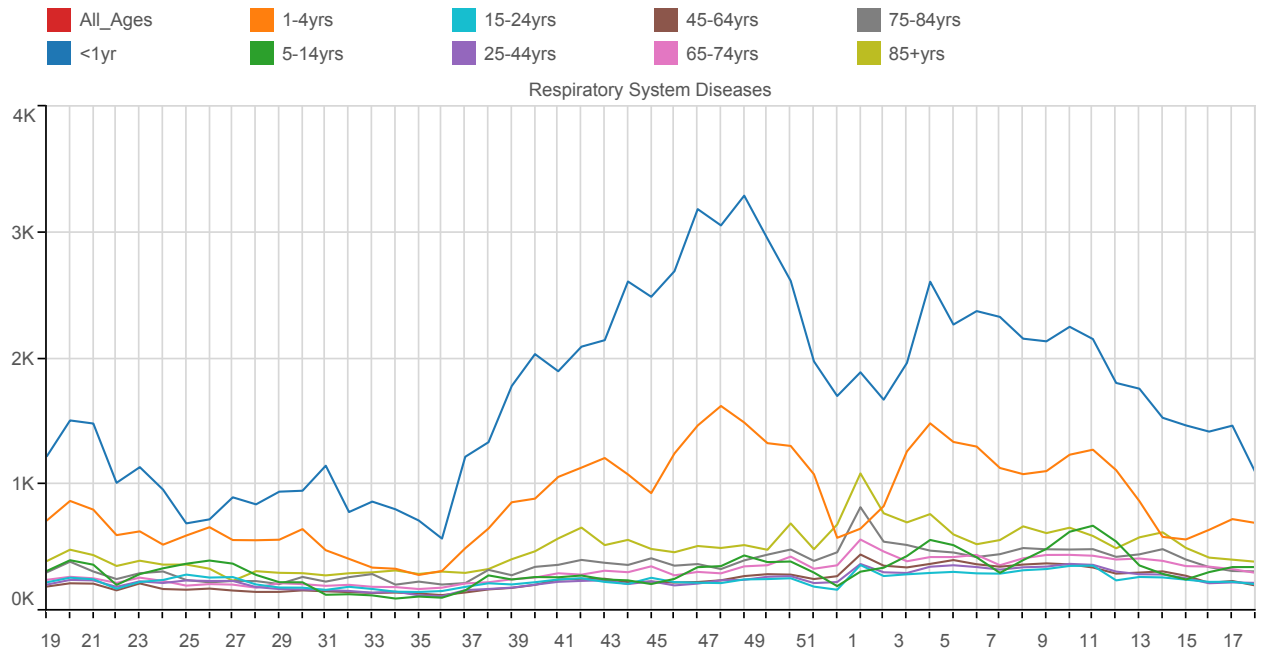


Intestinal Infectious Diseases



Influenza-like illness

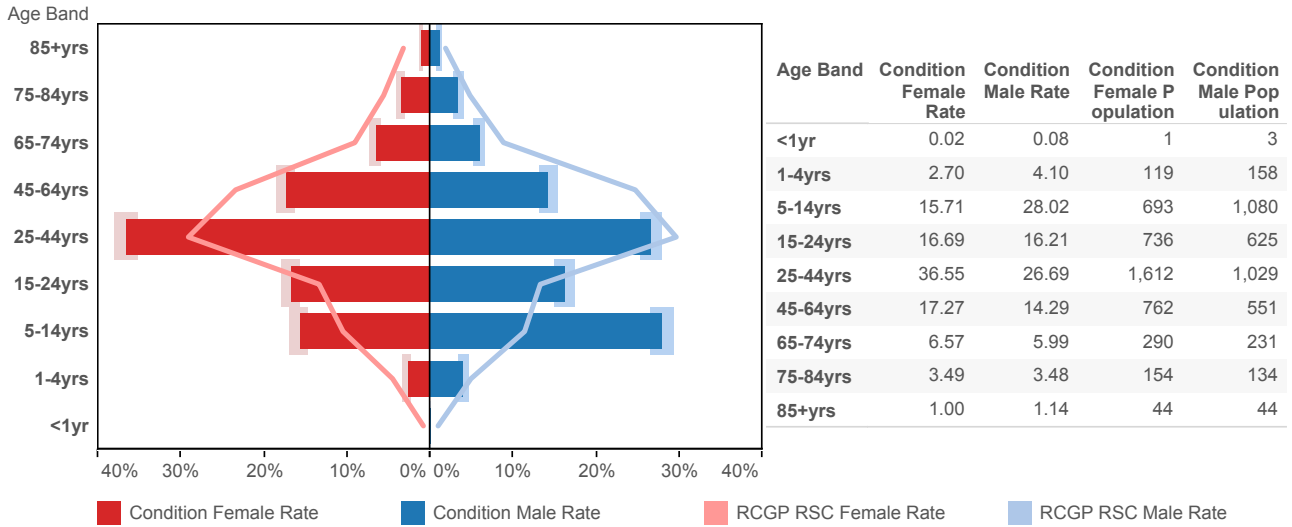




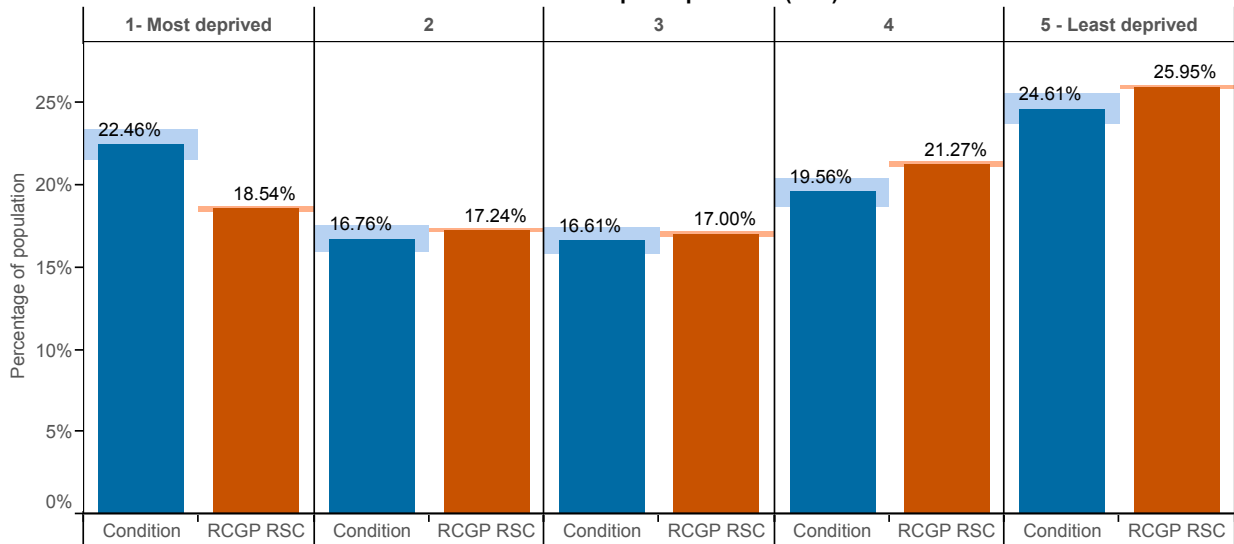
14. Appendix B: Demographic distribution by condition

Hayfever/Allergic Rhinitis (ICD10: J30)

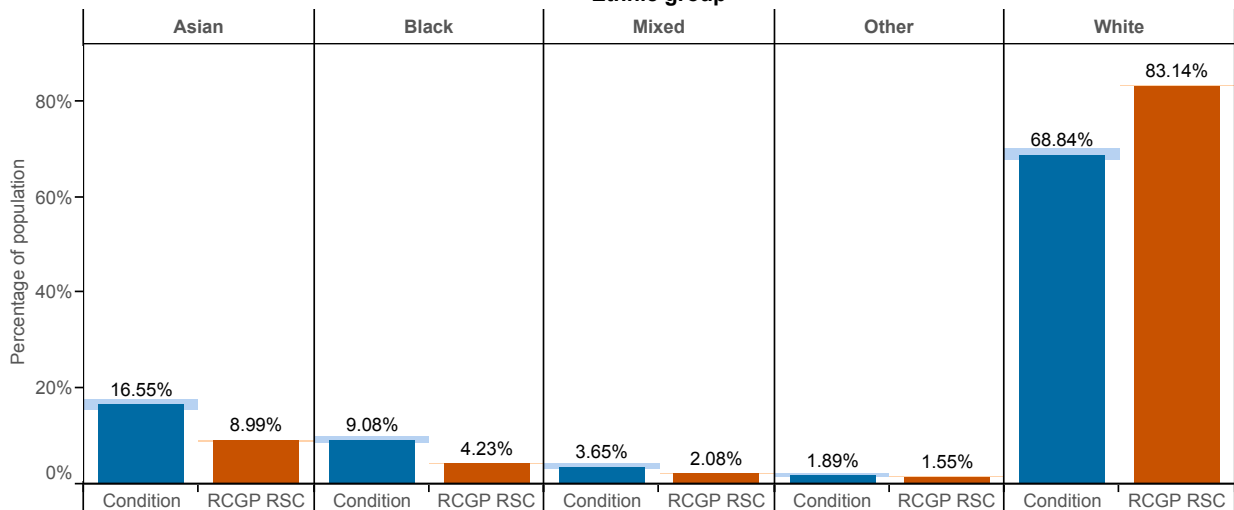
Age-sex profile



Index of Multiple Deprivation (IMD)

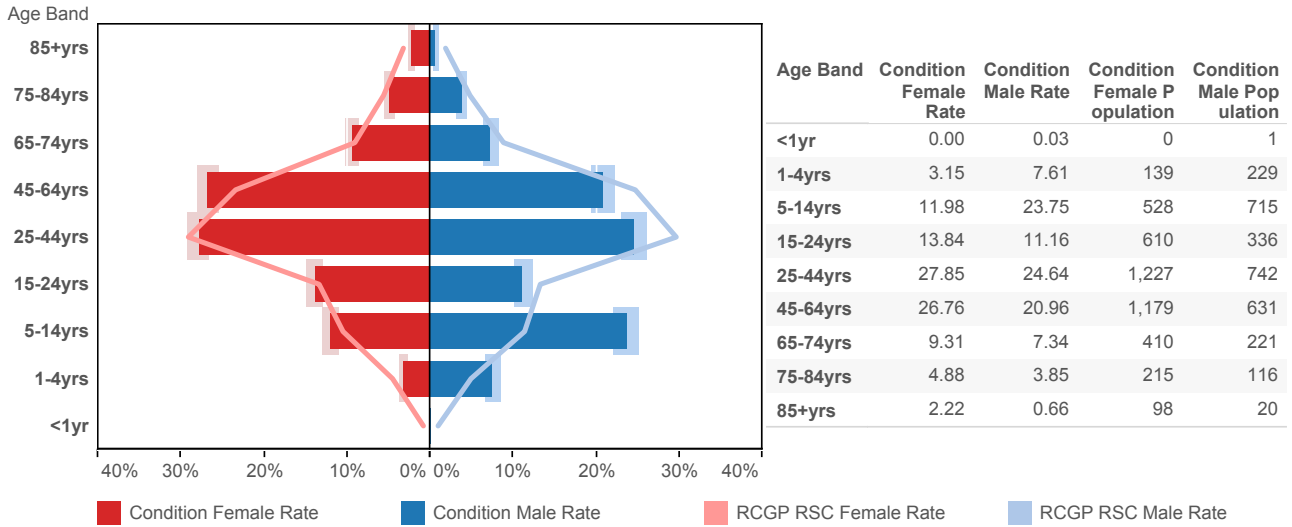


Ethnic group

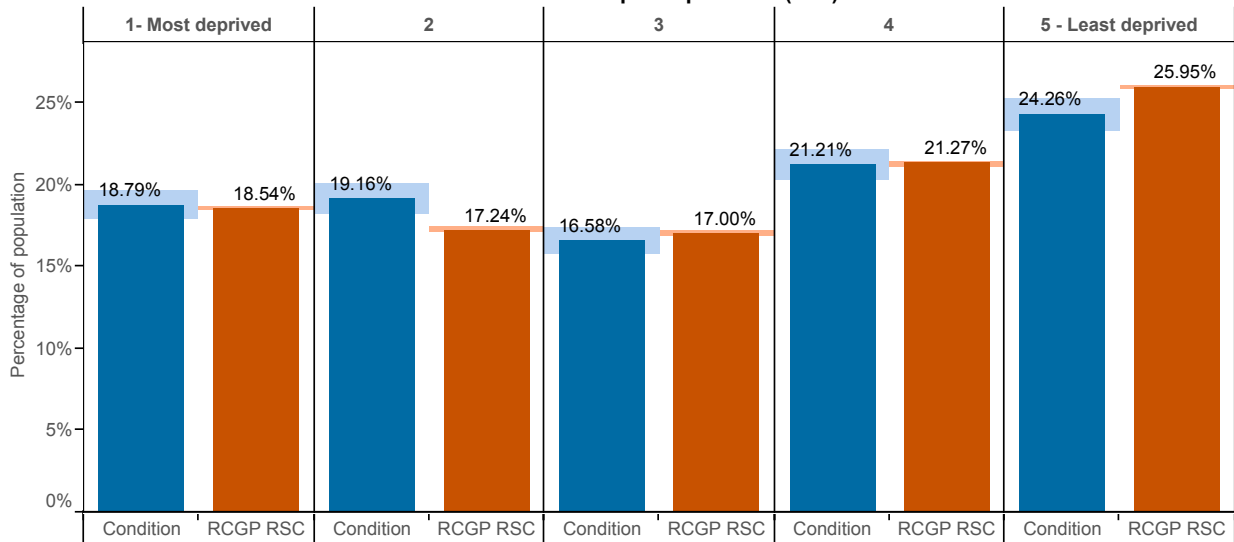


Asthma (ICD10 : J45 - J46)

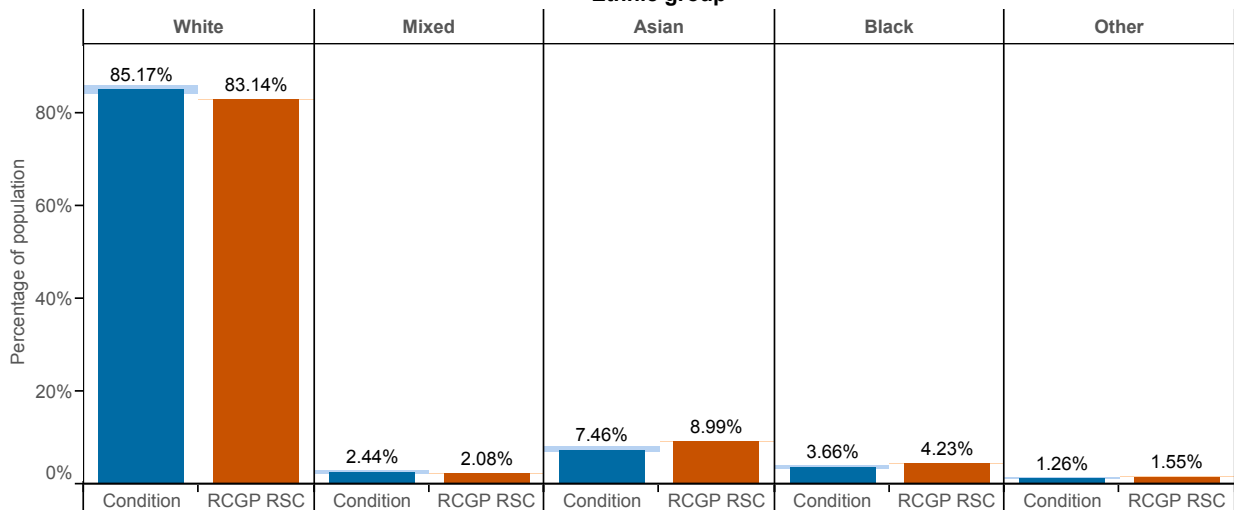
Age-sex profile



Index of Multiple Deprivation (IMD)

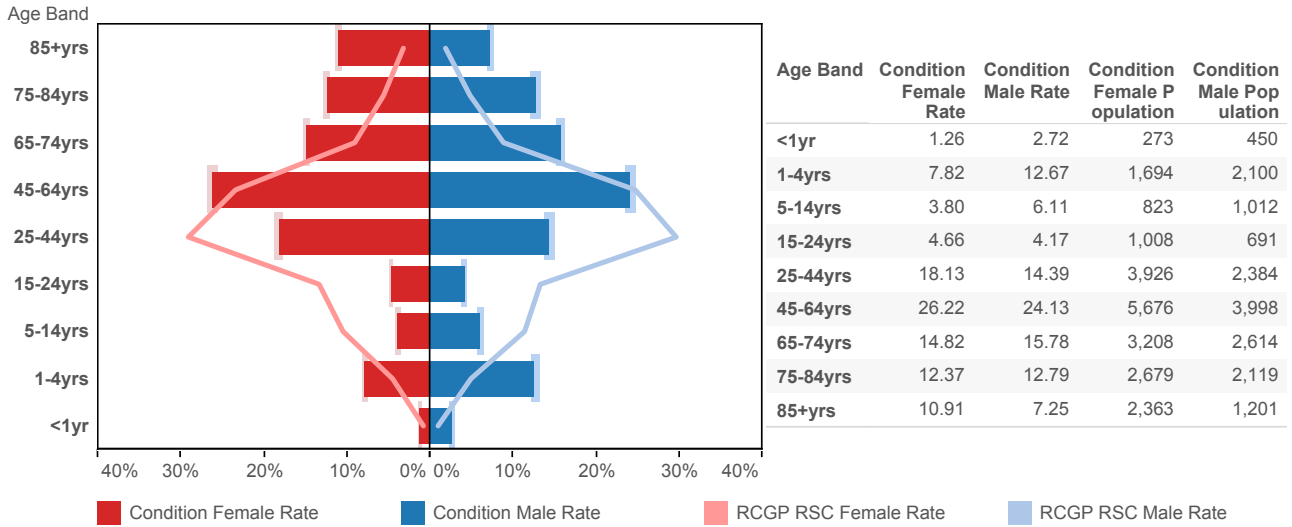


Ethnic group

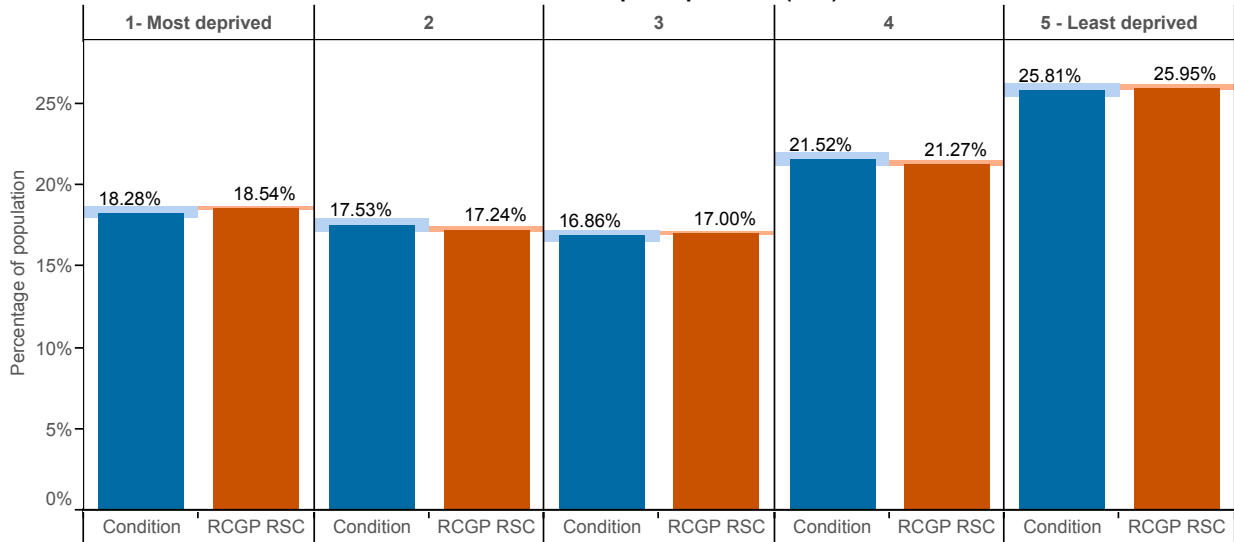


Bronchitis (ICD10: J20-J21,J40)

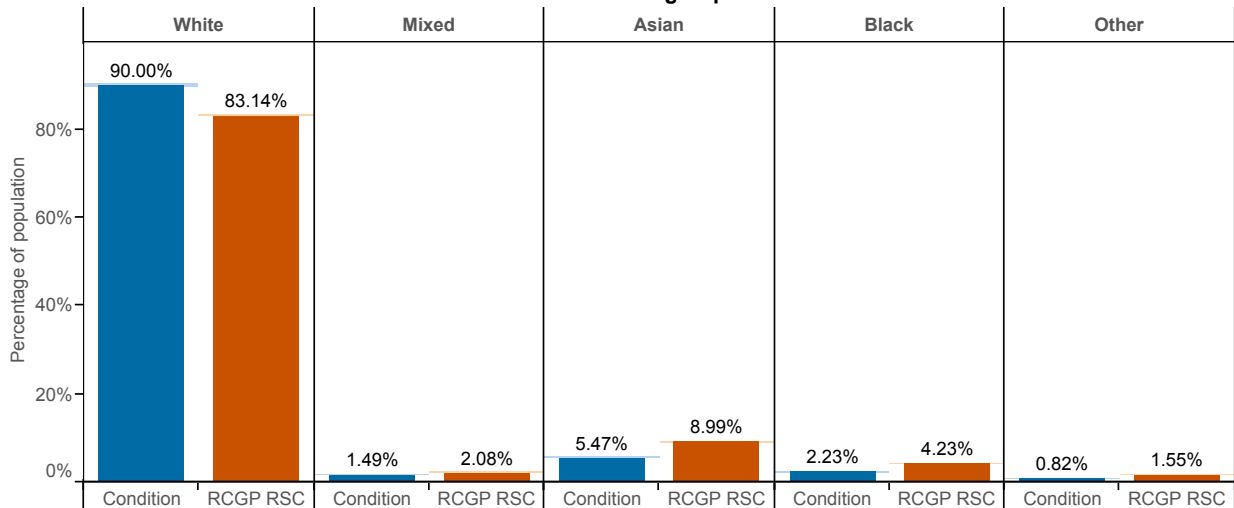
Age-sex profile



Index of Multiple Deprivation (IMD)

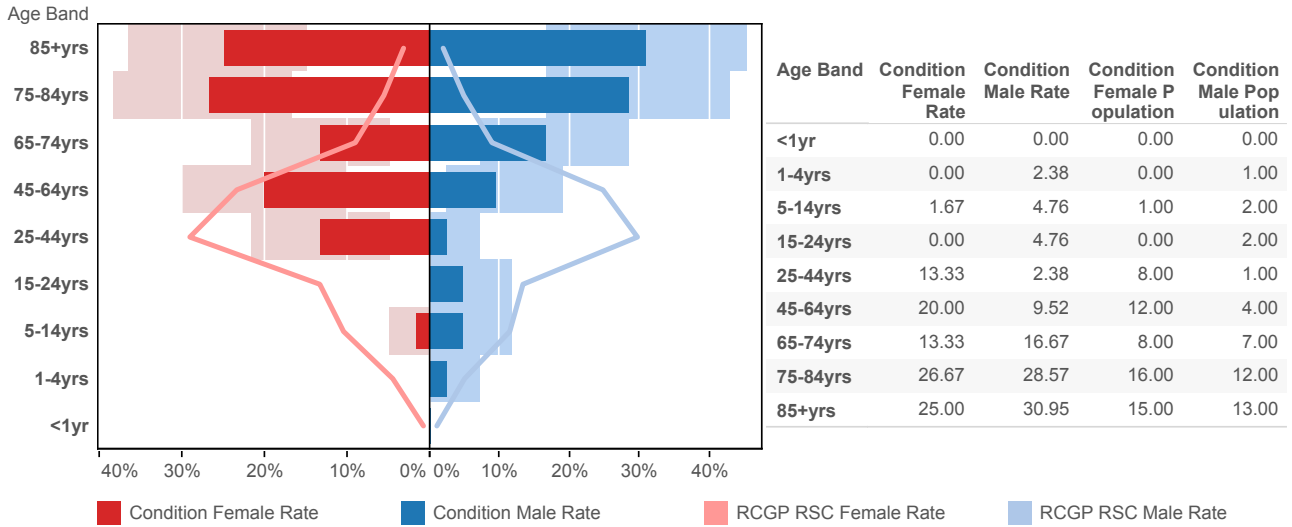


Ethnic group

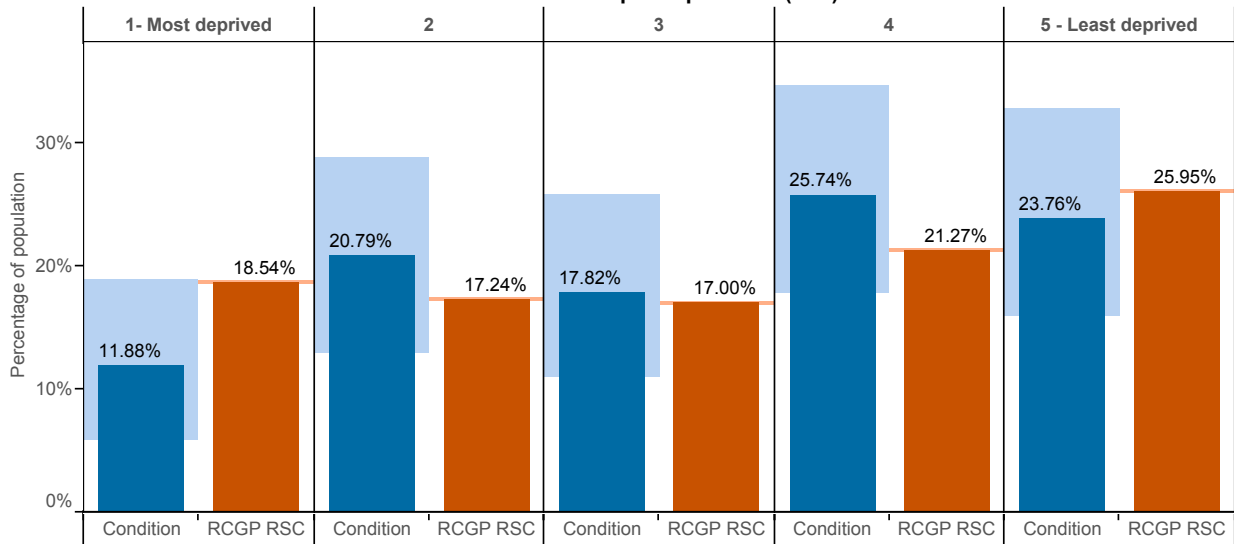


Bullous Dermatoses (ICD10 : L10 - L14)

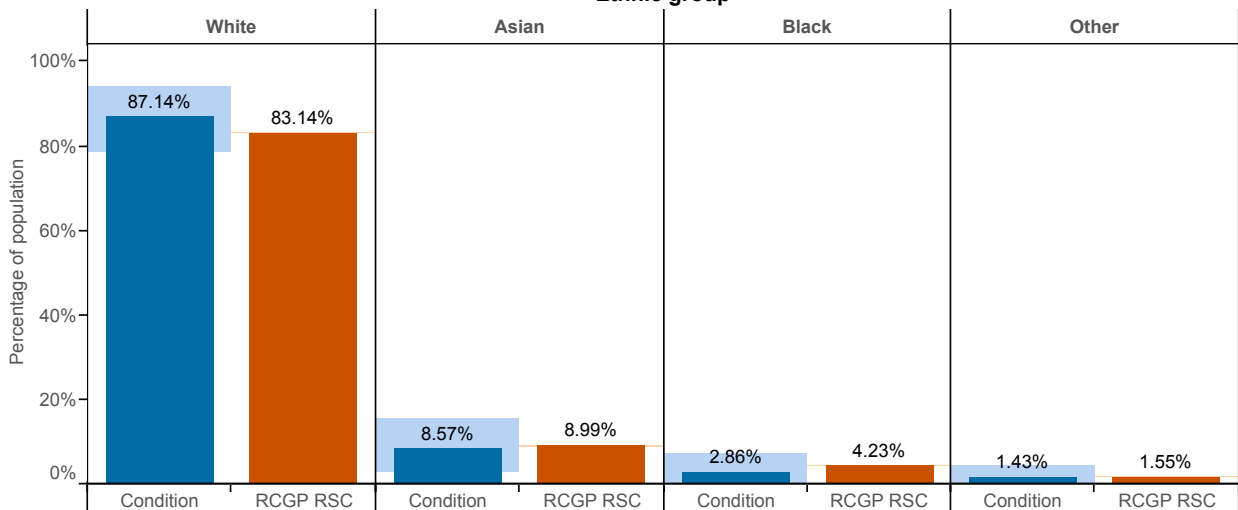
Age-sex profile



Index of Multiple Deprivation (IMD)

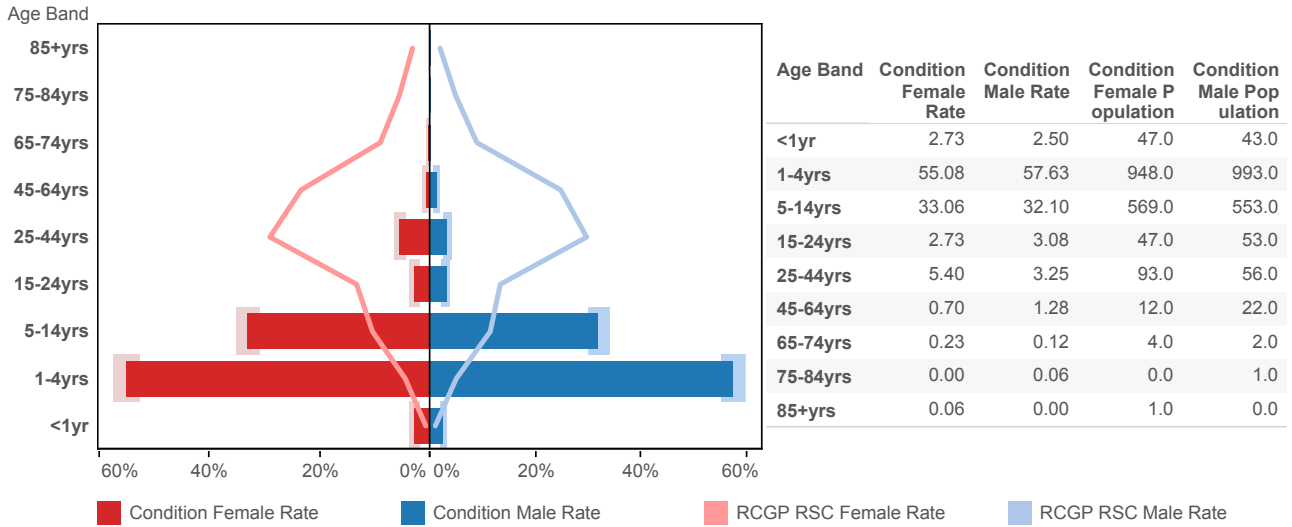


Ethnic group

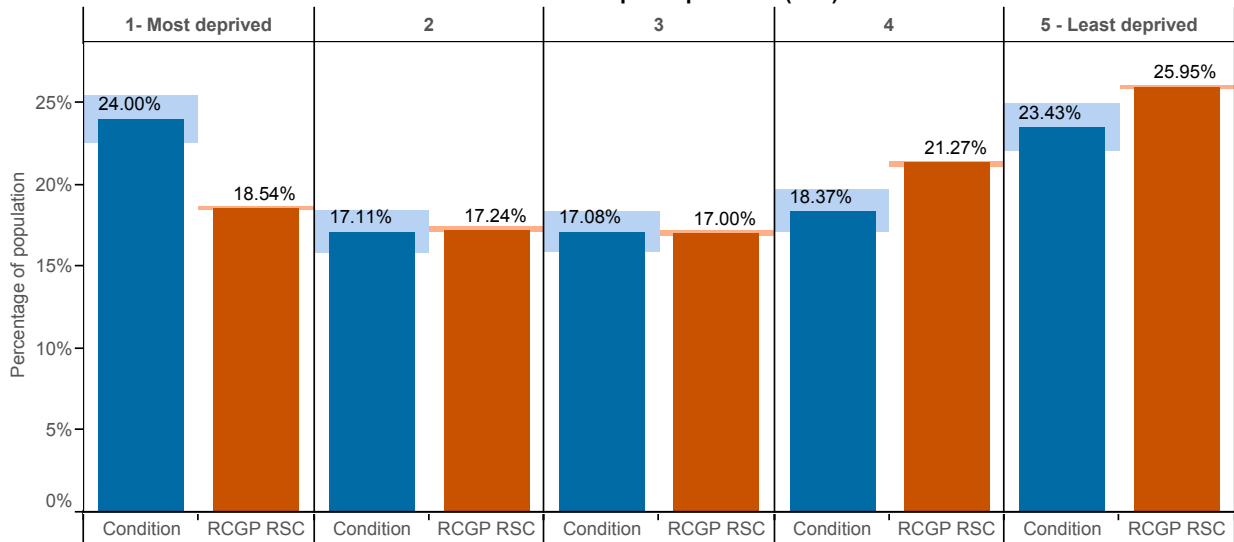


Chickenpox (ICD10 : B01)

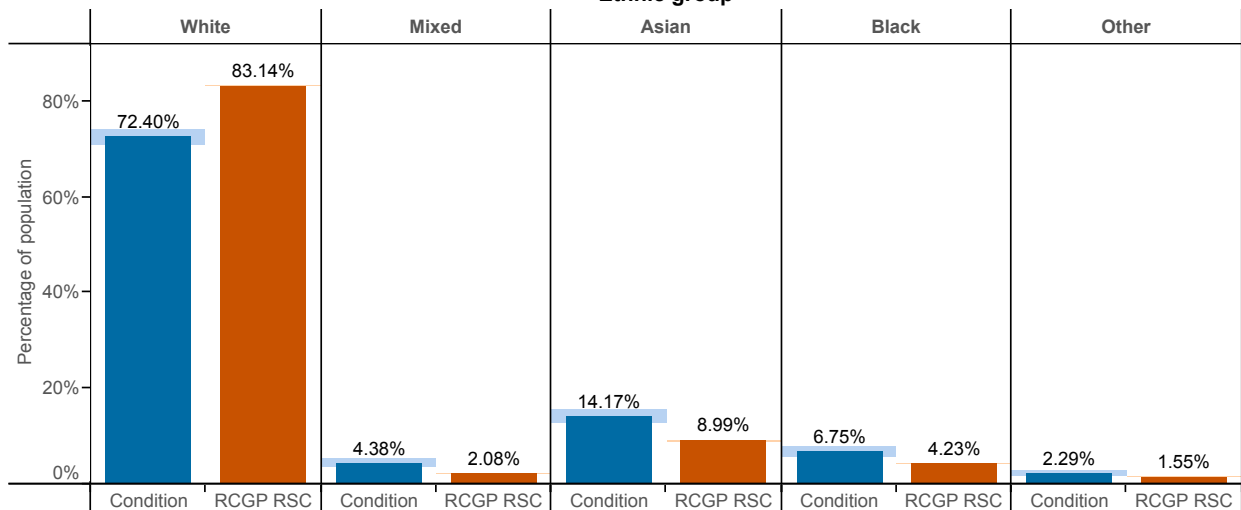
Age-sex profile



Index of Multiple Deprivation (IMD)

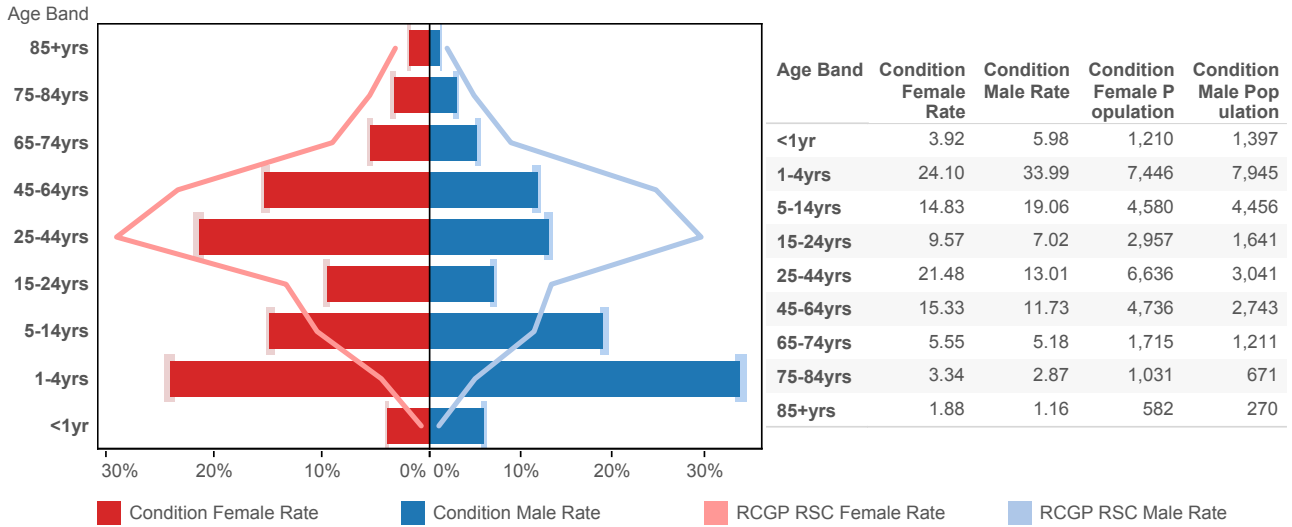


Ethnic group

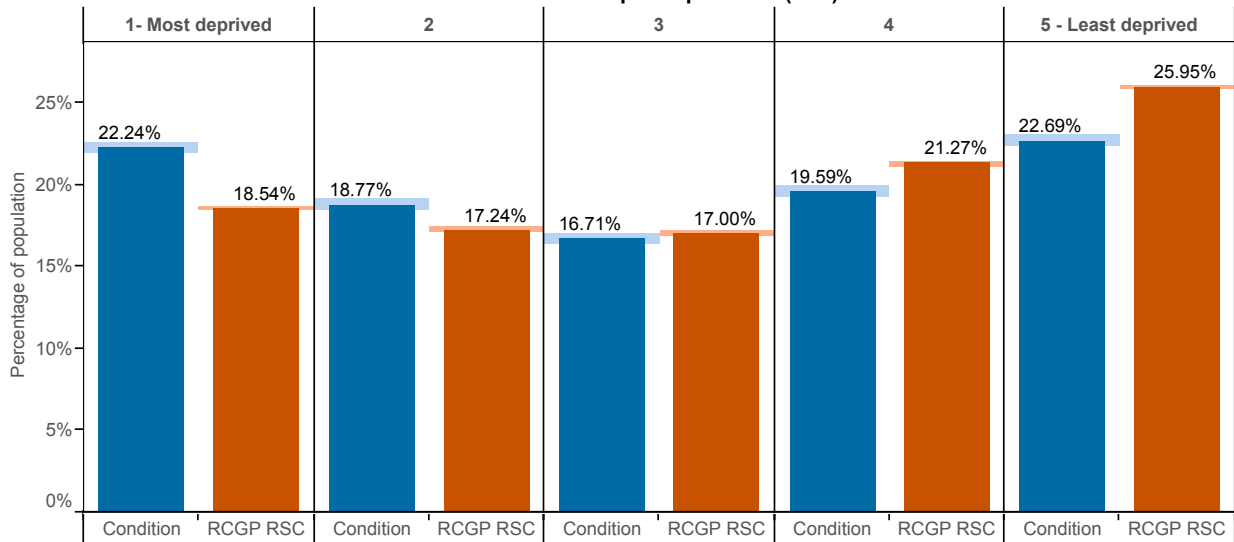


Common Cold (ICD10 : R05 - R07; R09)

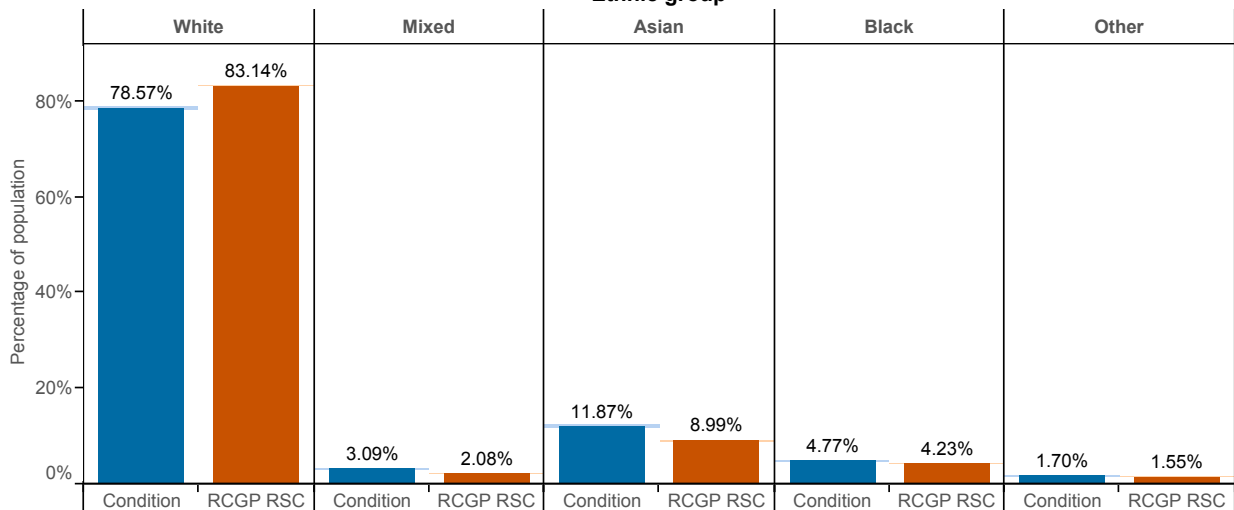
Age-sex profile



Index of Multiple Deprivation (IMD)

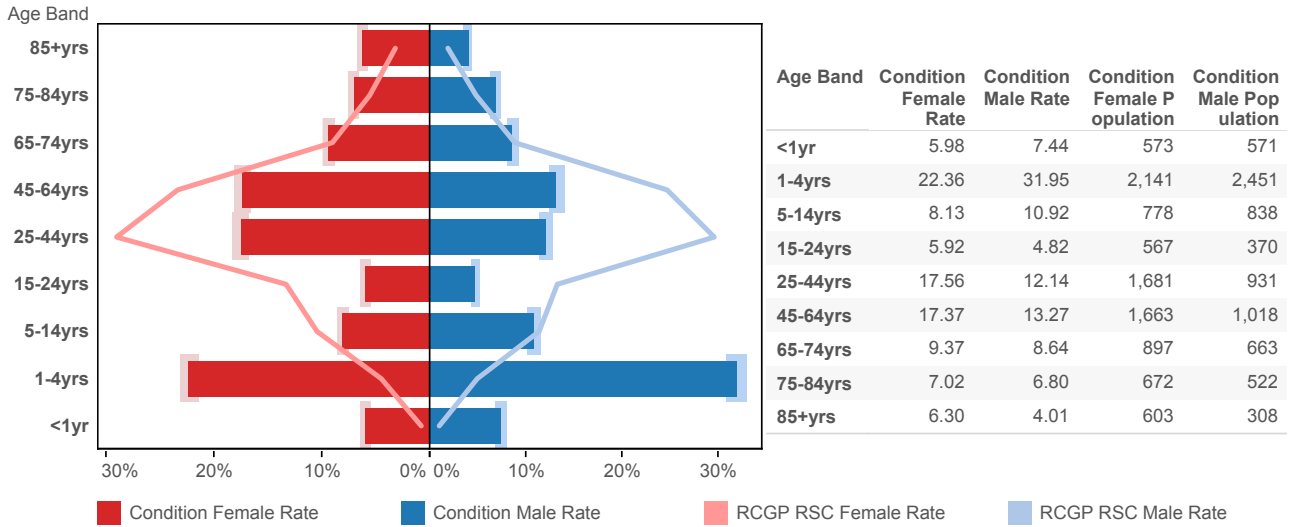


Ethnic group

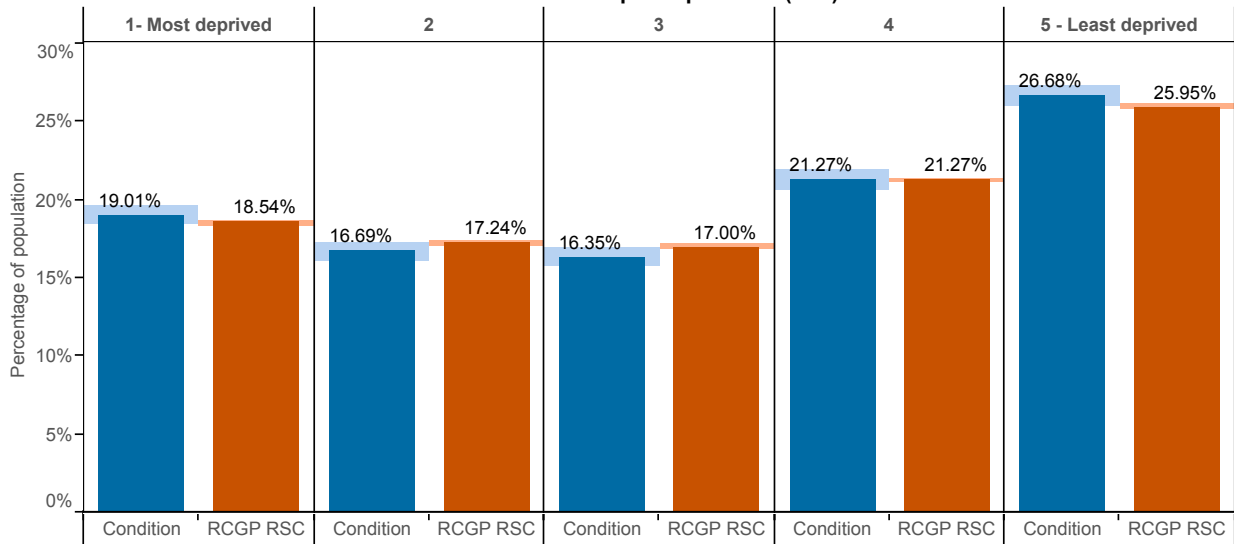


Conjunctivitis (ICD10 : H10 - H13)

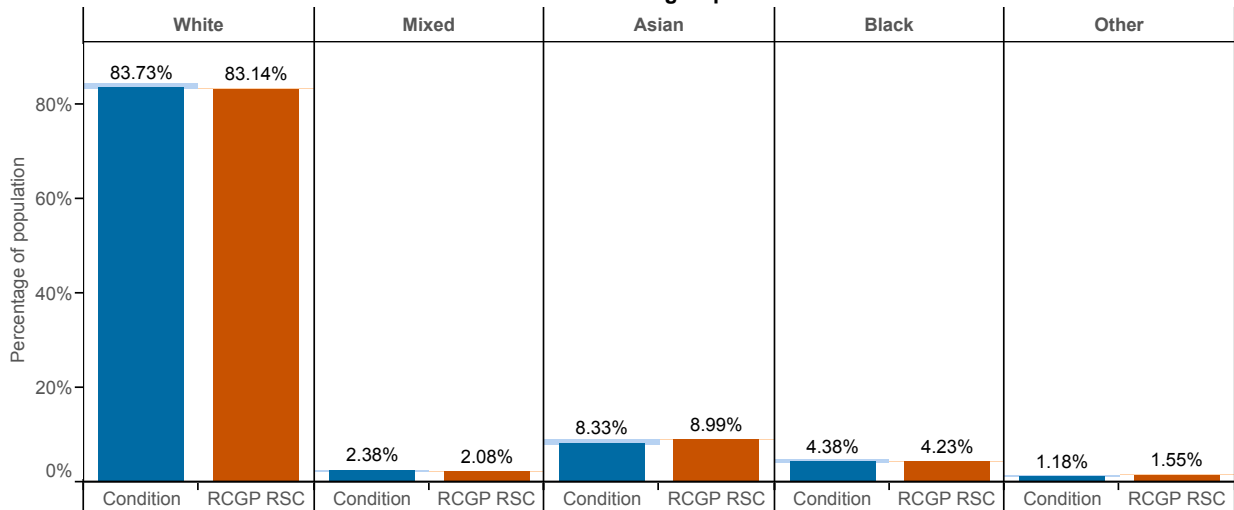
Age-sex profile



Index of Multiple Deprivation (IMD)

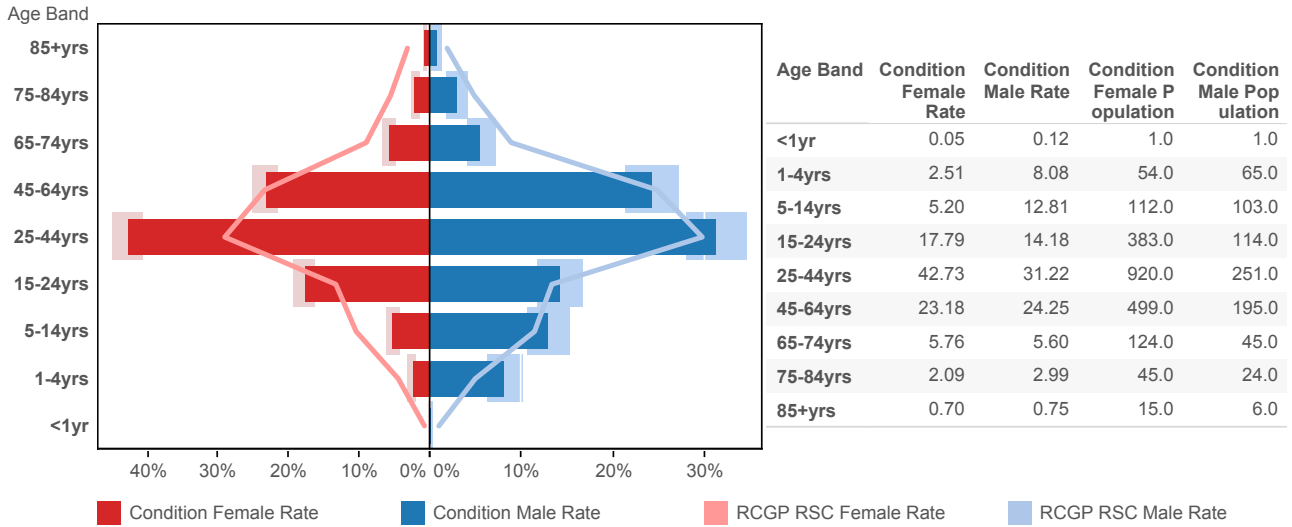


Ethnic group

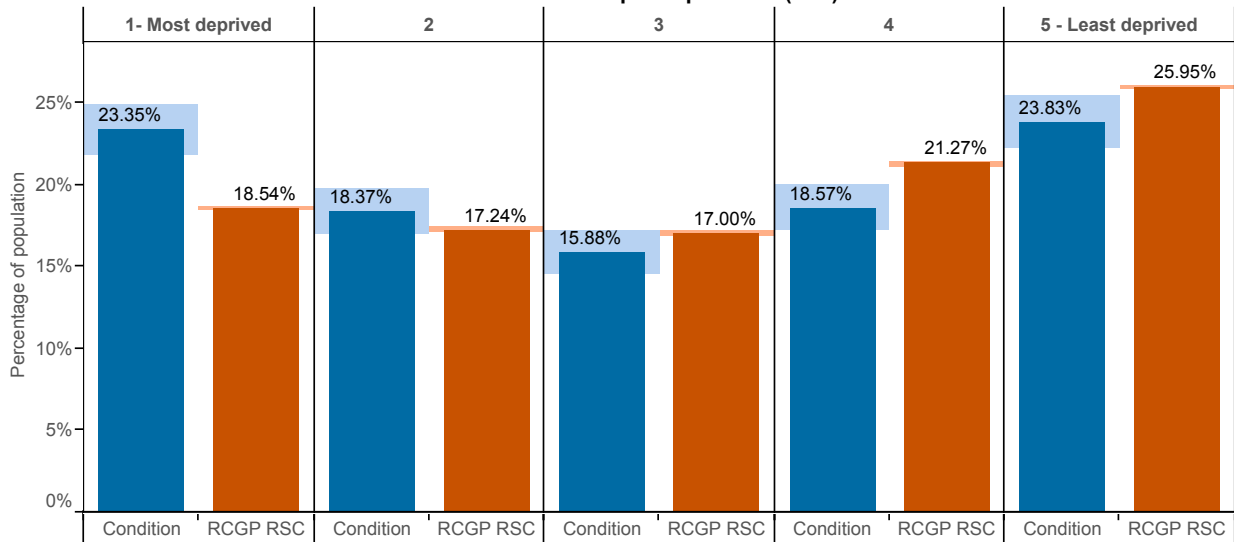


Herpes Simplex (ICD10 : B00)

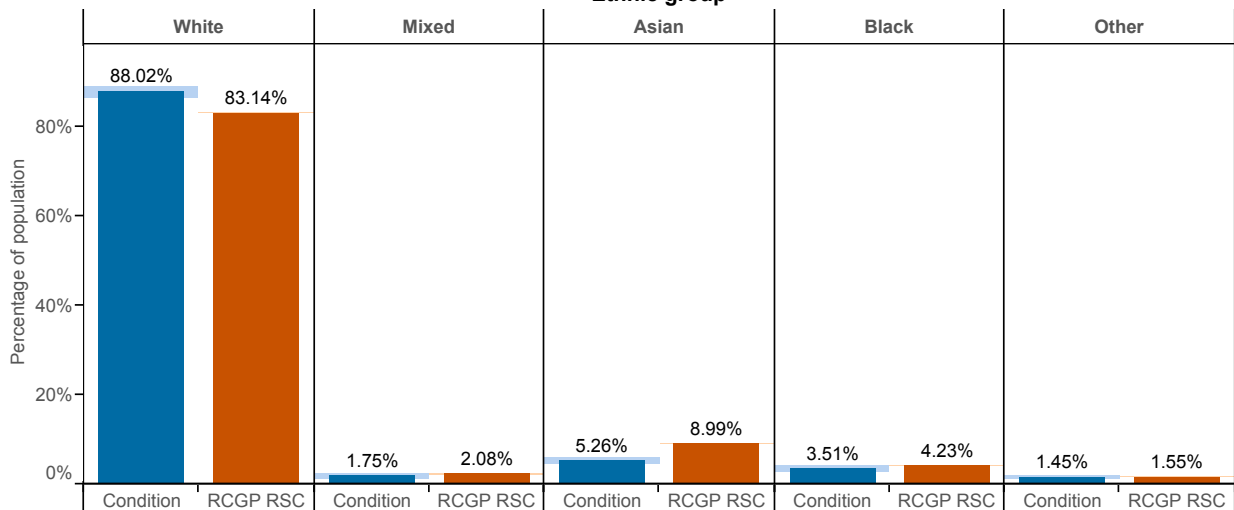
Age-sex profile



Index of Multiple Deprivation (IMD)

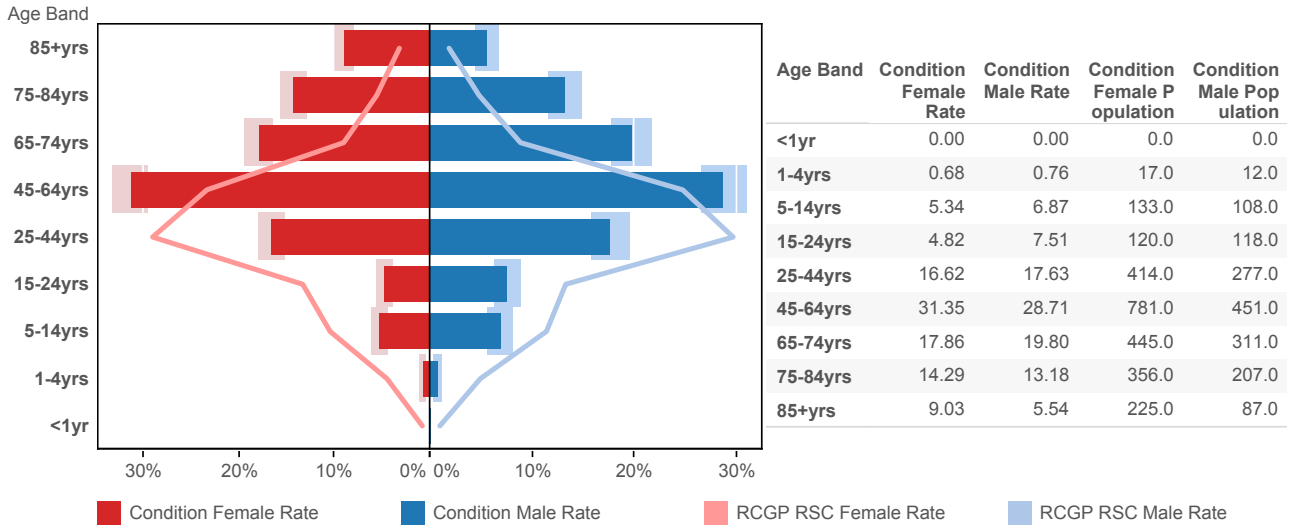


Ethnic group

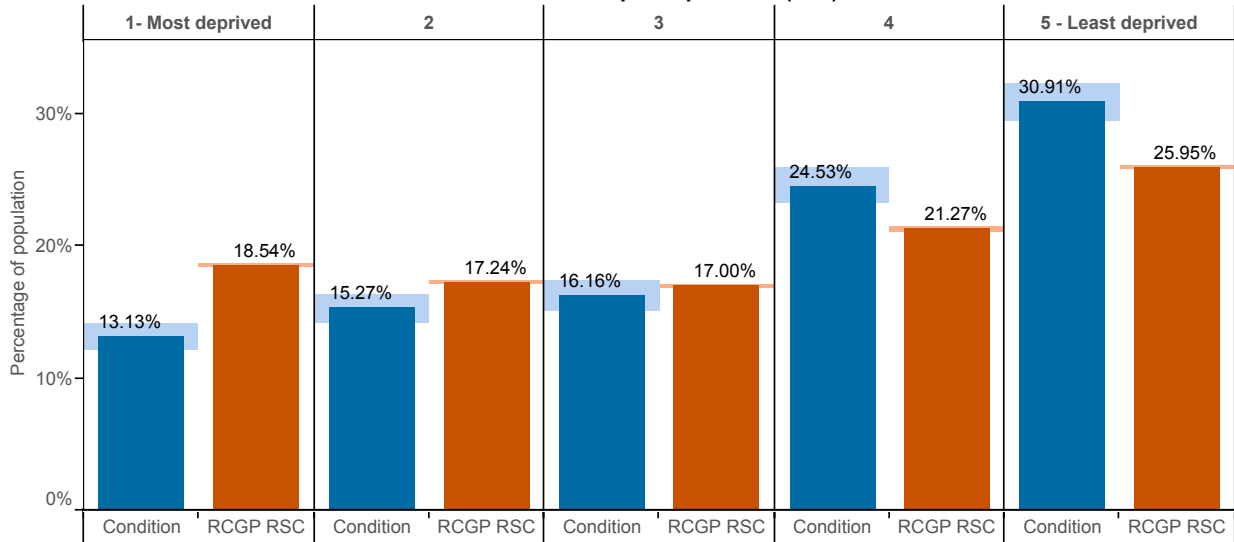


Herpes Zoster (ICD10 : B02)

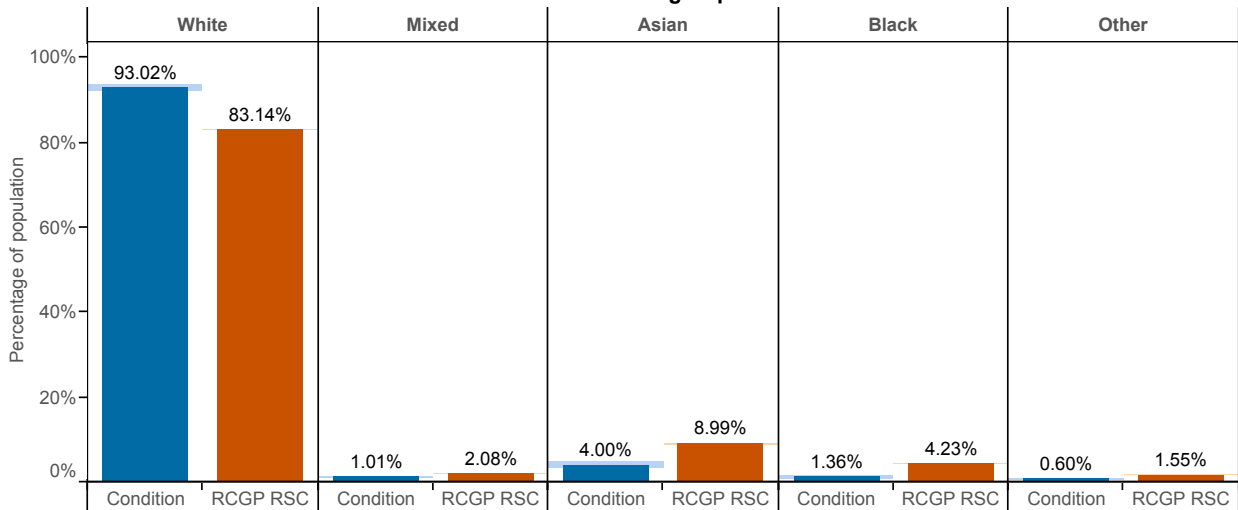
Age-sex profile



Index of Multiple Deprivation (IMD)

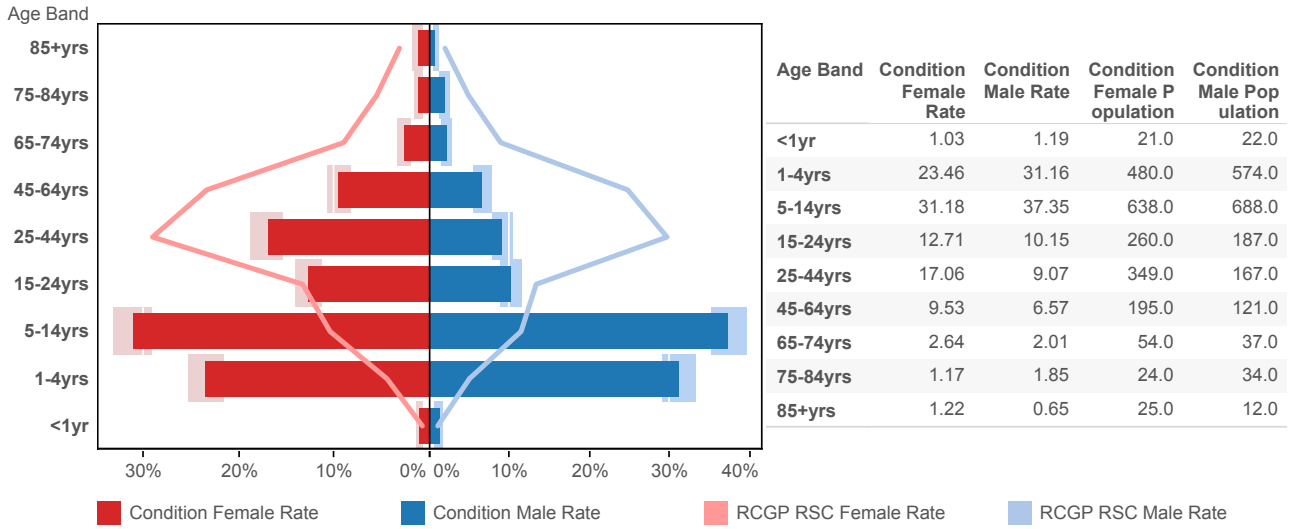


Ethnic group

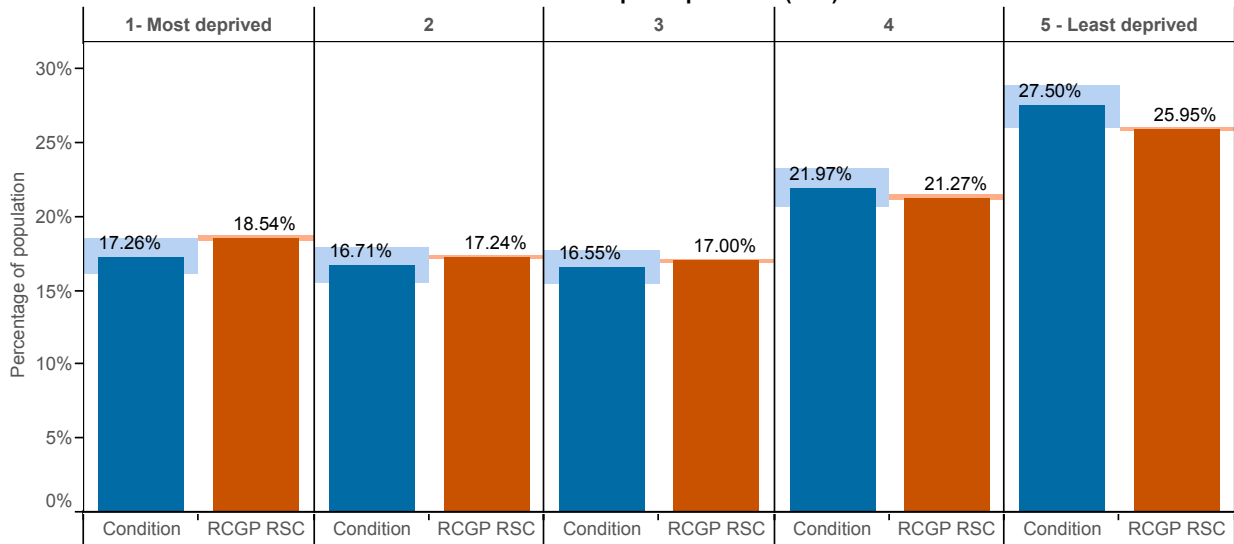


Impetigo (ICD10 - L01)

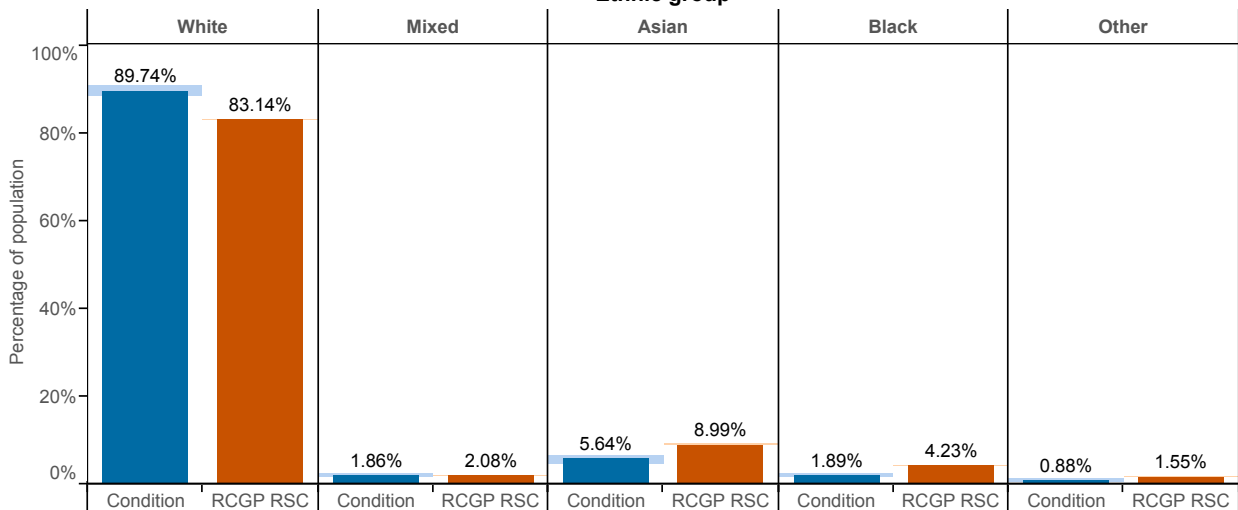
Age-sex profile



Index of Multiple Deprivation (IMD)

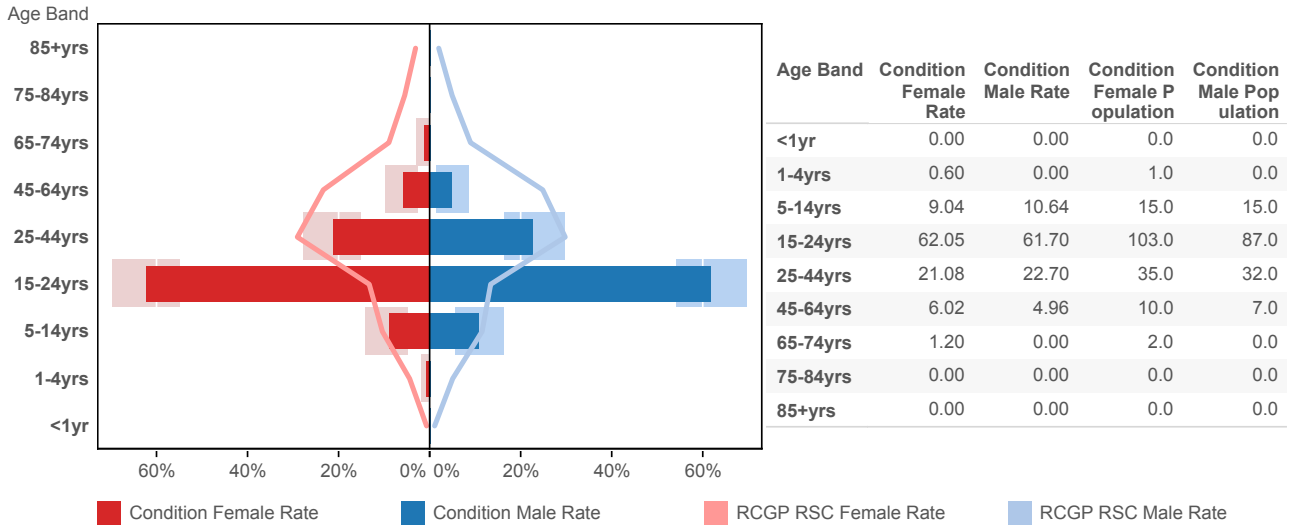


Ethnic group

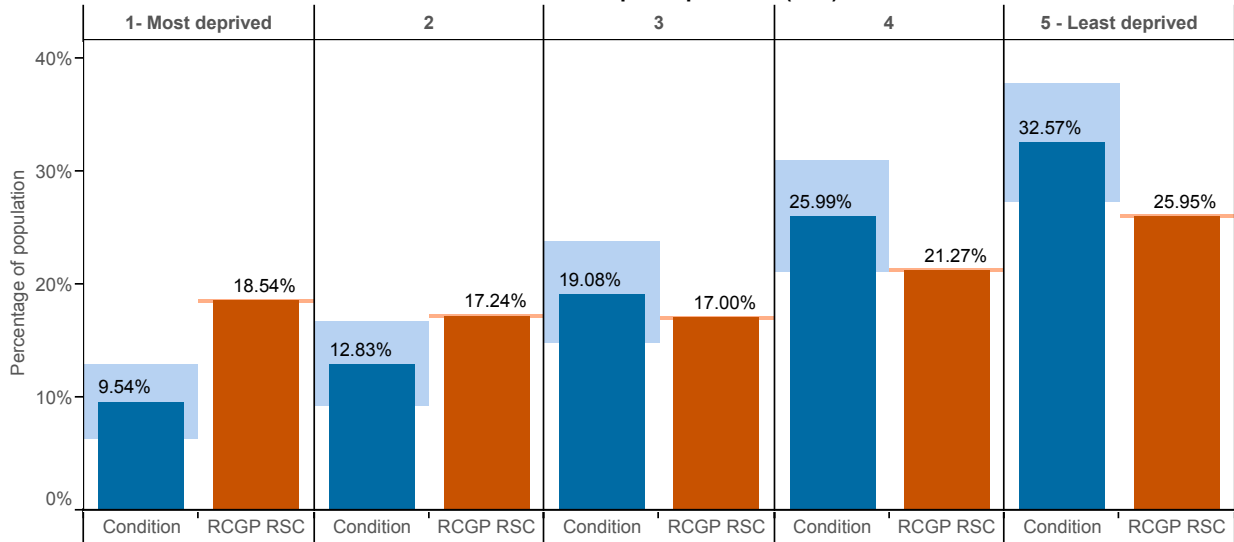


Infectious Mononucleosis (ICD10 : B27)

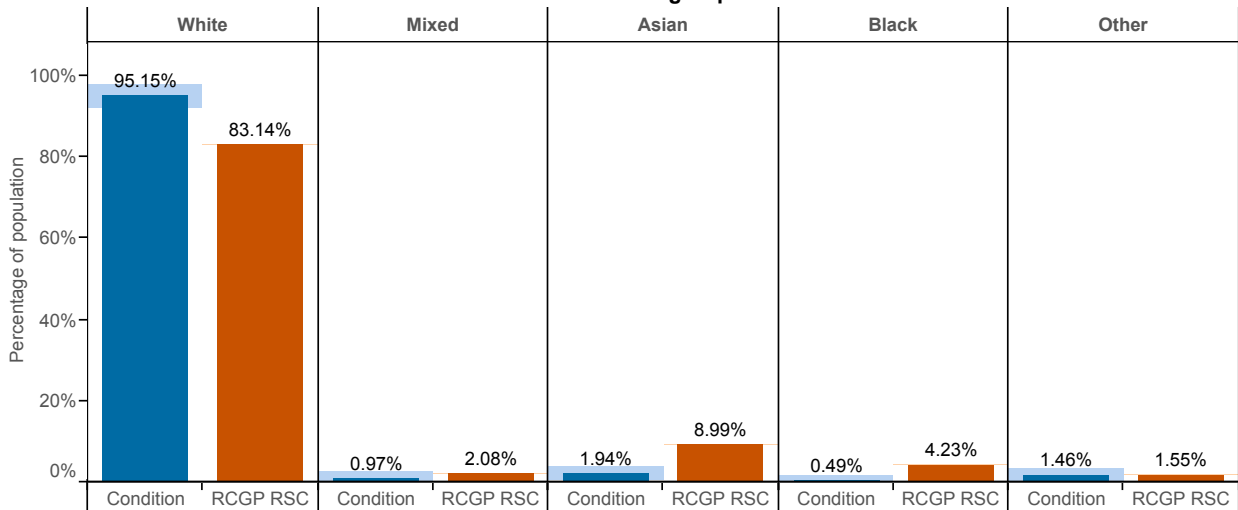
Age-sex profile



Index of Multiple Deprivation (IMD)

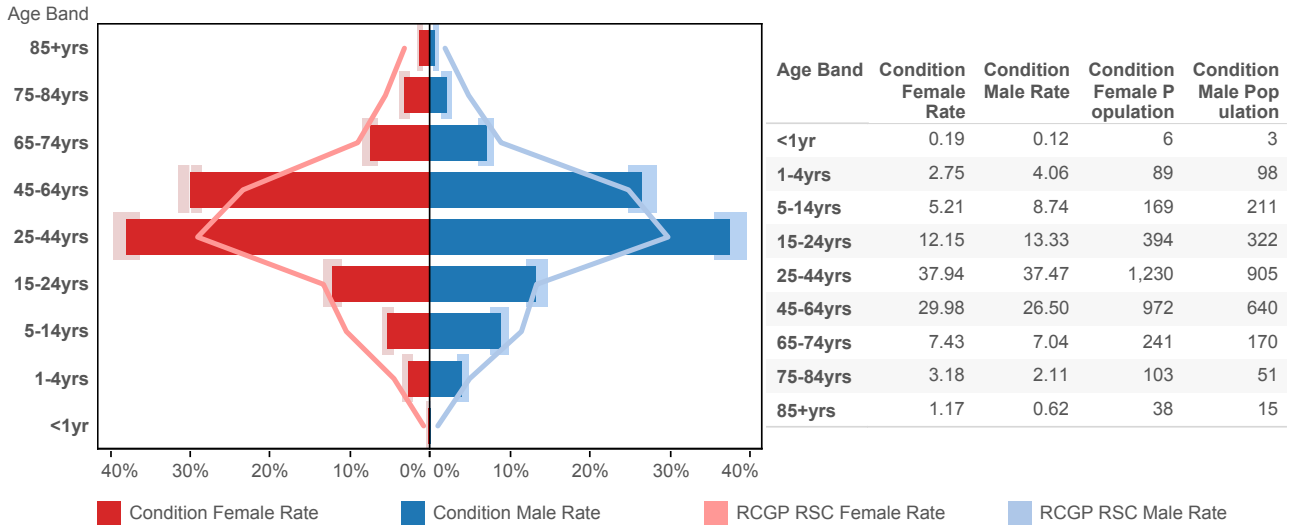


Ethnic group

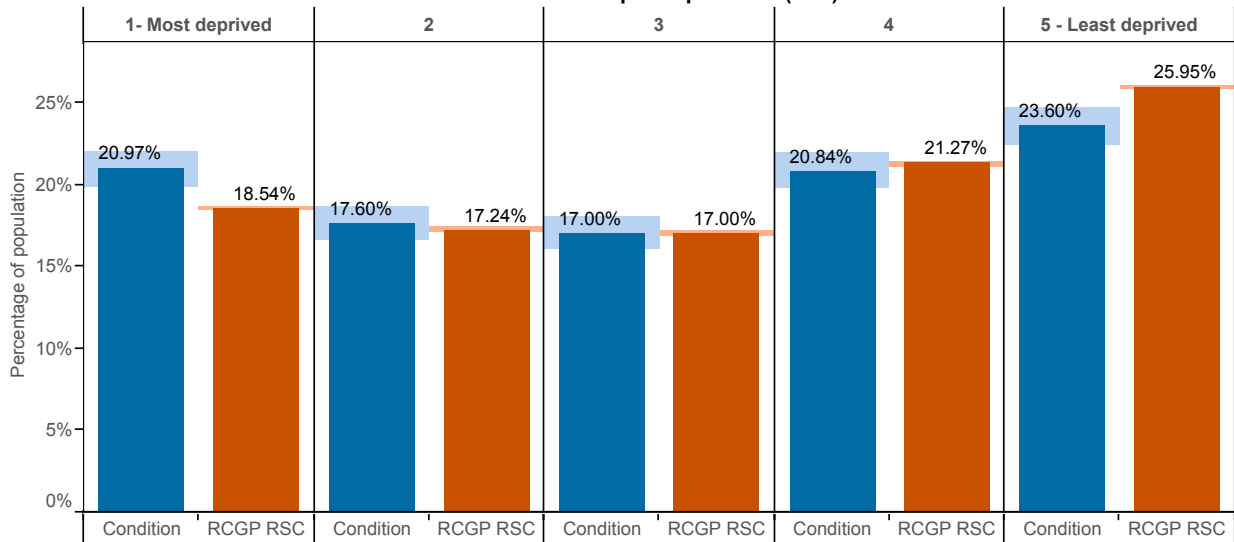


Influenza-like illness (ICD10 : J09 - J11)

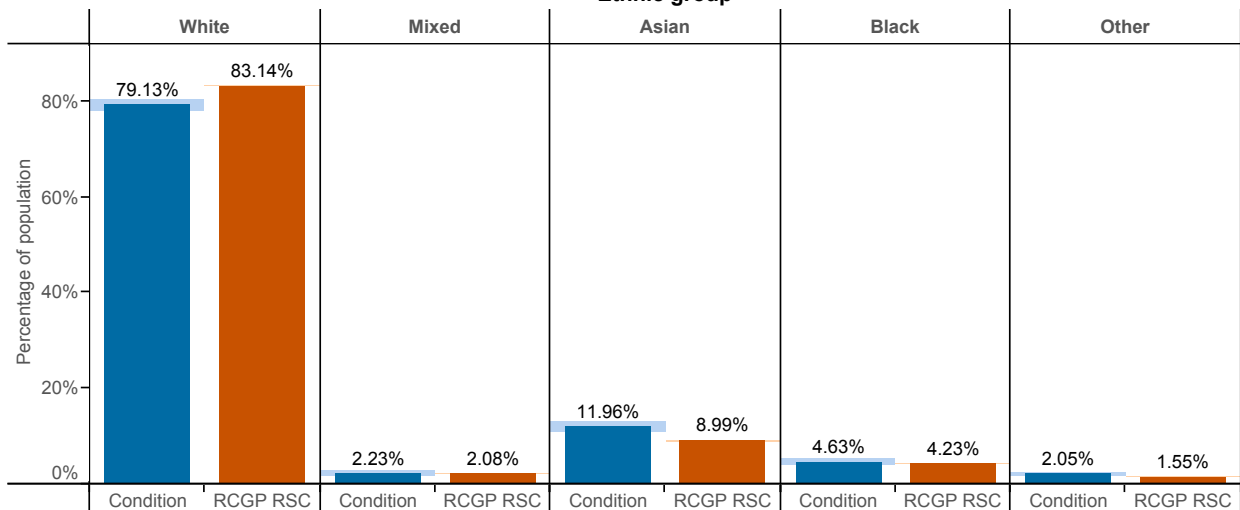
Age-sex profile



Index of Multiple Deprivation (IMD)

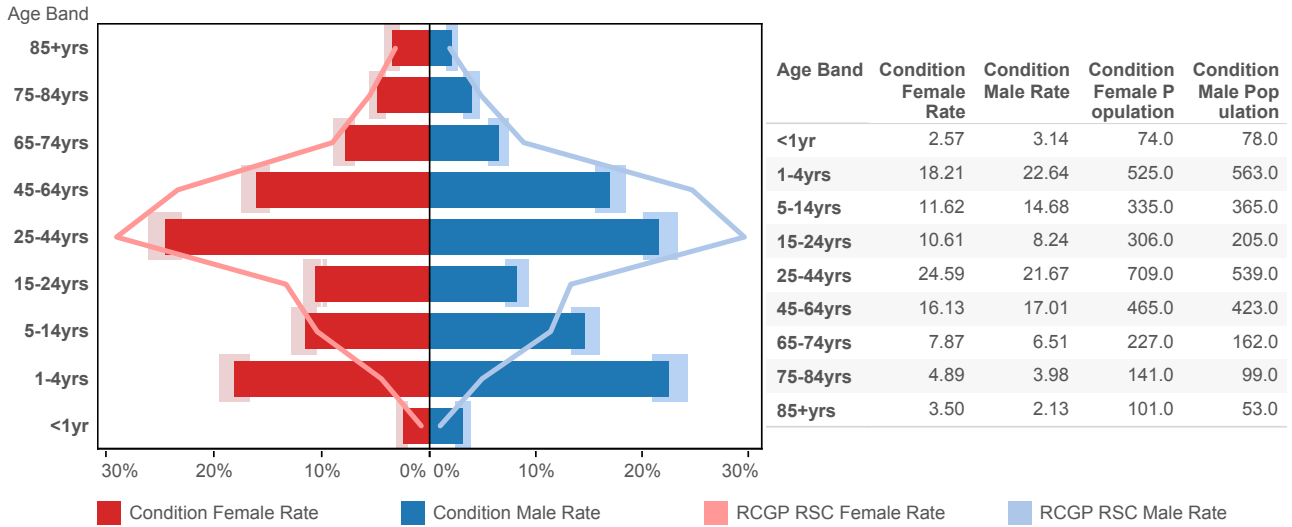


Ethnic group

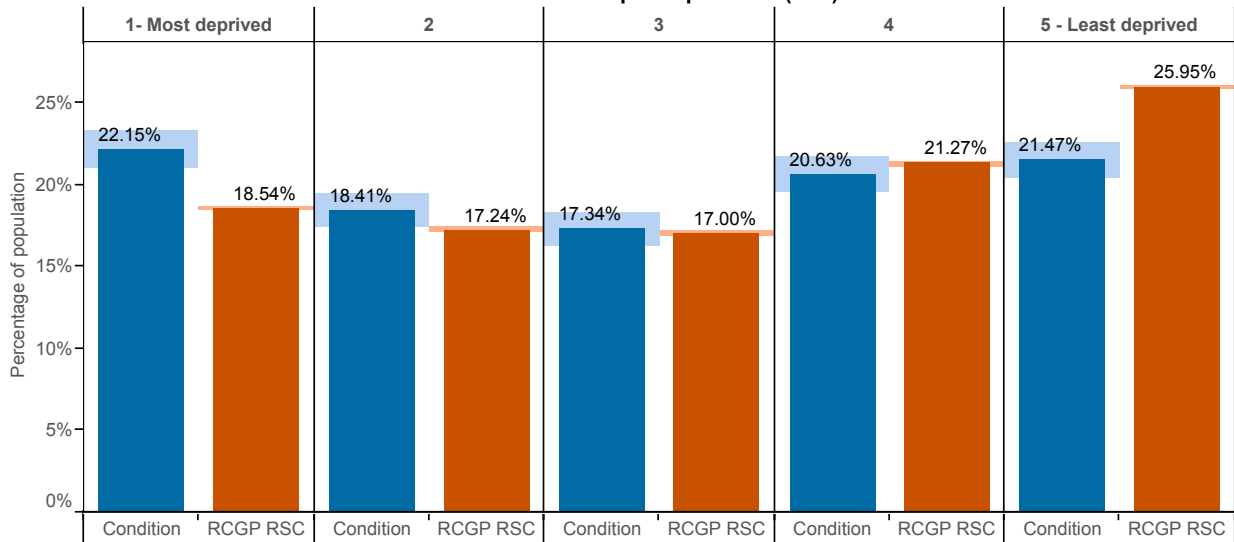


Intestinal Infections (ICD10 : A00-A09)

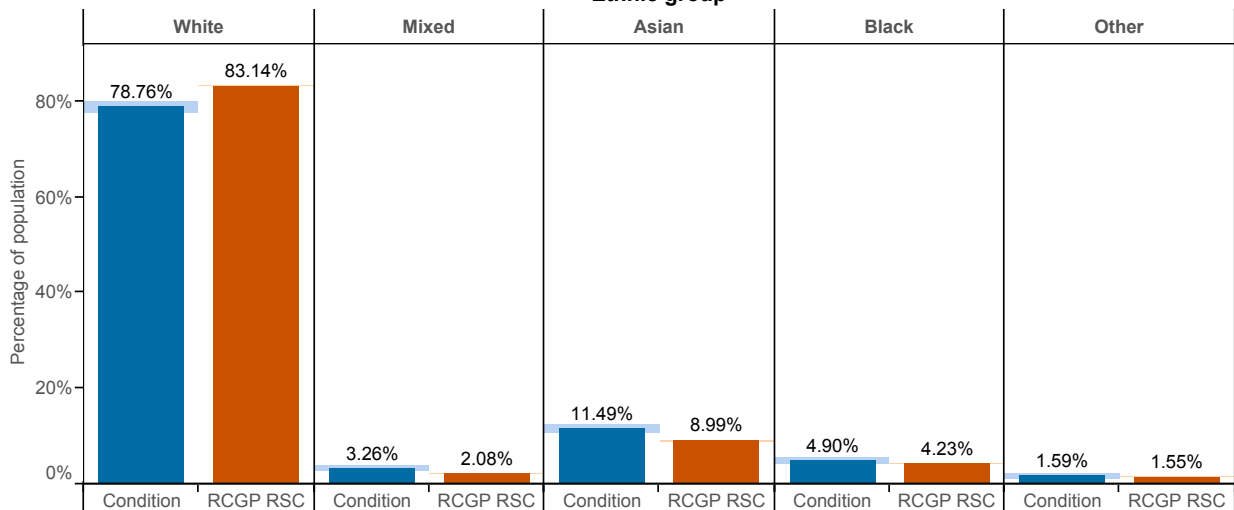
Age-sex profile



Index of Multiple Deprivation (IMD)

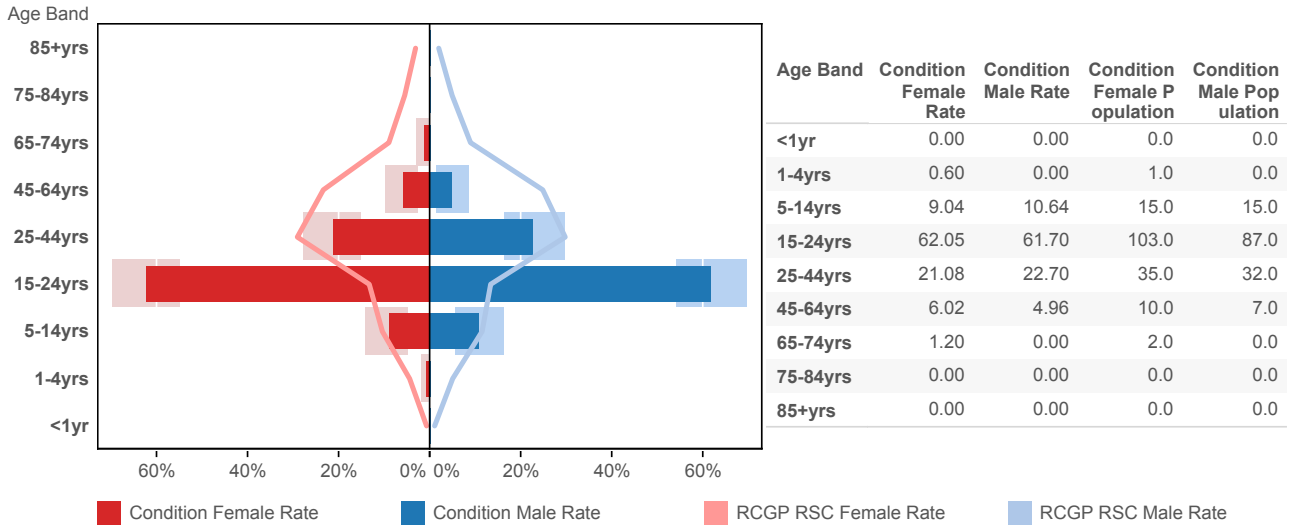


Ethnic group

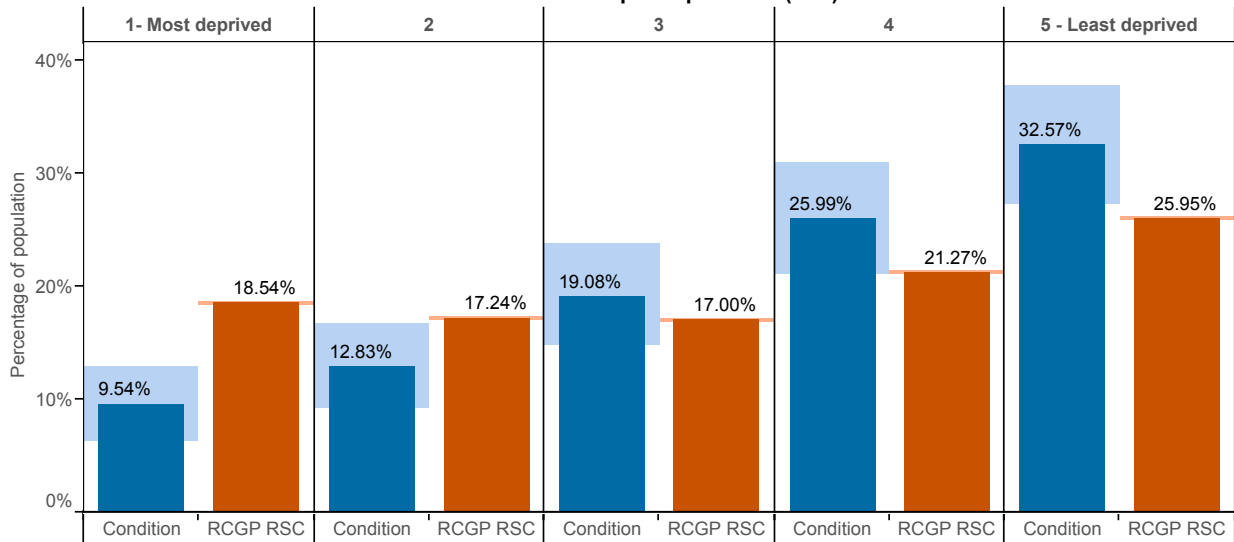


Laryngitis / Tracheitis (ICD10 : J04)

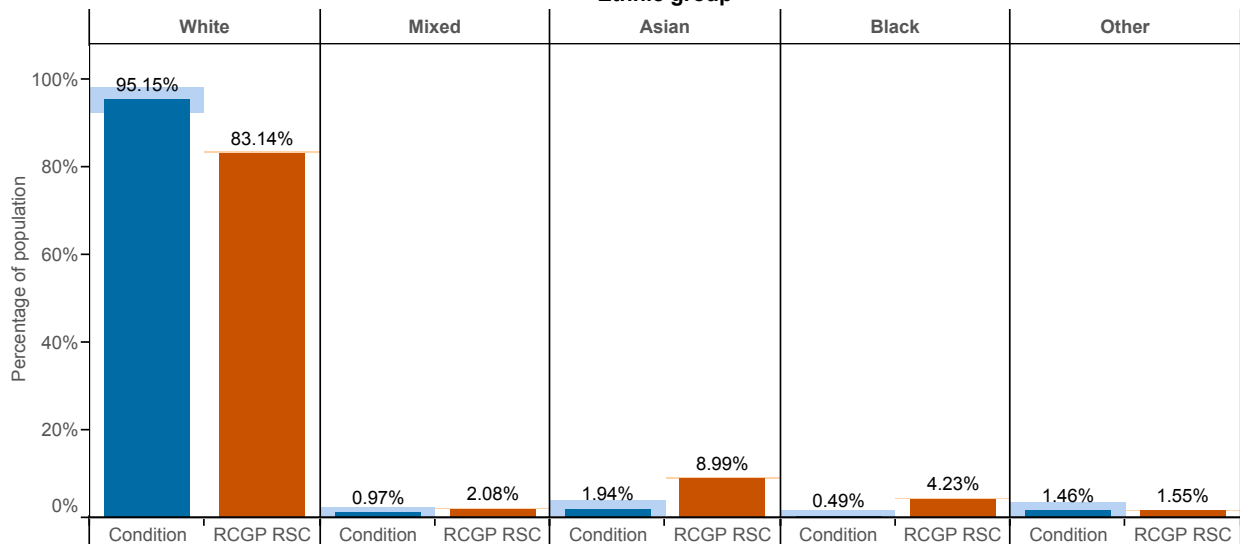
Age-sex profile



Index of Multiple Deprivation (IMD)

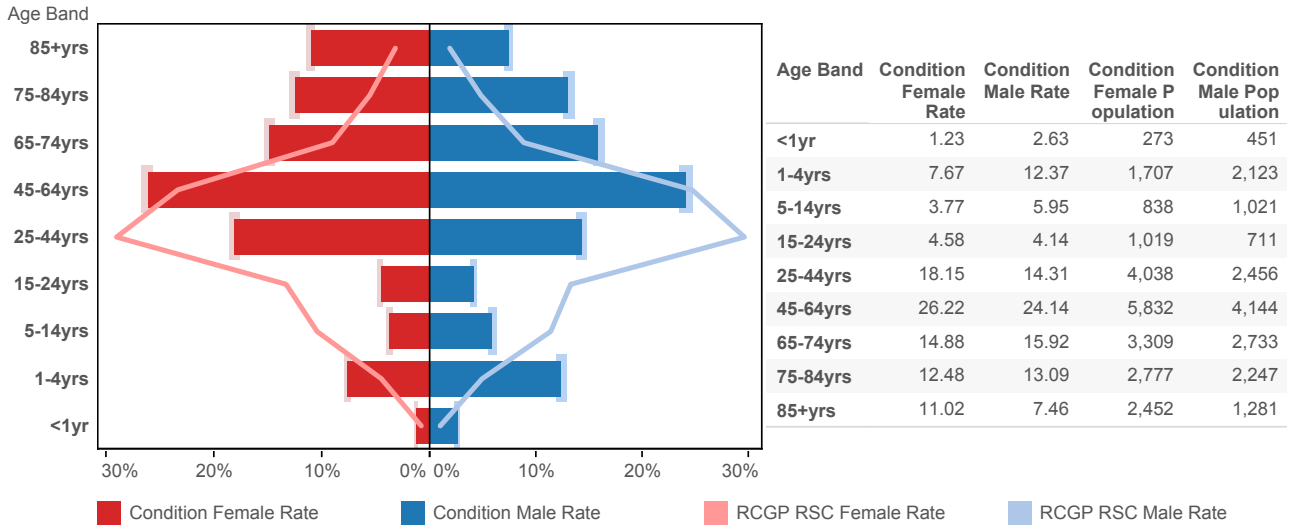


Ethnic group

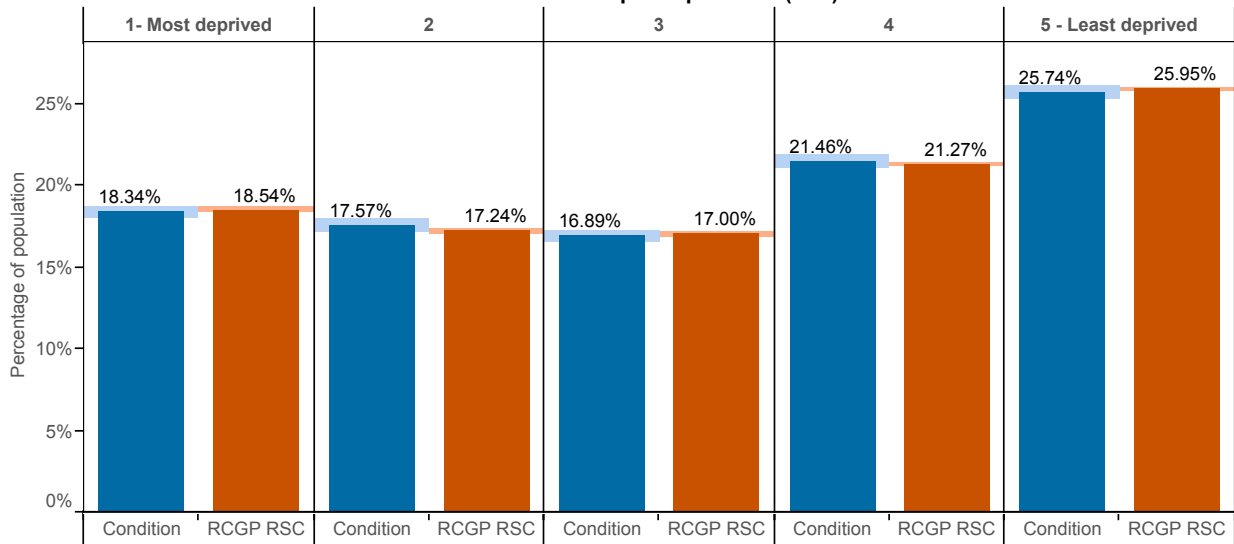


Lower Respiratory Tract Infections (ICD10 : J20-J22)

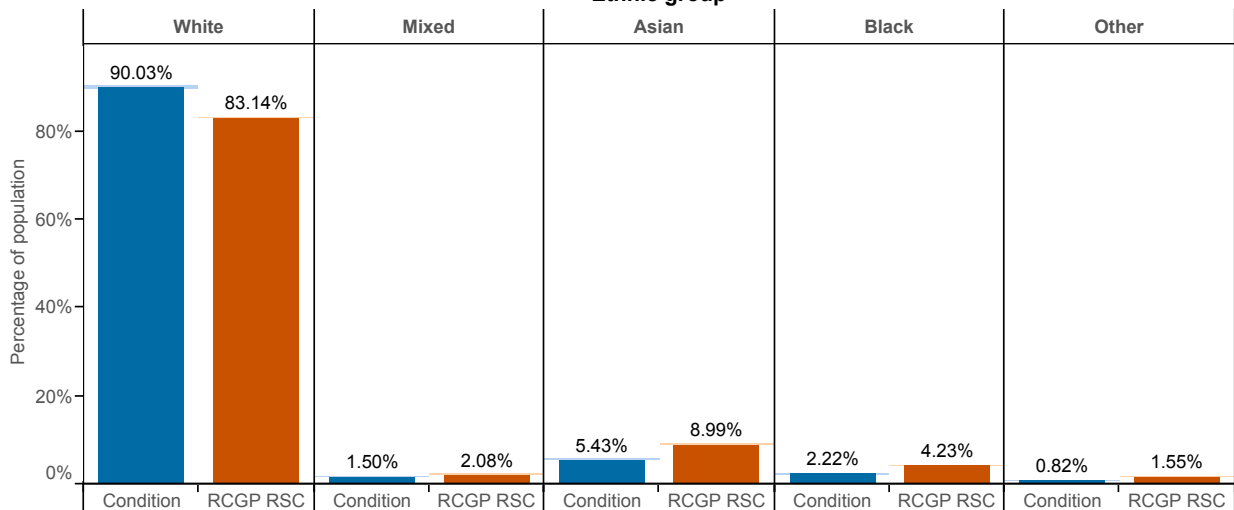
Age-sex profile



Index of Multiple Deprivation (IMD)

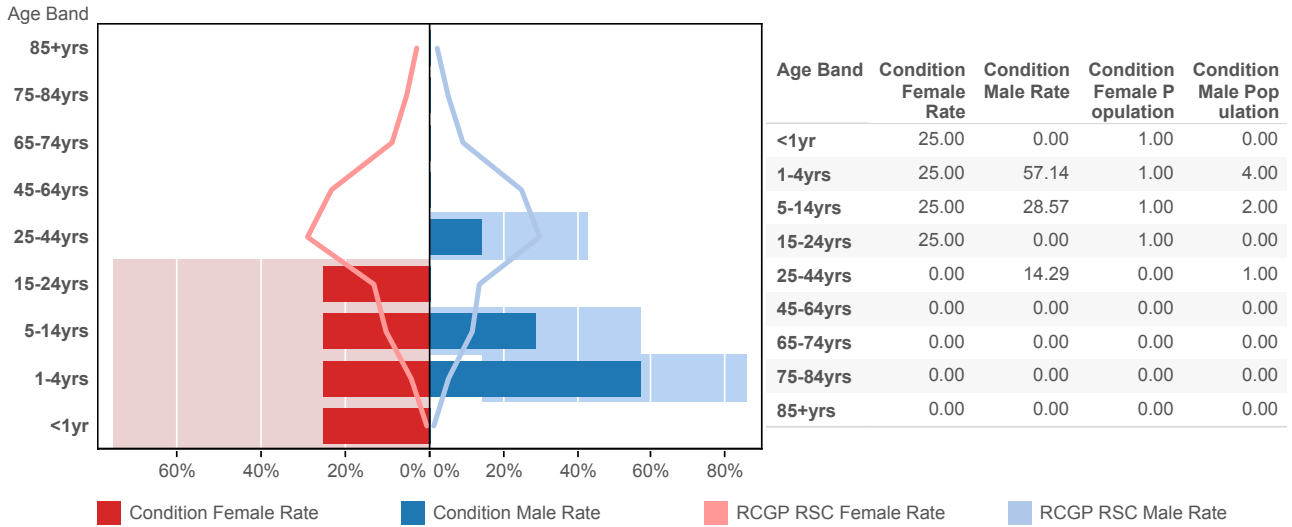


Ethnic group

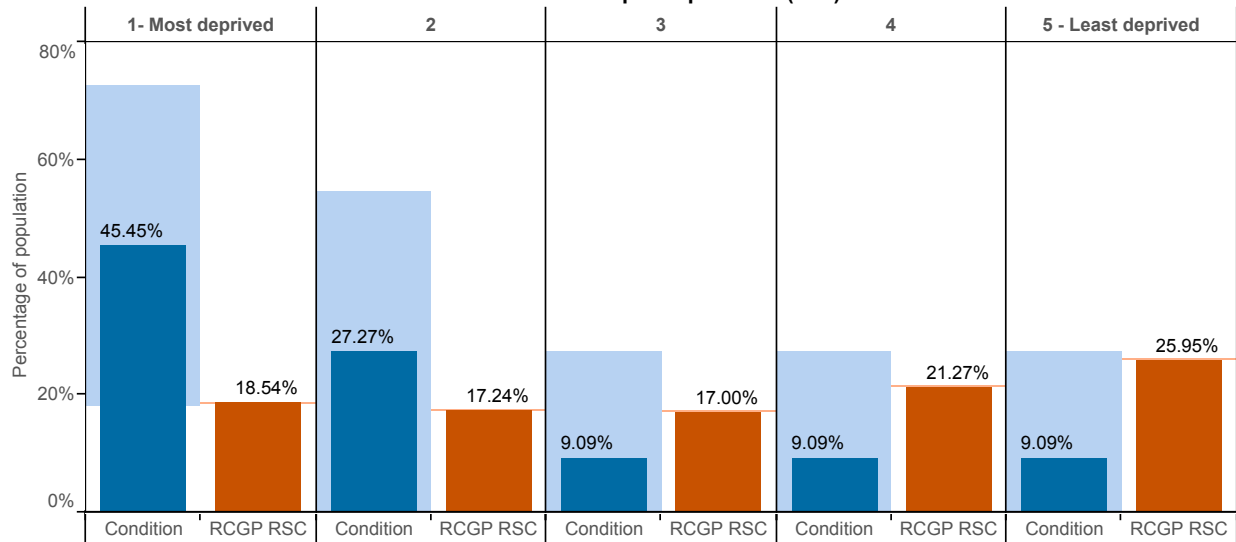


Measles (ICD10 : B05)

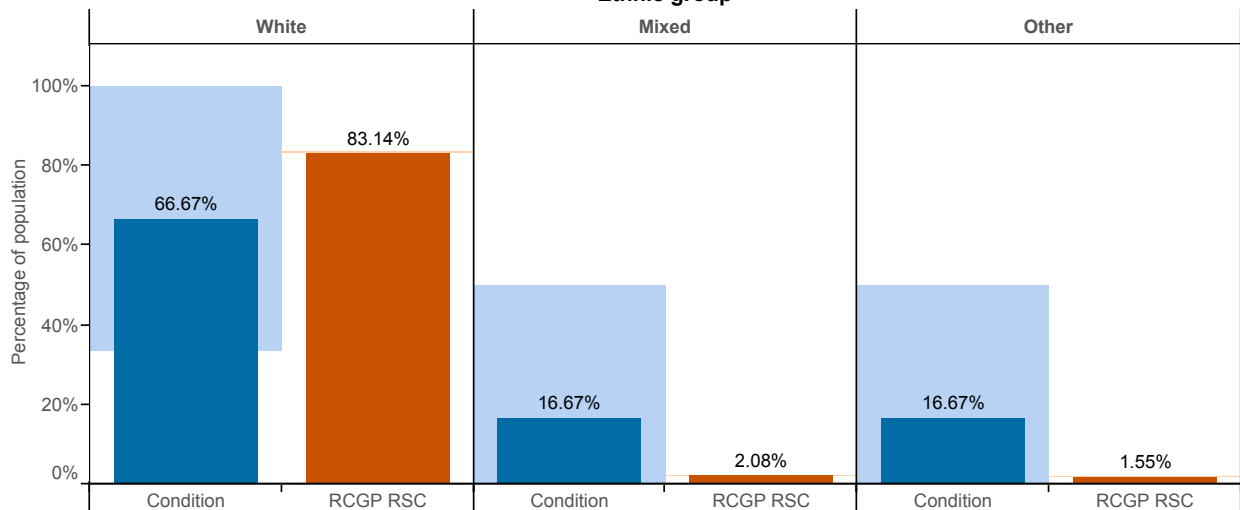
Age-sex profile



Index of Multiple Deprivation (IMD)

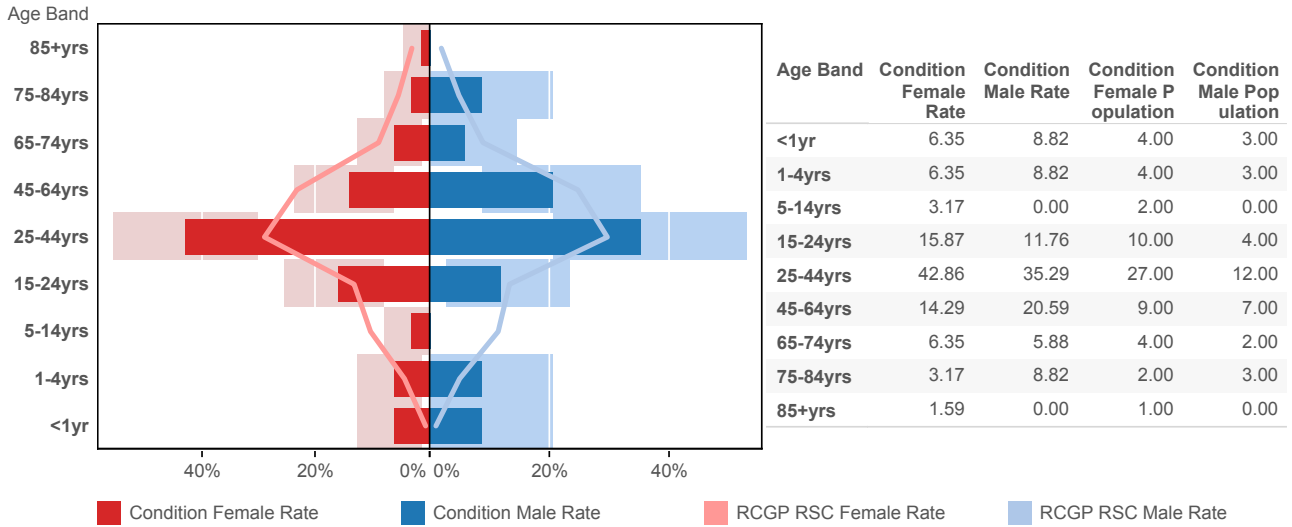


Ethnic group

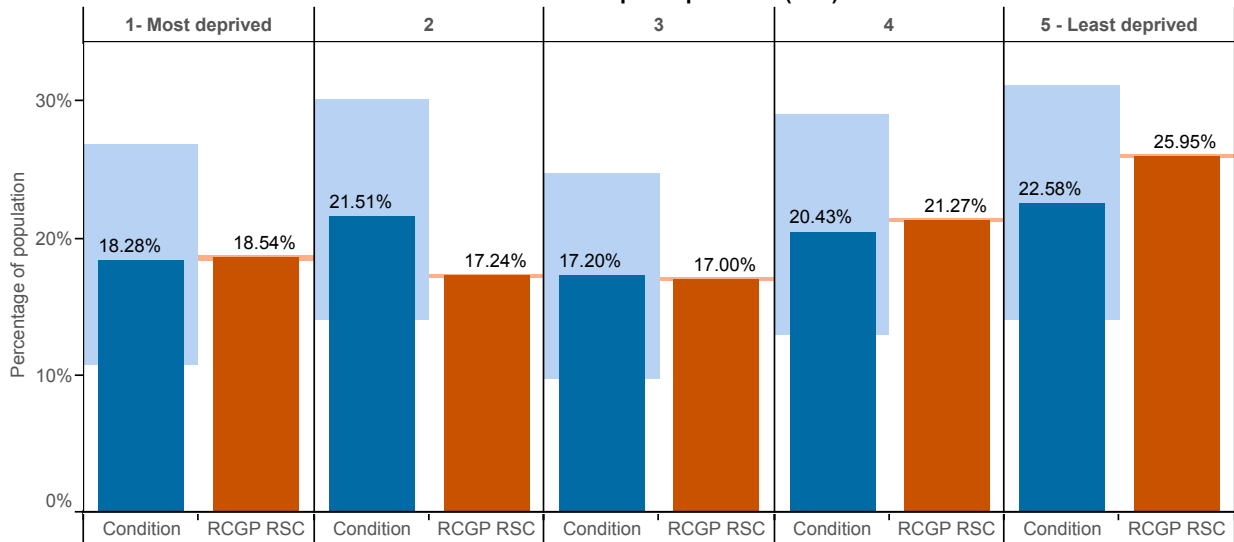


Meningitis and Encephalitis (ICD10 : A170 - A171; A 390; A83 - A85; A87; G00 - G05)

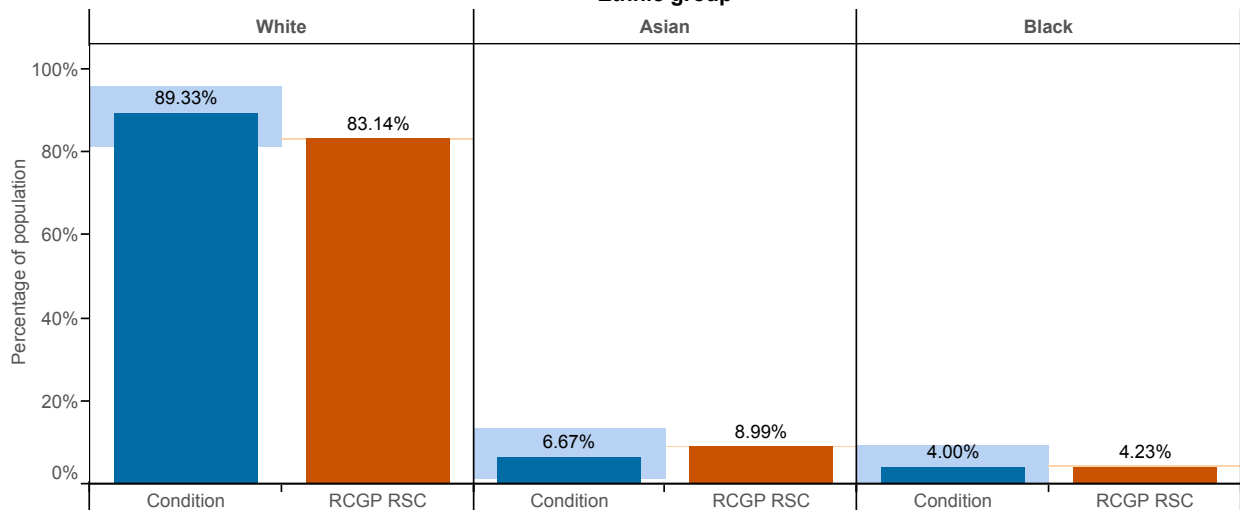
Age-sex profile



Index of Multiple Deprivation (IMD)

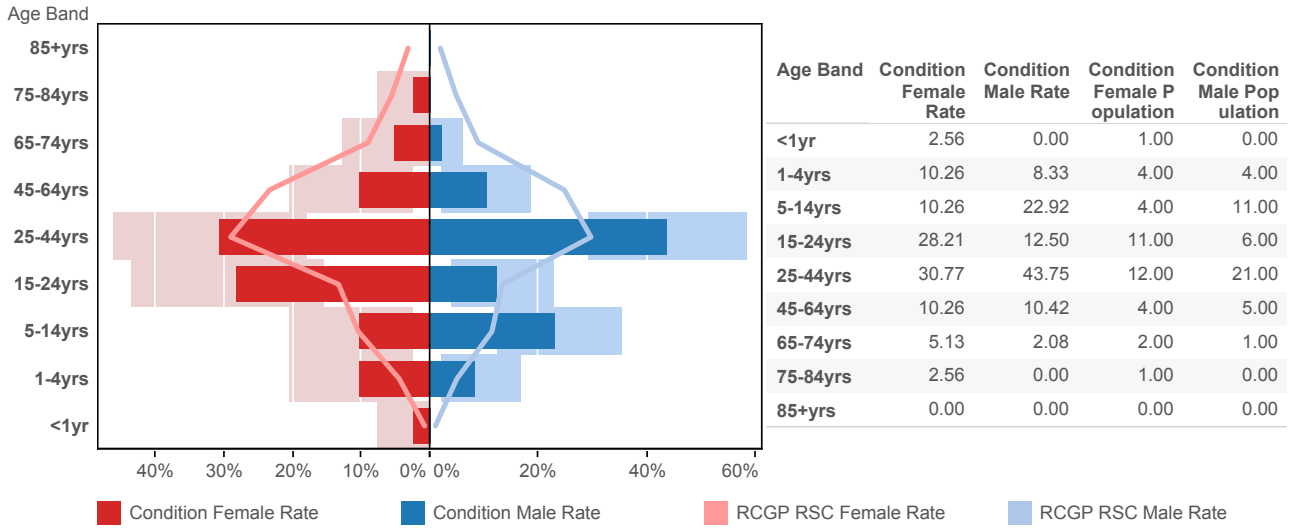


Ethnic group

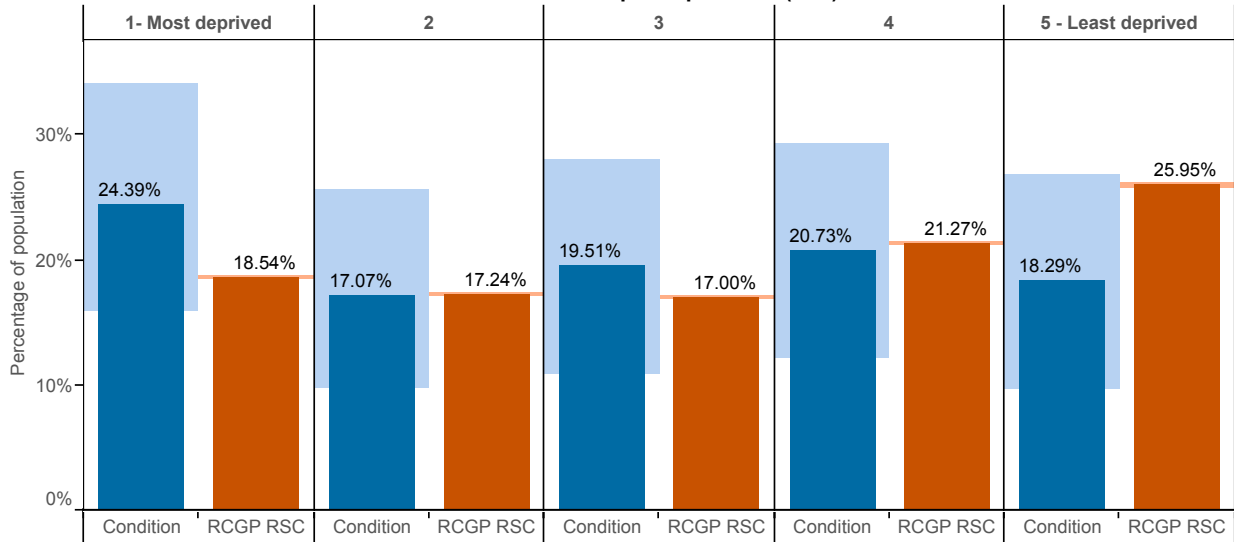


Mumps (ICD10 : B26)

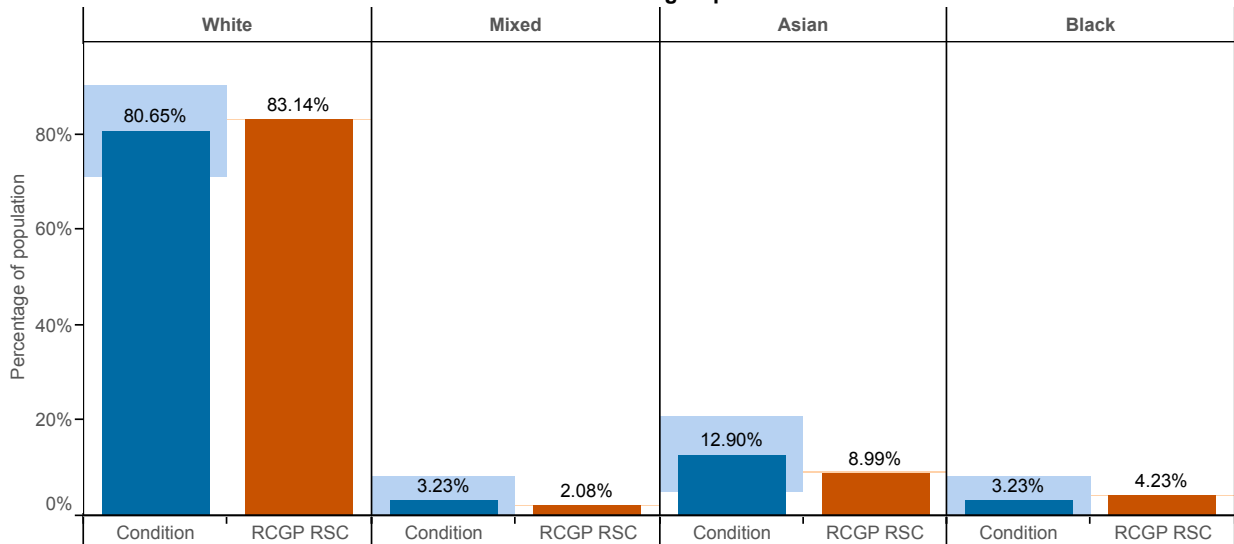
Age-sex profile



Index of Multiple Deprivation (IMD)

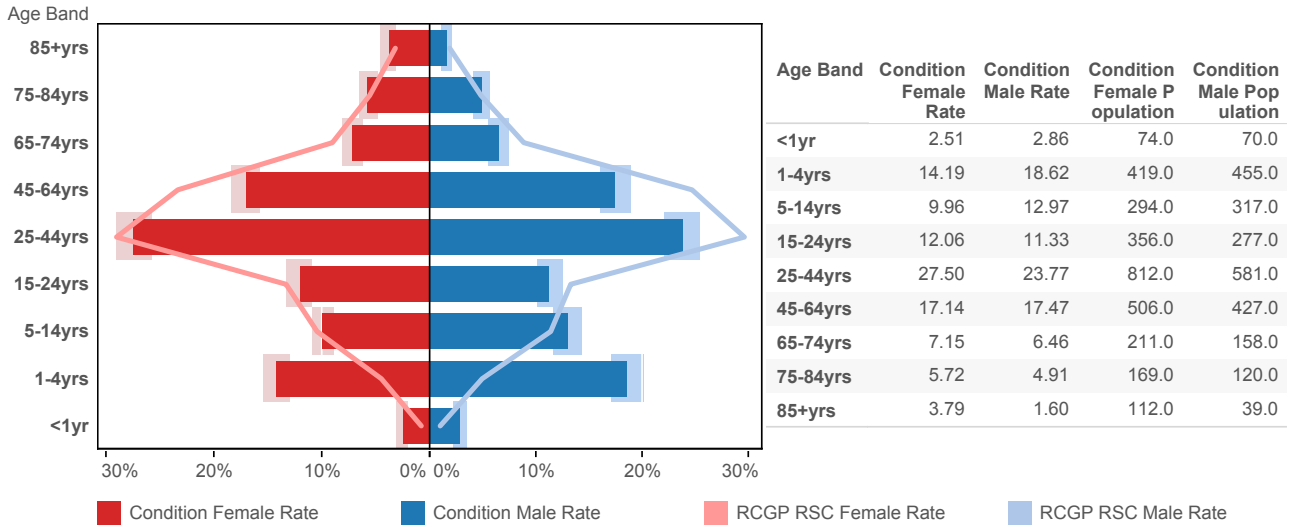


Ethnic group

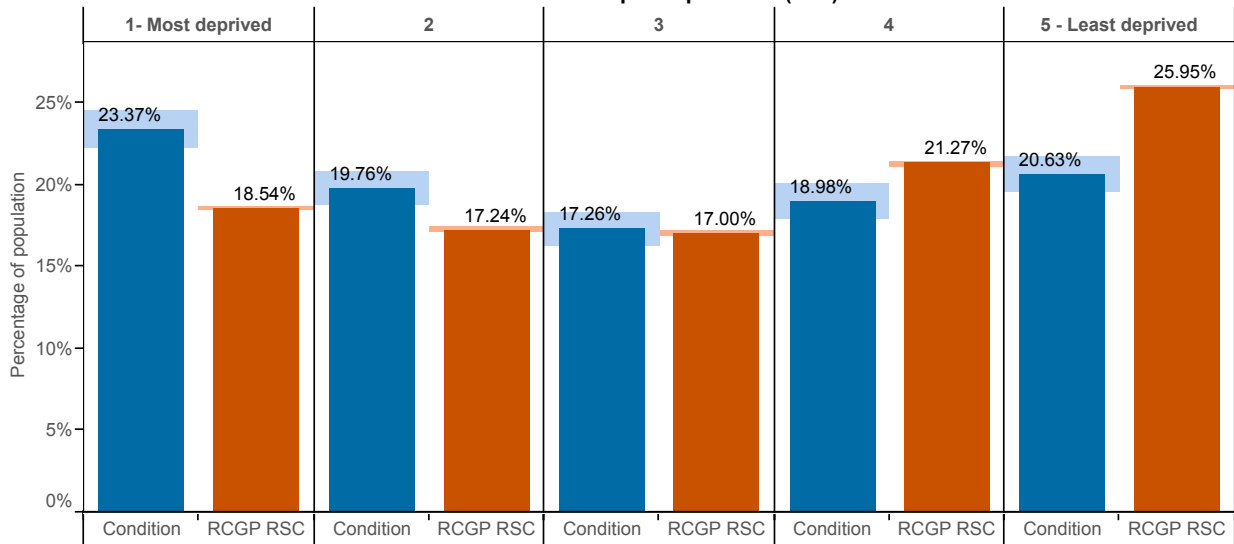


Non-infective Enteritis / Colitis (ICD10 : K50-K52)

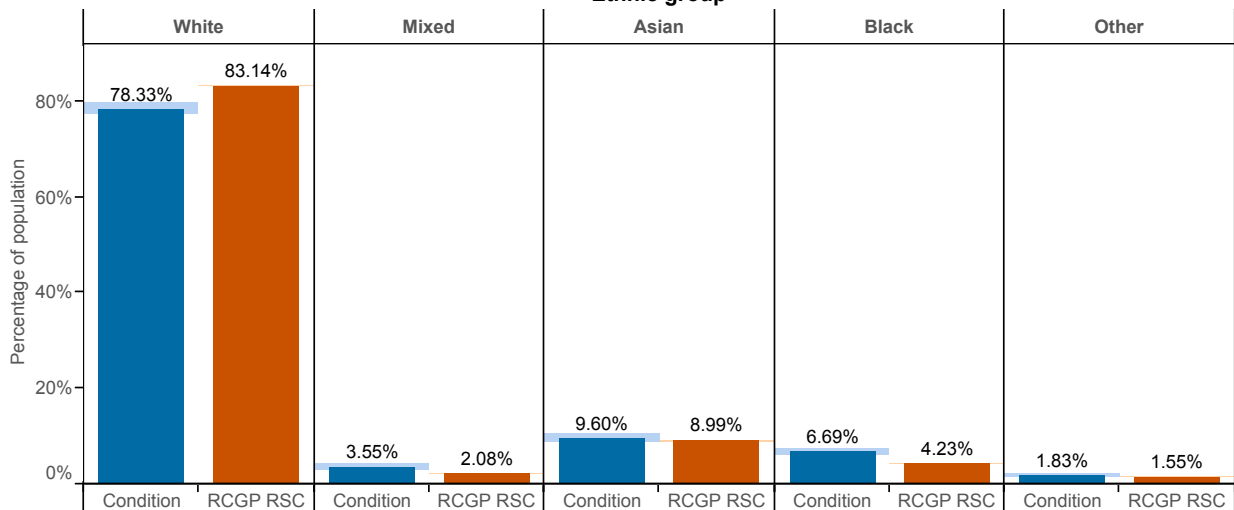
Age-sex profile



Index of Multiple Deprivation (IMD)

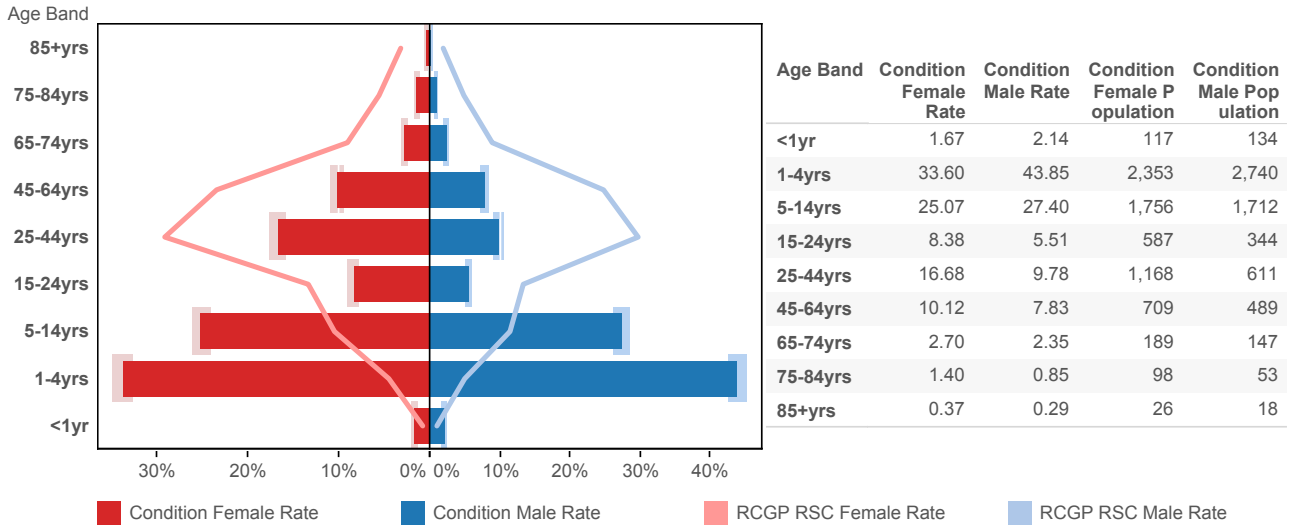


Ethnic group

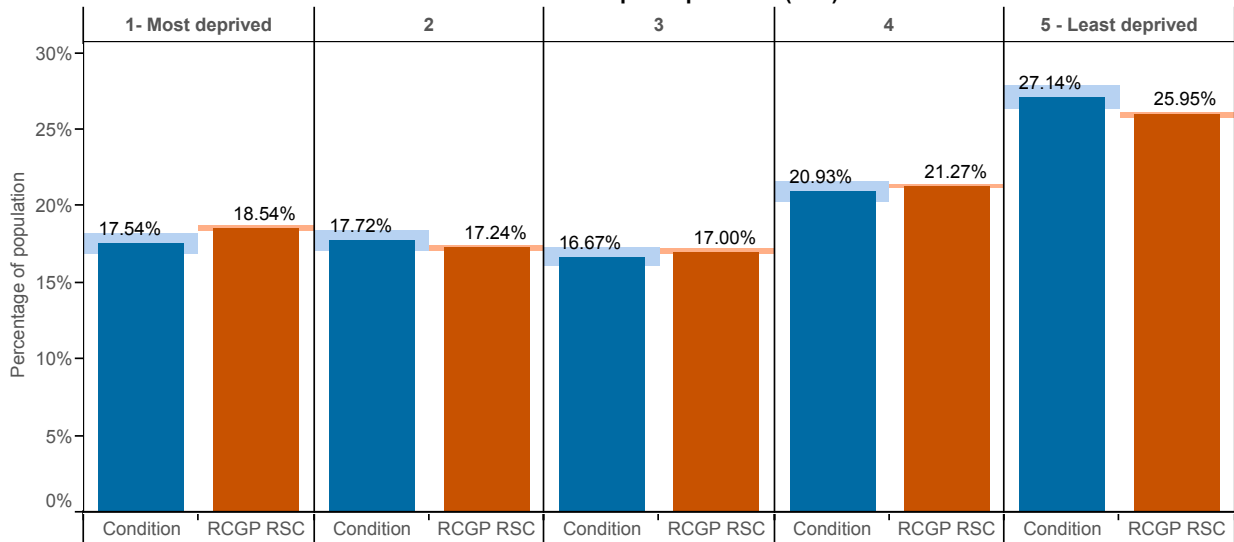


Acute Otitis Media (ICD10 : H650 - H651; H660; H669)

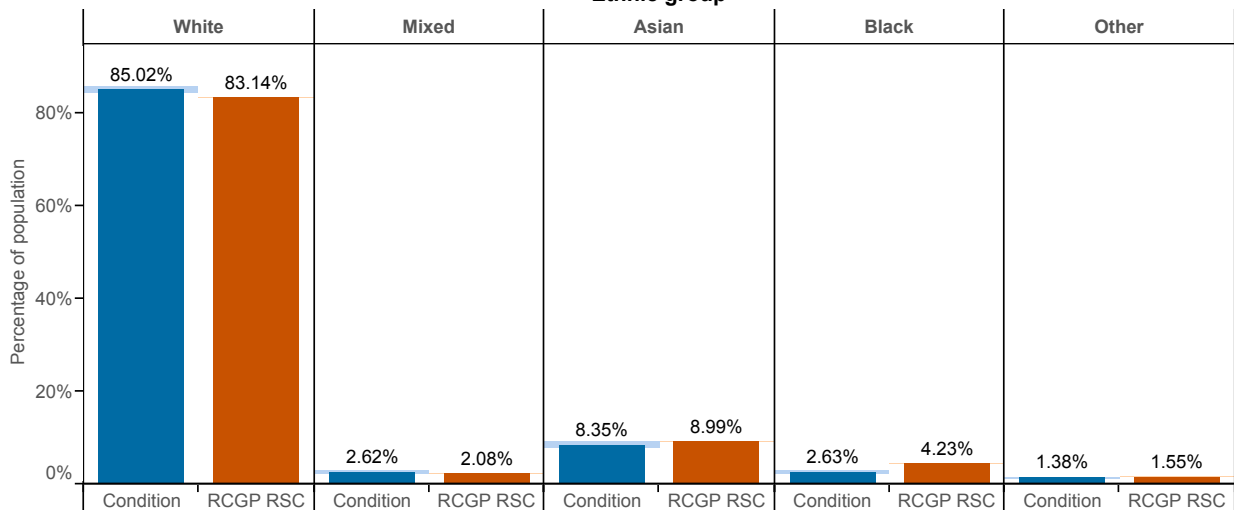
Age-sex profile



Index of Multiple Deprivation (IMD)

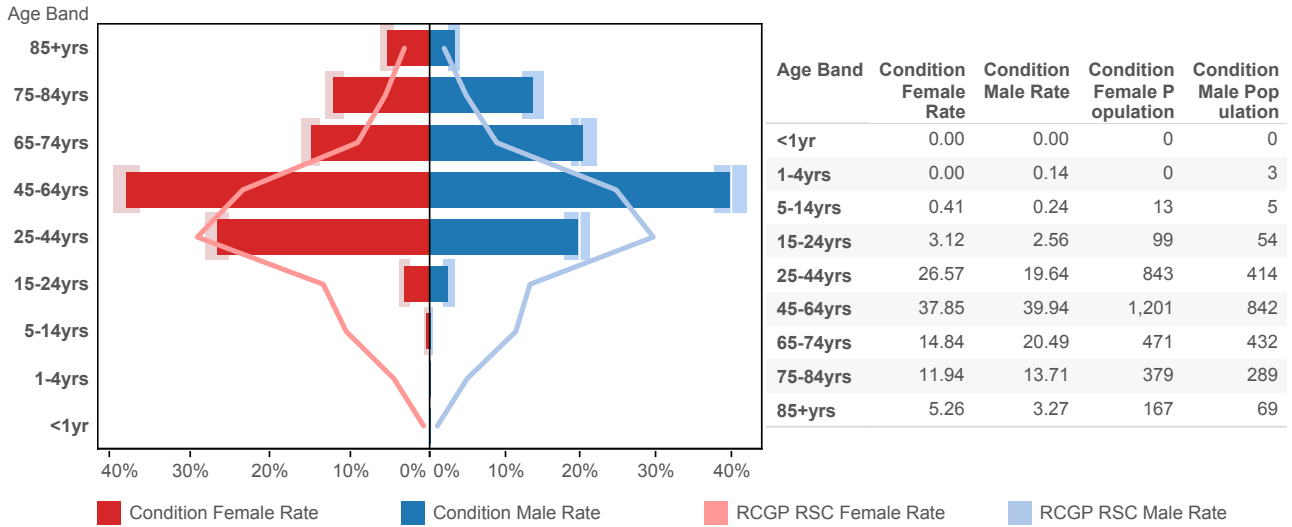


Ethnic group

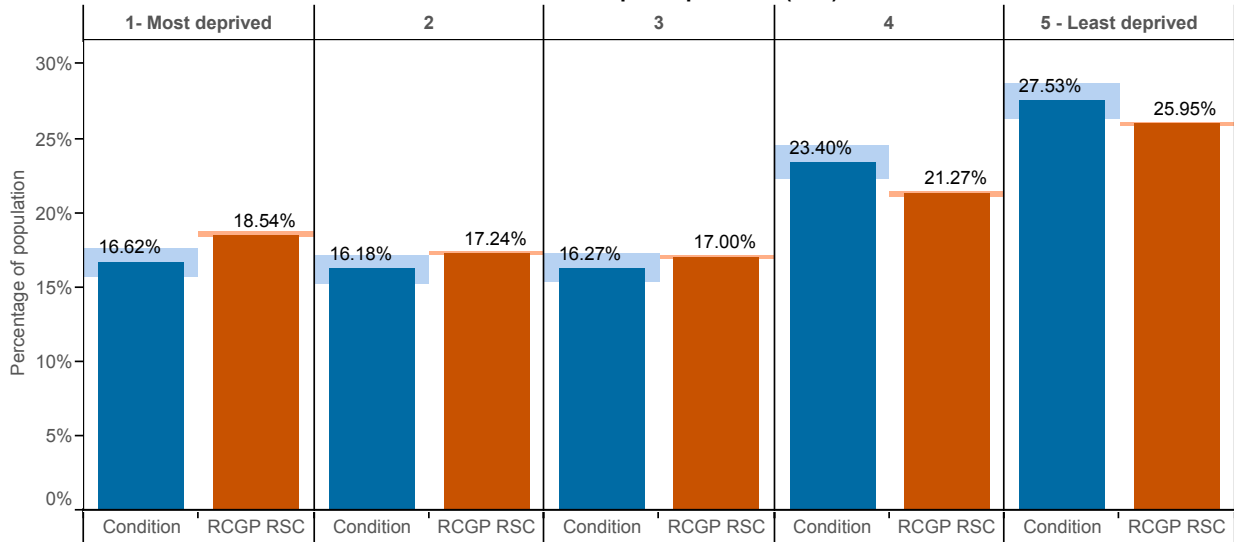


Peripheral Neuropathy (ICD10 : G50 - G64; G70 - G72)

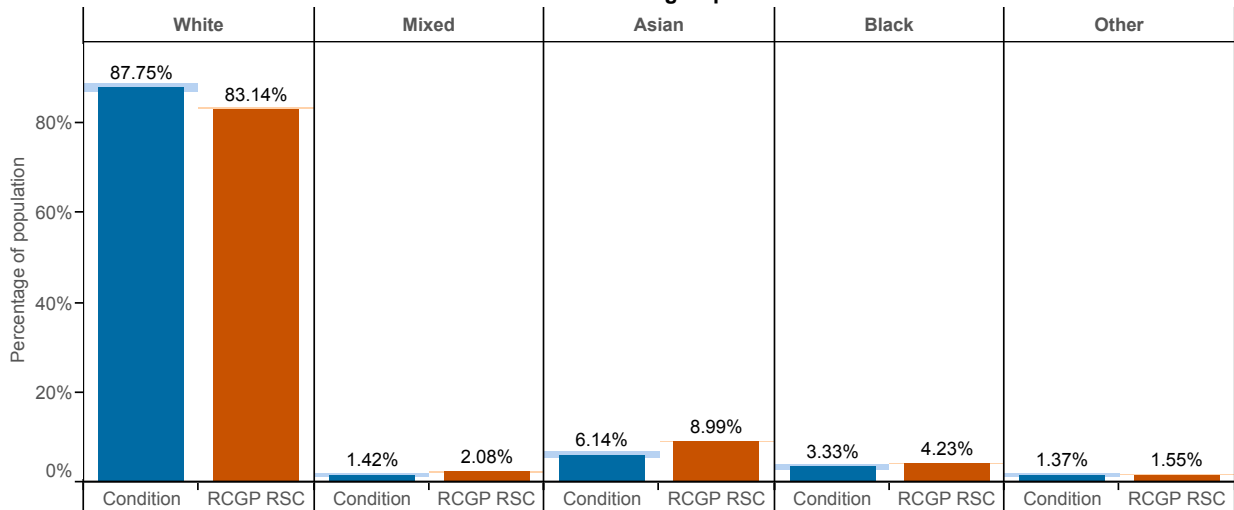
Age-sex profile



Index of Multiple Deprivation (IMD)

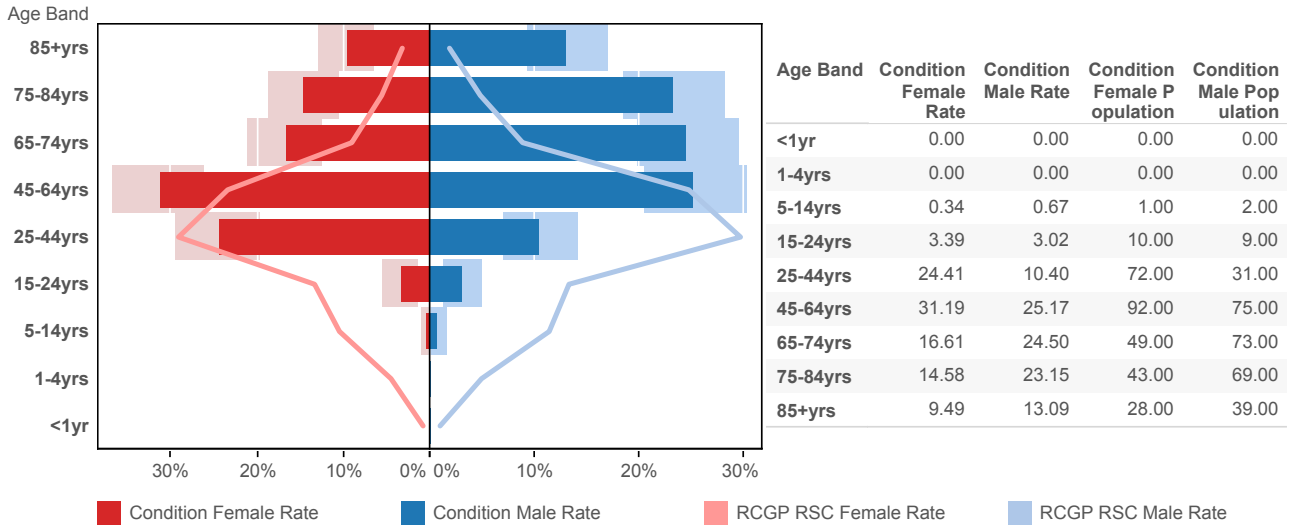


Ethnic group

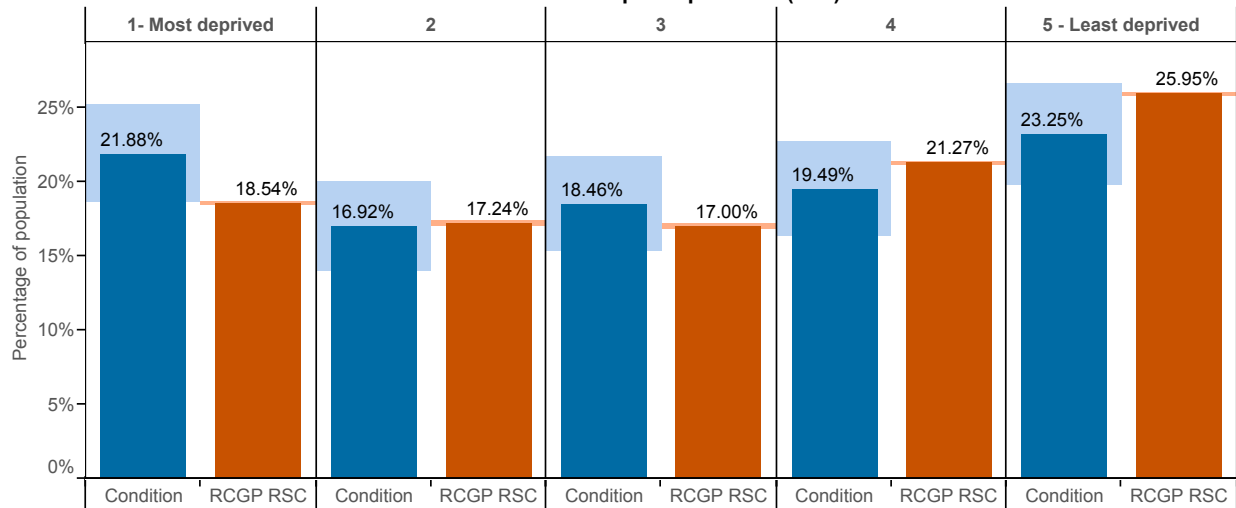


Pleurisy (ICD10 : R091)

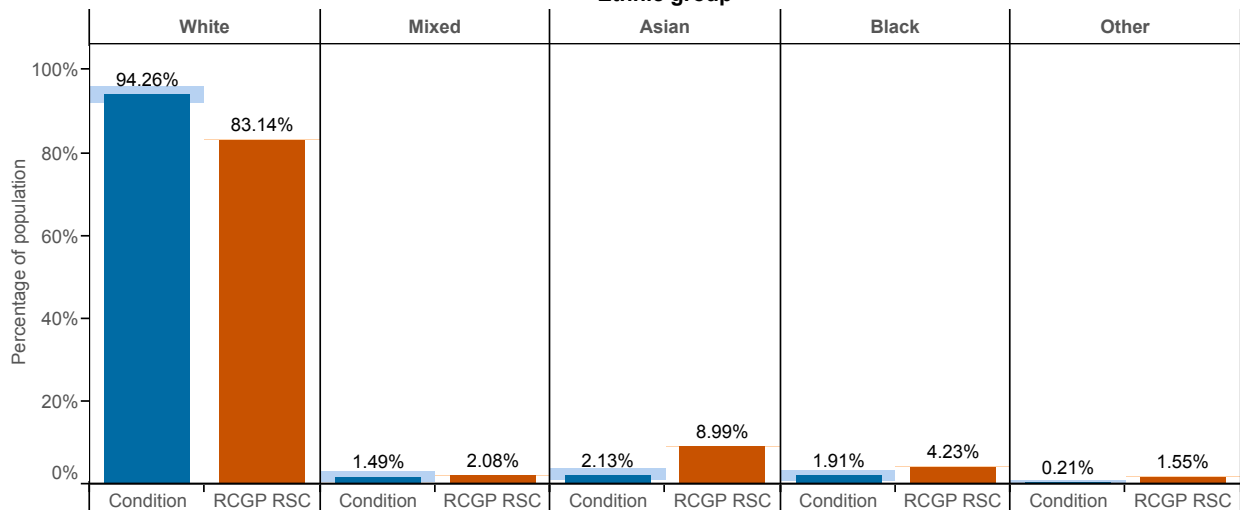
Age-sex profile



Index of Multiple Deprivation (IMD)

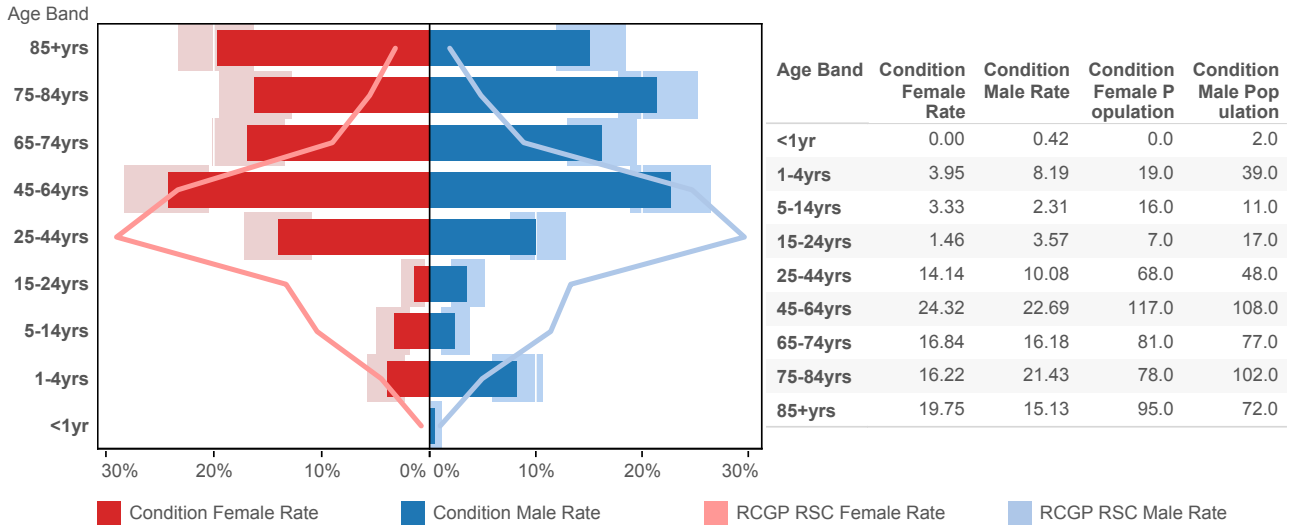


Ethnic group

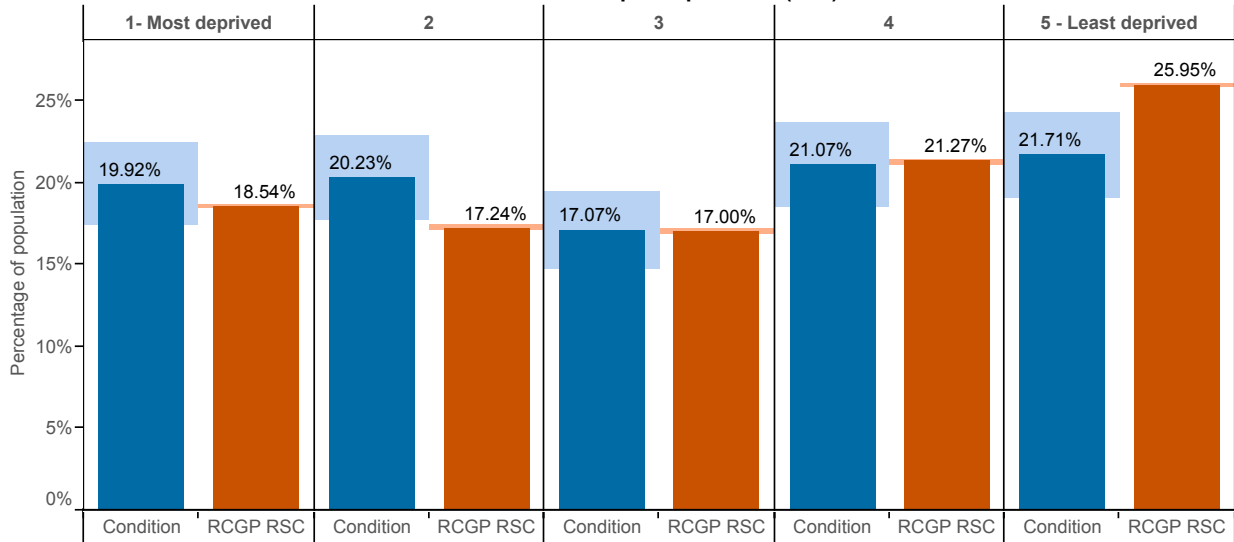


Pneumonia / Pneumonitis (ICD10 : J12 - J18)

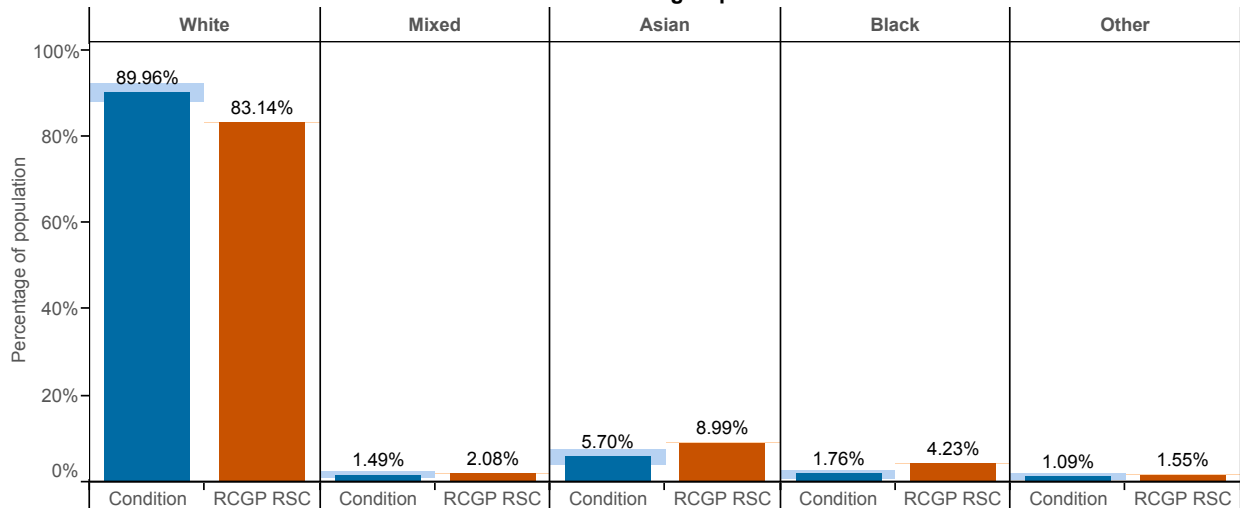
Age-sex profile



Index of Multiple Deprivation (IMD)

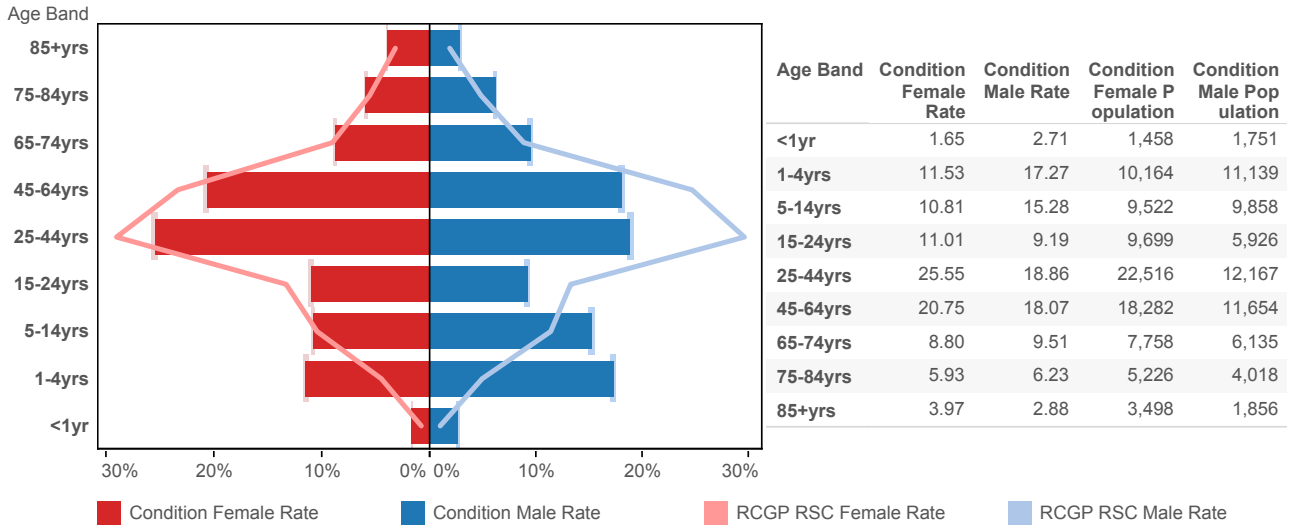


Ethnic group

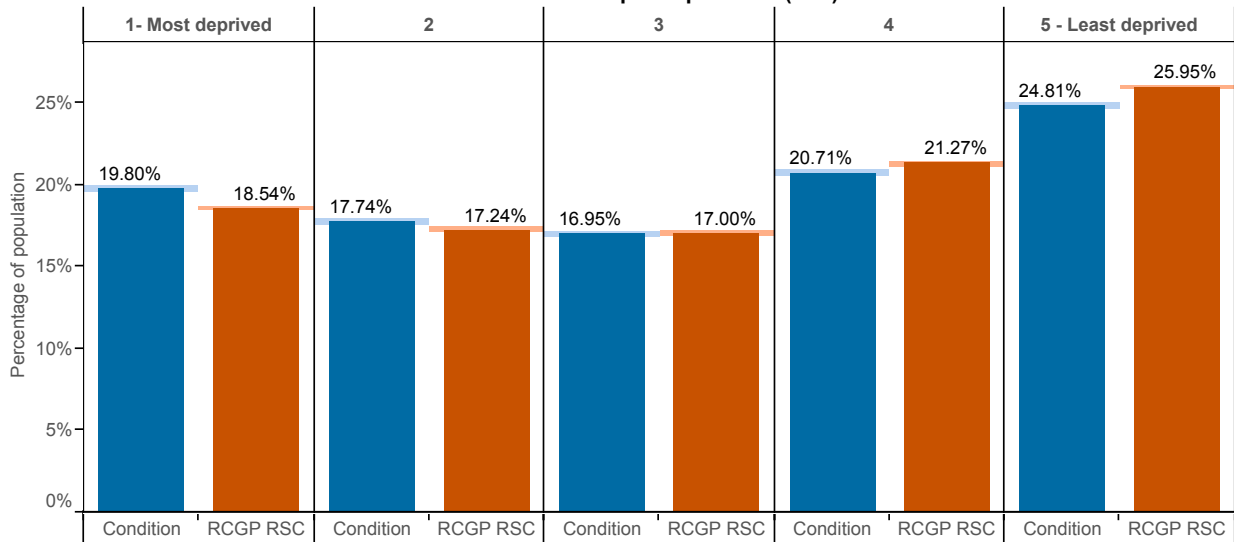


Respiratory disorders (ICD10 : J00-J99)

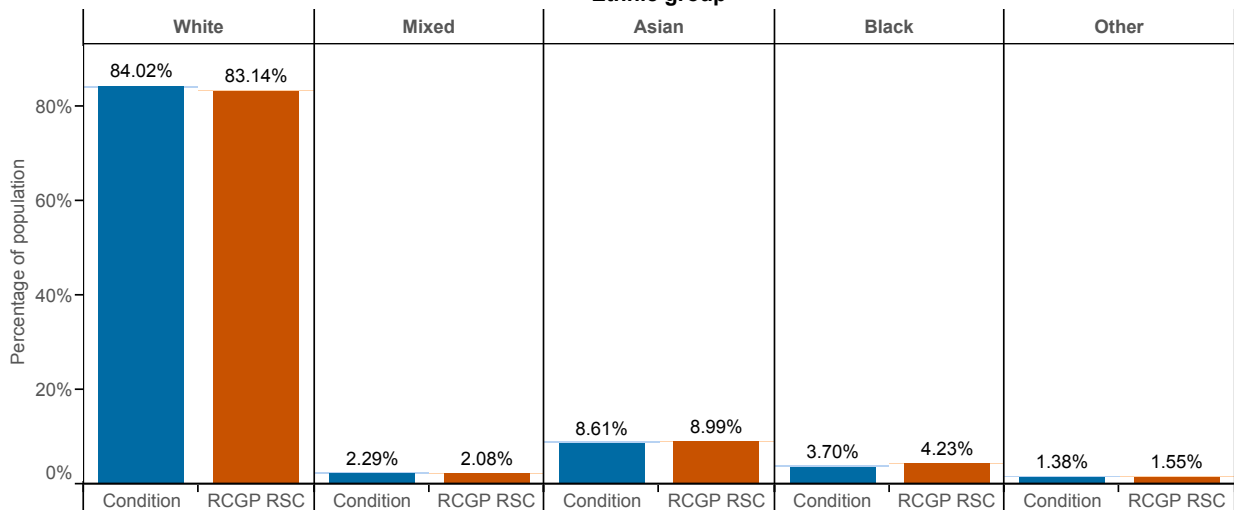
Age-sex profile



Index of Multiple Deprivation (IMD)

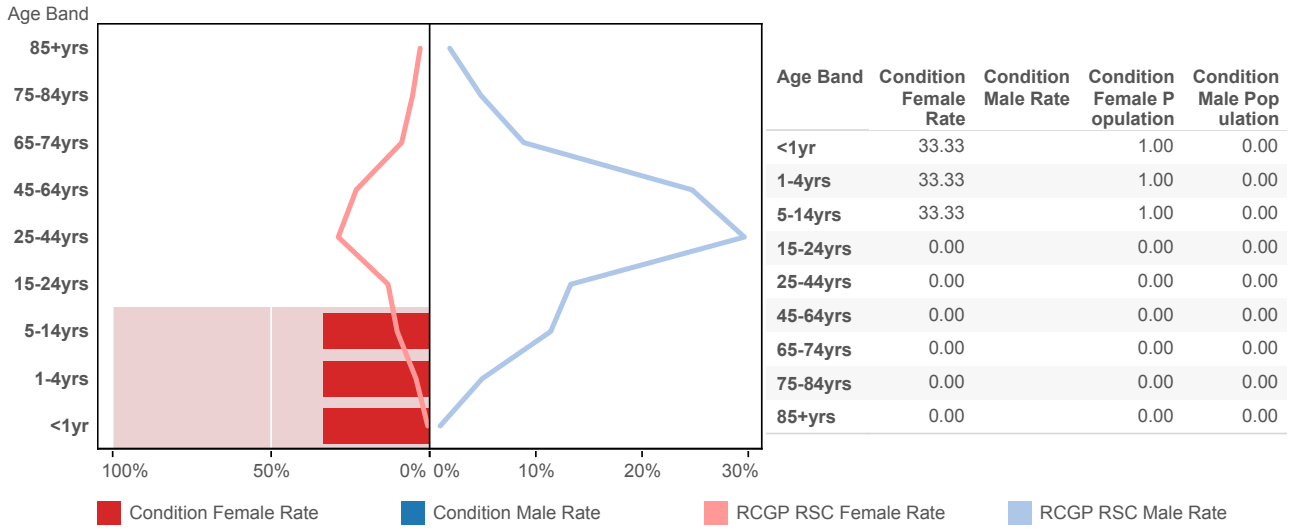


Ethnic group

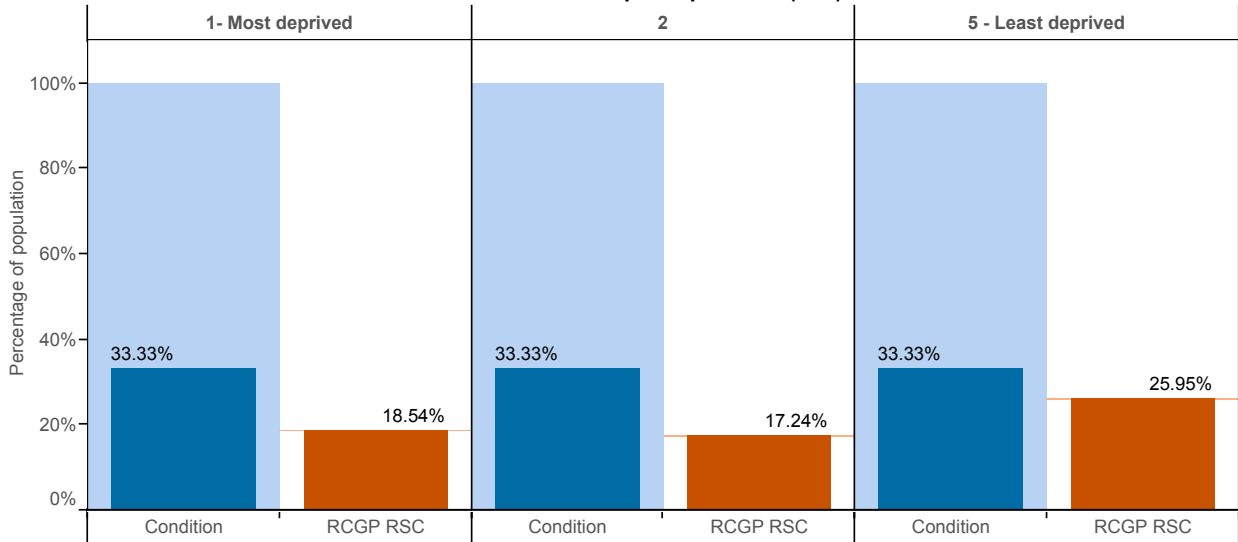


Rubella (ICD10 : B06)

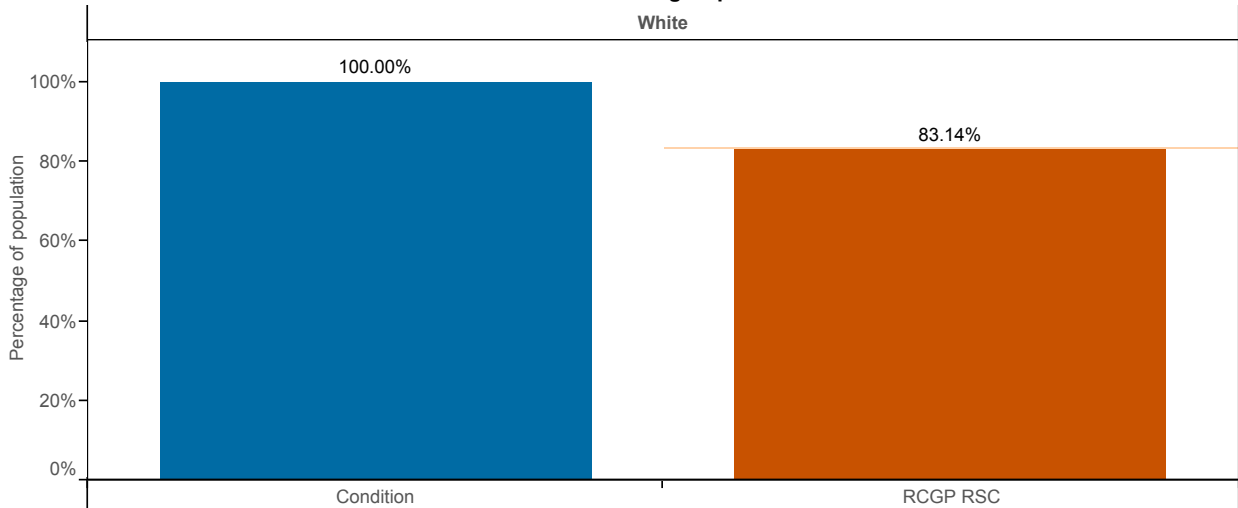
Age-sex profile



Index of Multiple Deprivation (IMD)

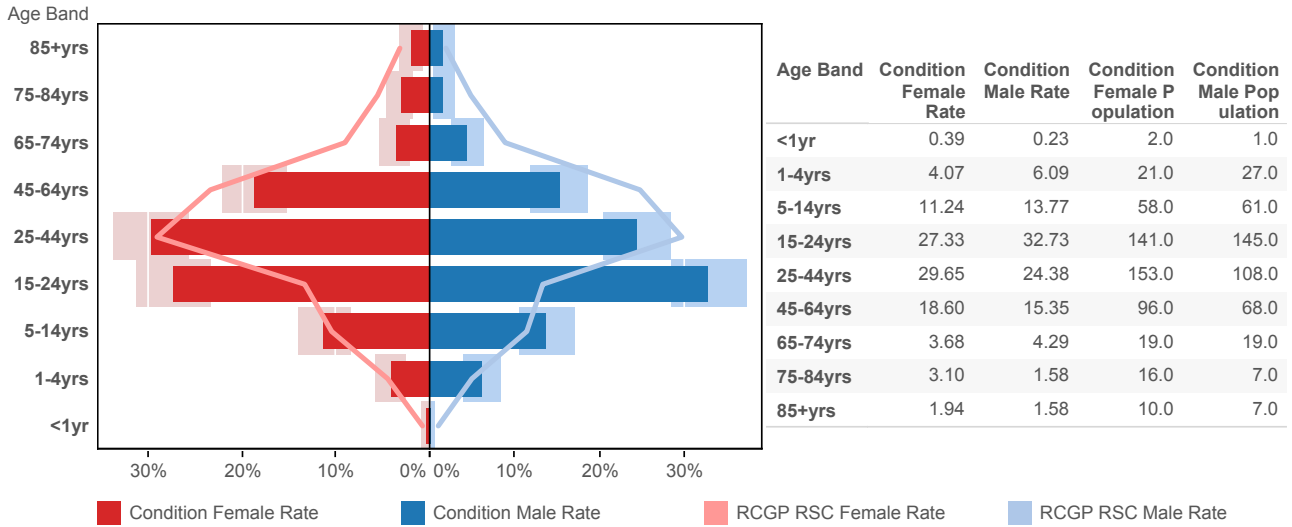


Ethnic group

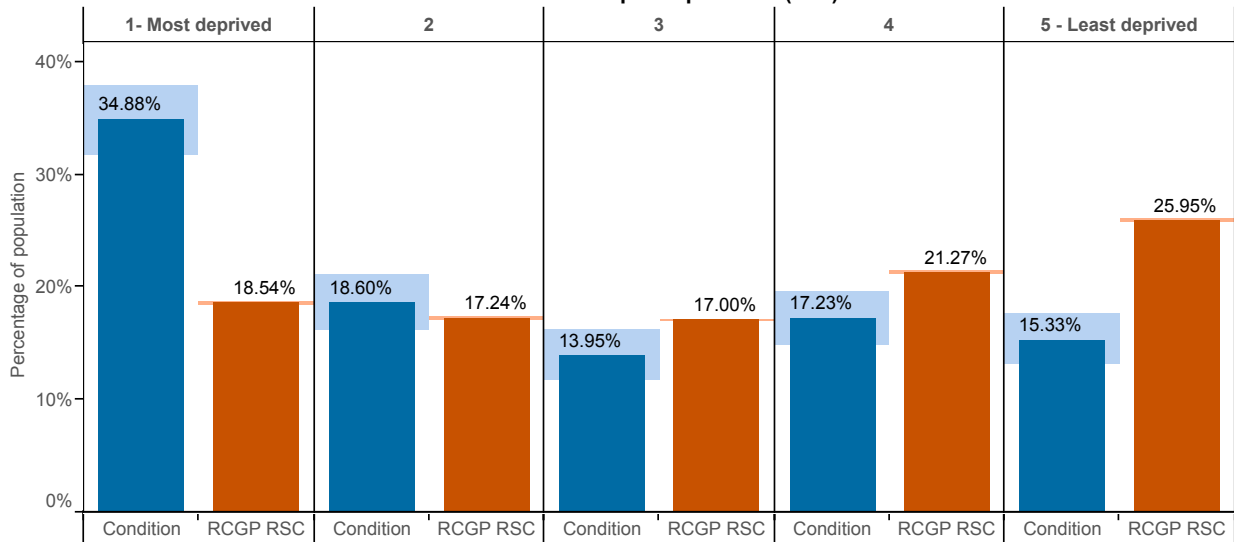


Scabies (ICD10 : B86)

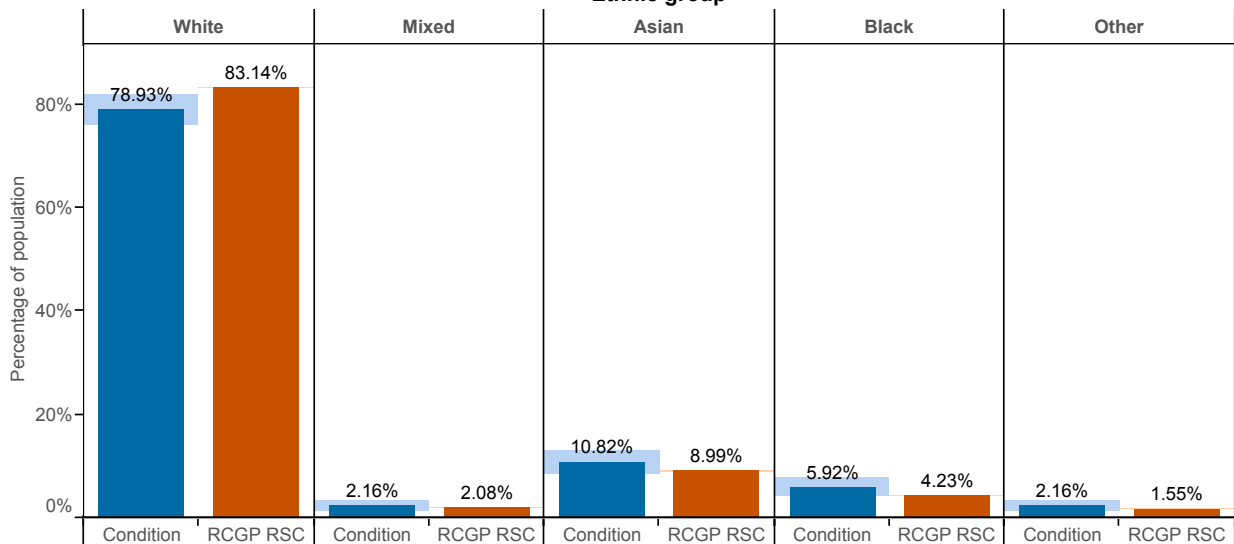
Age-sex profile



Index of Multiple Deprivation (IMD)

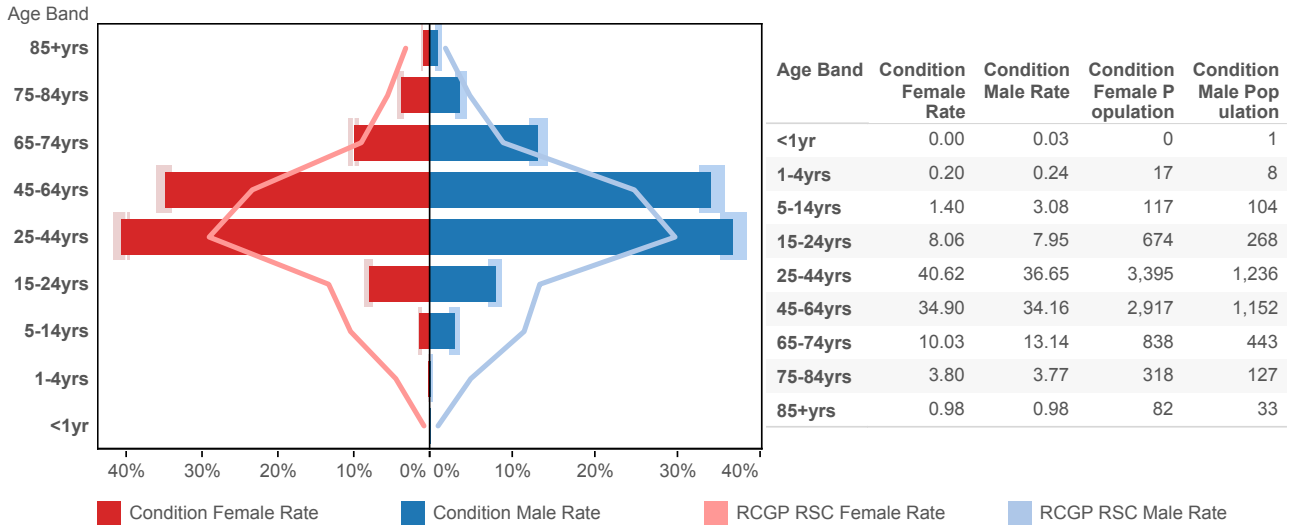


Ethnic group

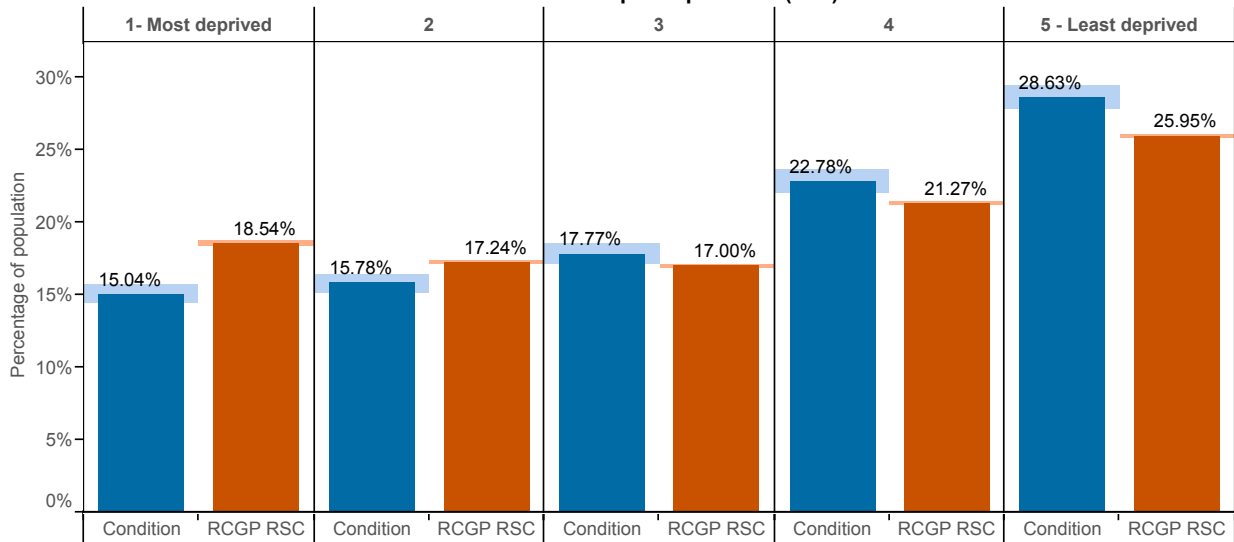


Acute Sinusitis (ICD10 : J01)

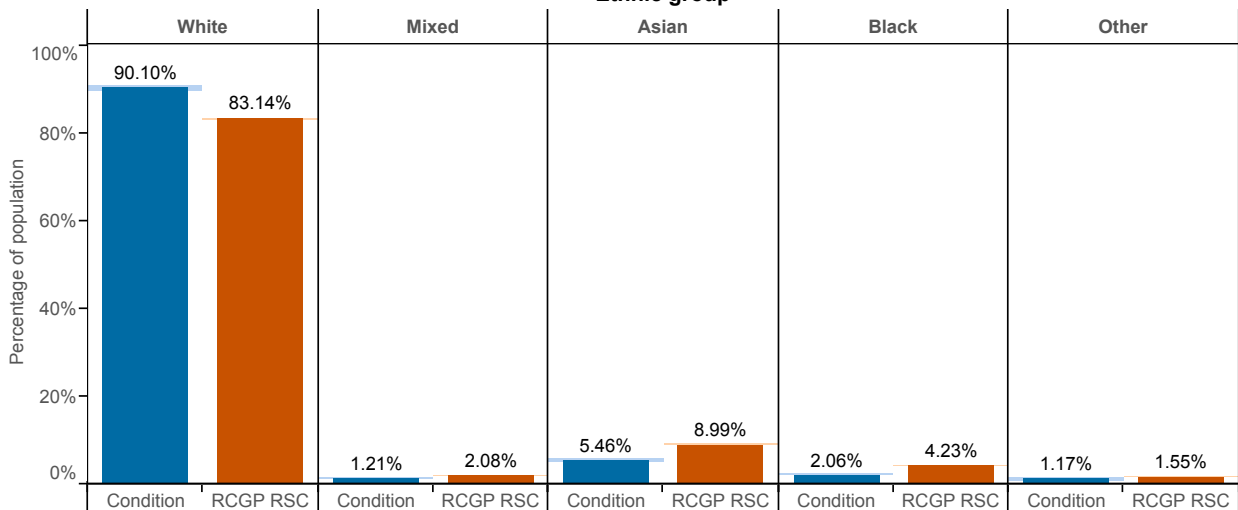
Age-sex profile



Index of Multiple Deprivation (IMD)

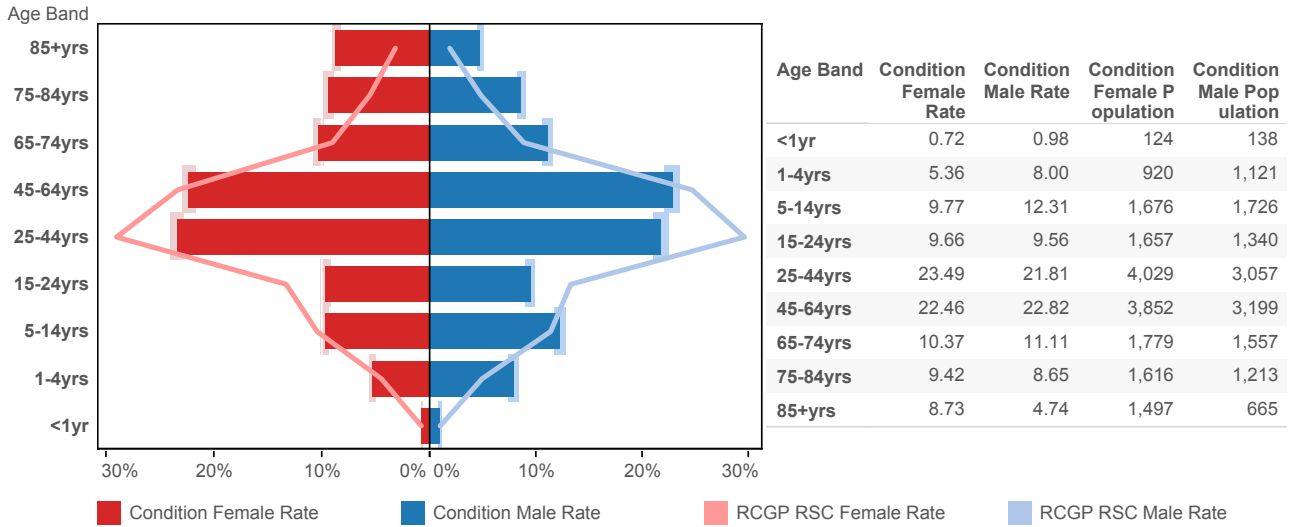


Ethnic group

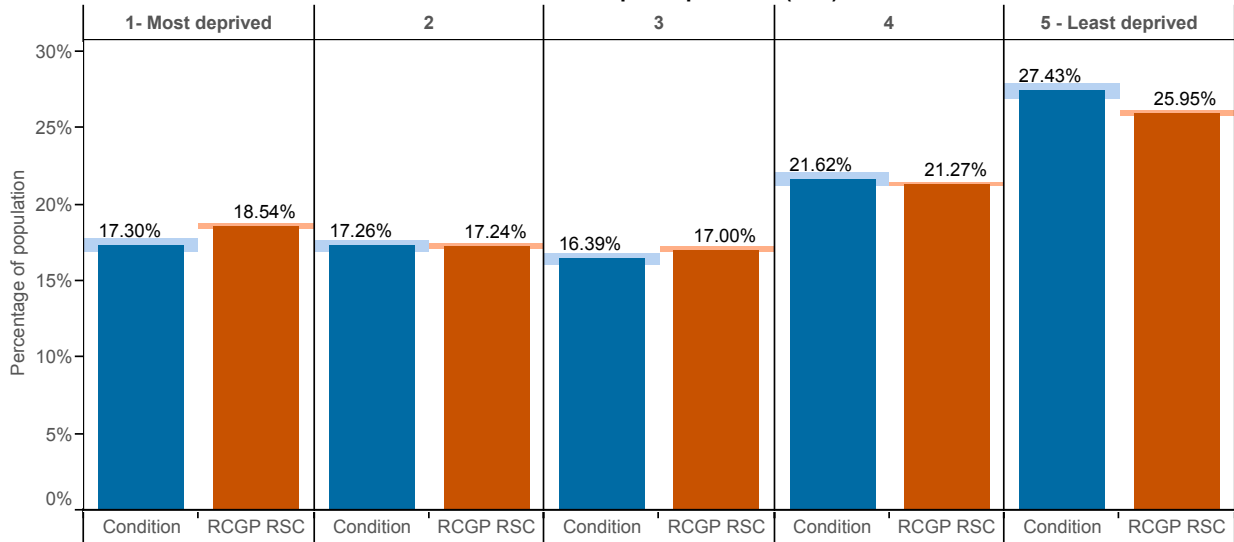


Skin / subcutaneous infections (ICD10 : L00 - L08)

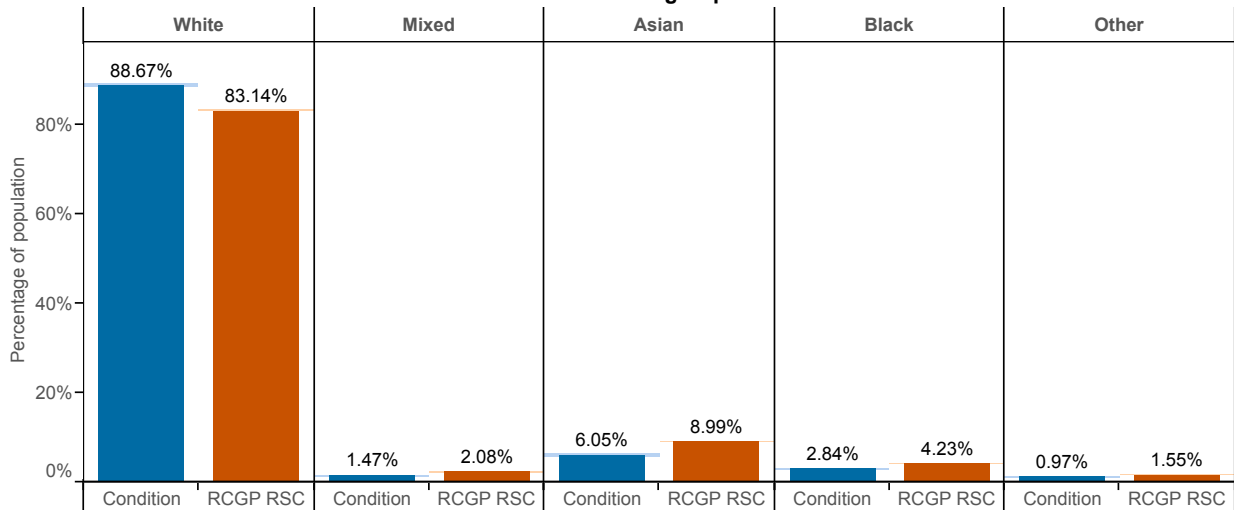
Age-sex profile



Index of Multiple Deprivation (IMD)

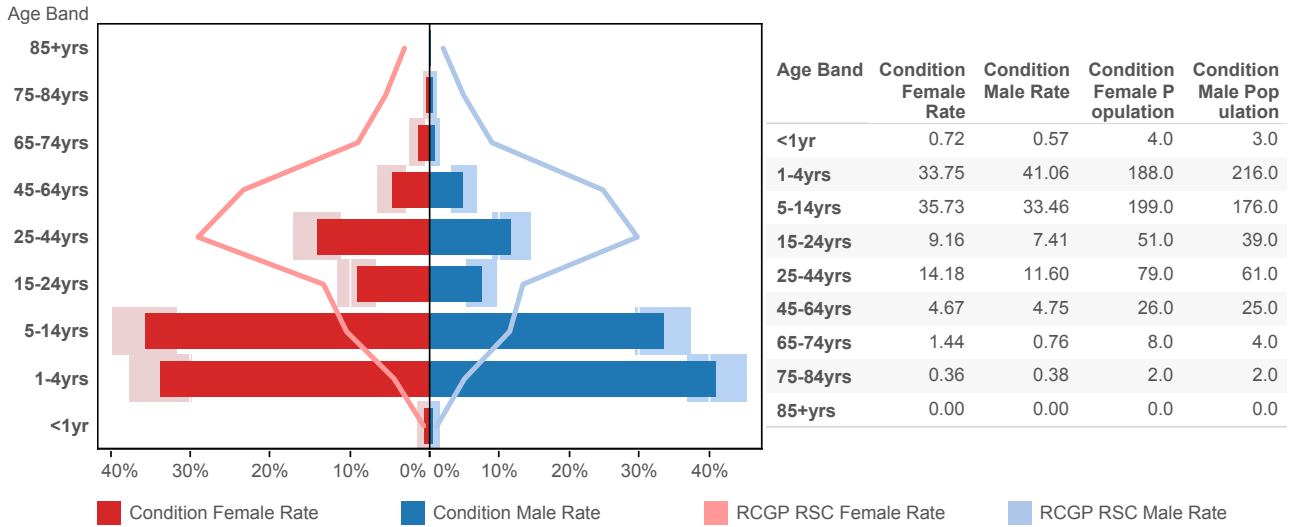


Ethnic group

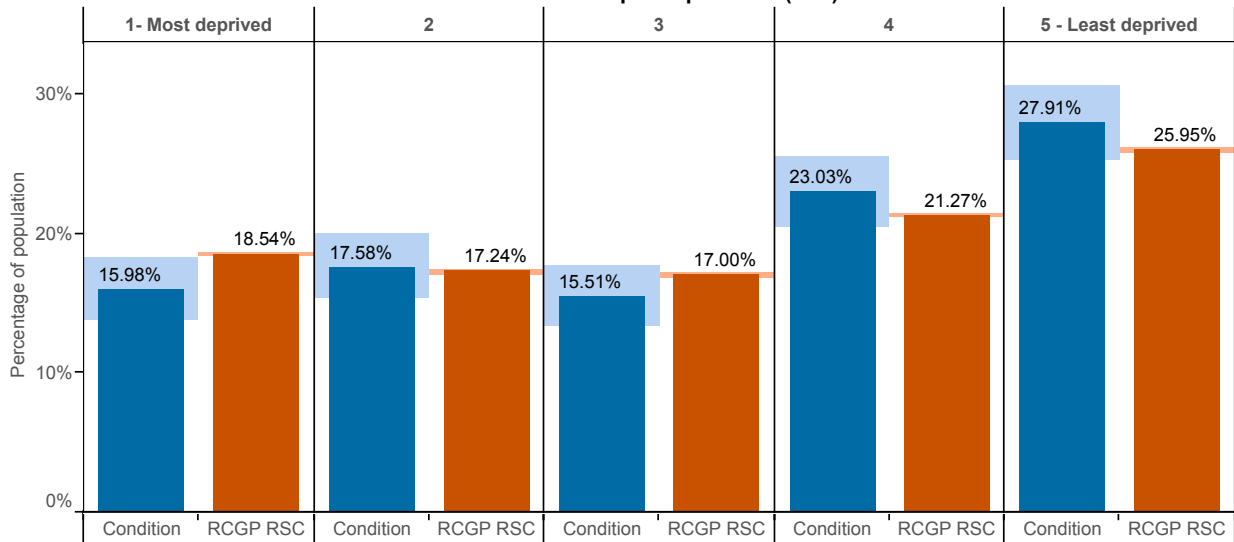


Strep throat / peritonsillar abscess (ICD10 : A38; J020; J36)

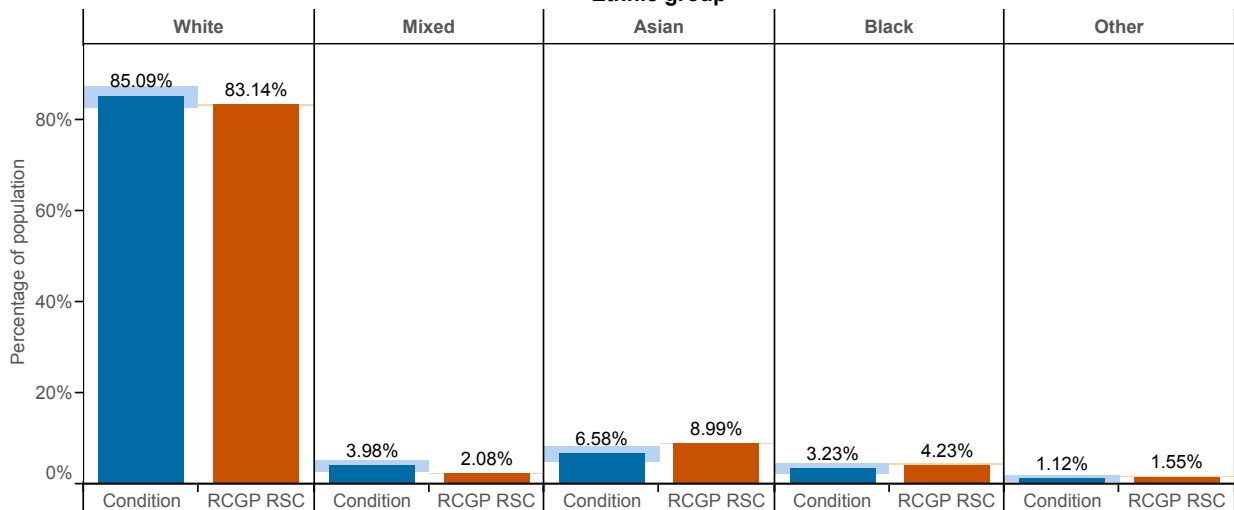
Age-sex profile



Index of Multiple Deprivation (IMD)

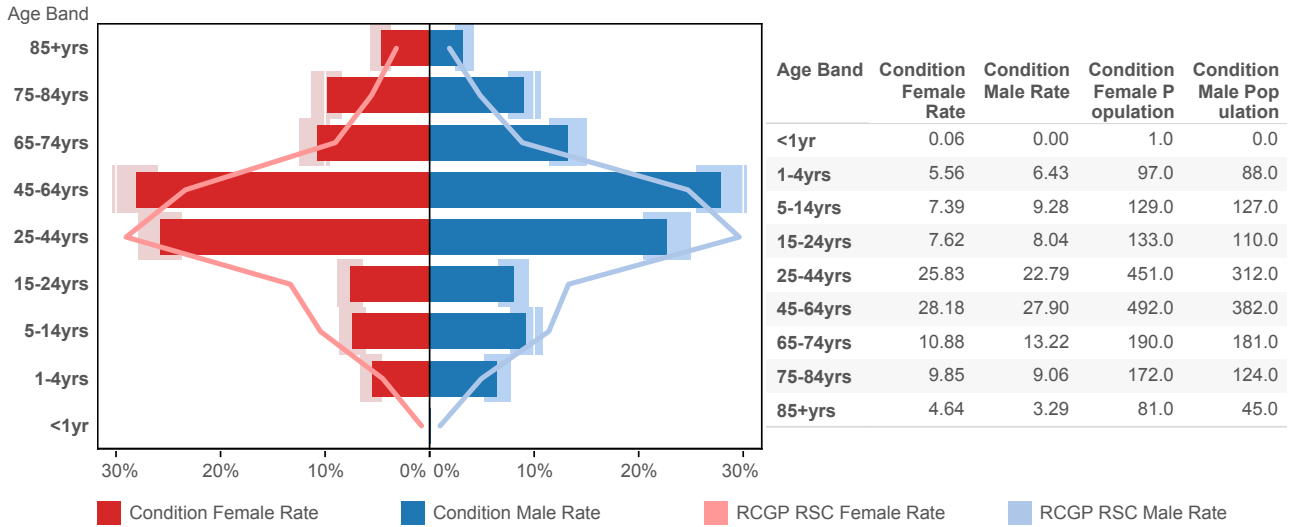


Ethnic group

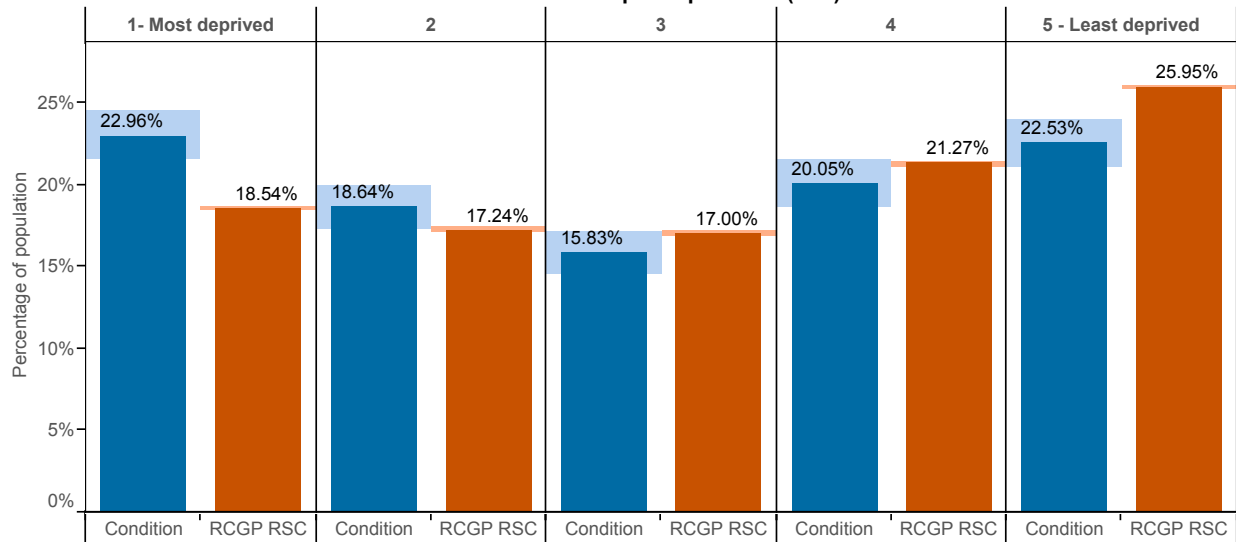


Musculoskeletal symptoms (ICD10 : R25 - R29)

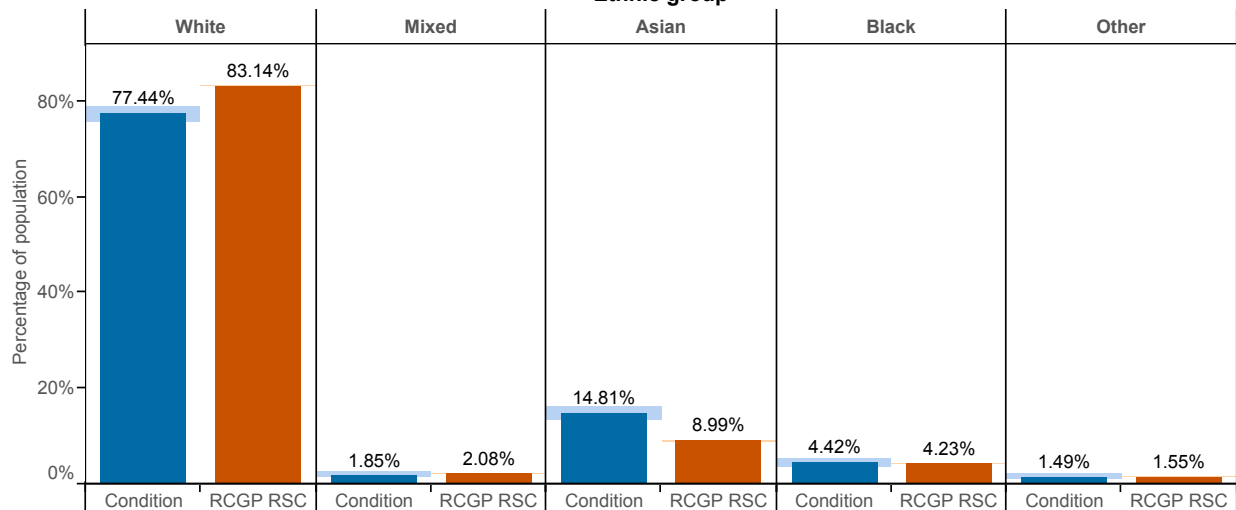
Age-sex profile



Index of Multiple Deprivation (IMD)

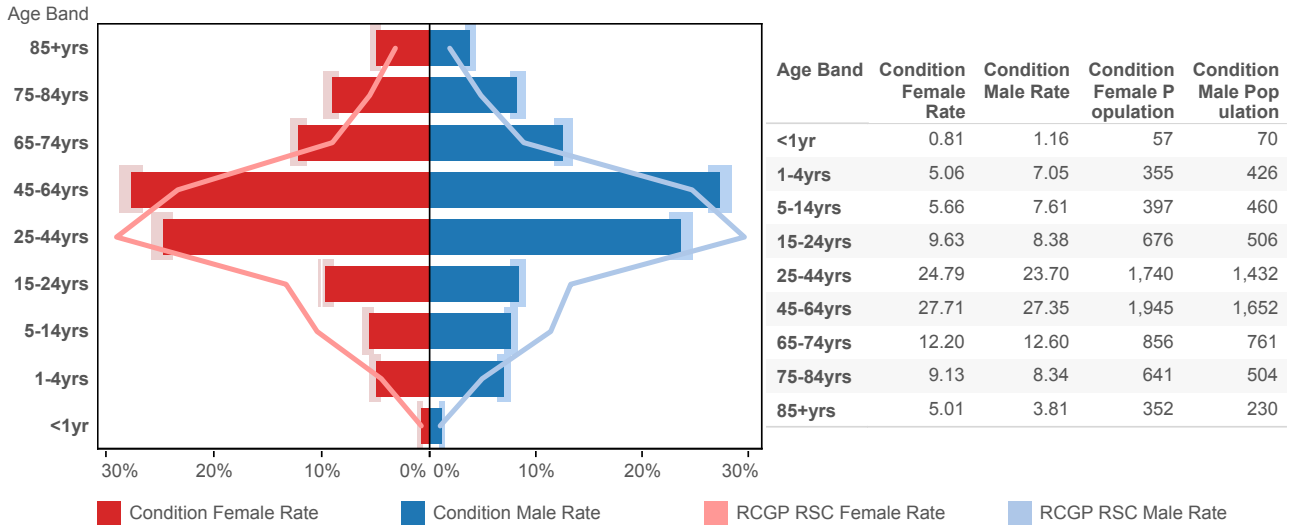


Ethnic group

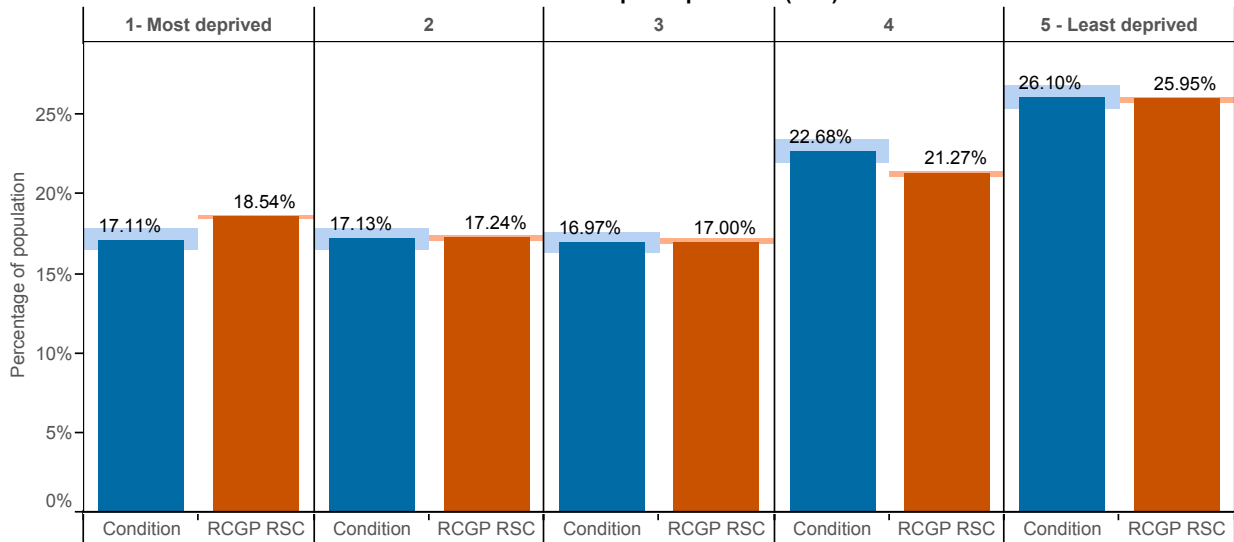


Respiratory / chest symptoms (ICD10 : R05 - R07; R09)

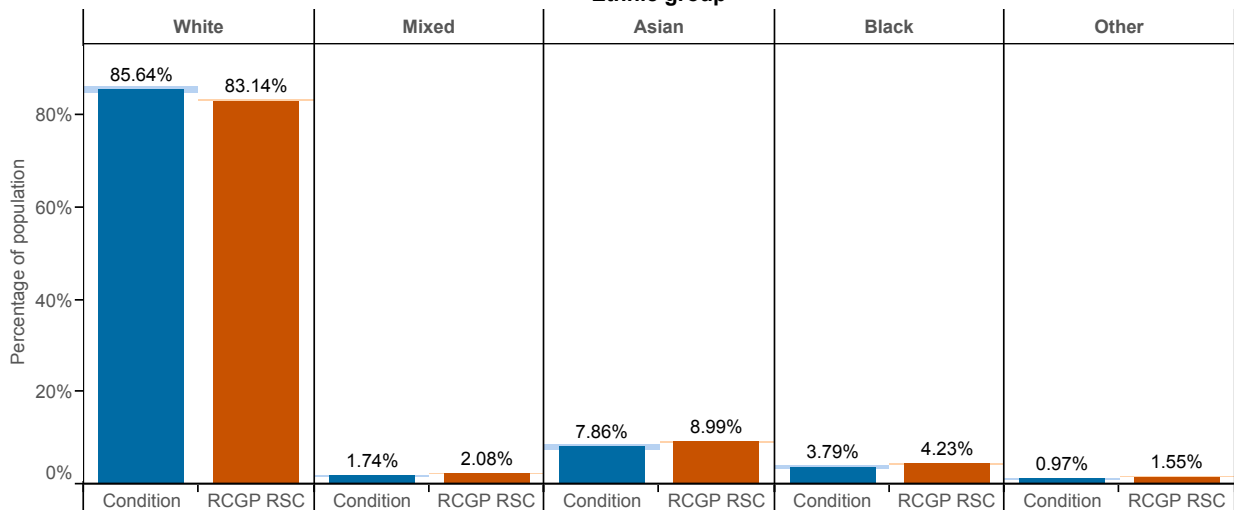
Age-sex profile



Index of Multiple Deprivation (IMD)

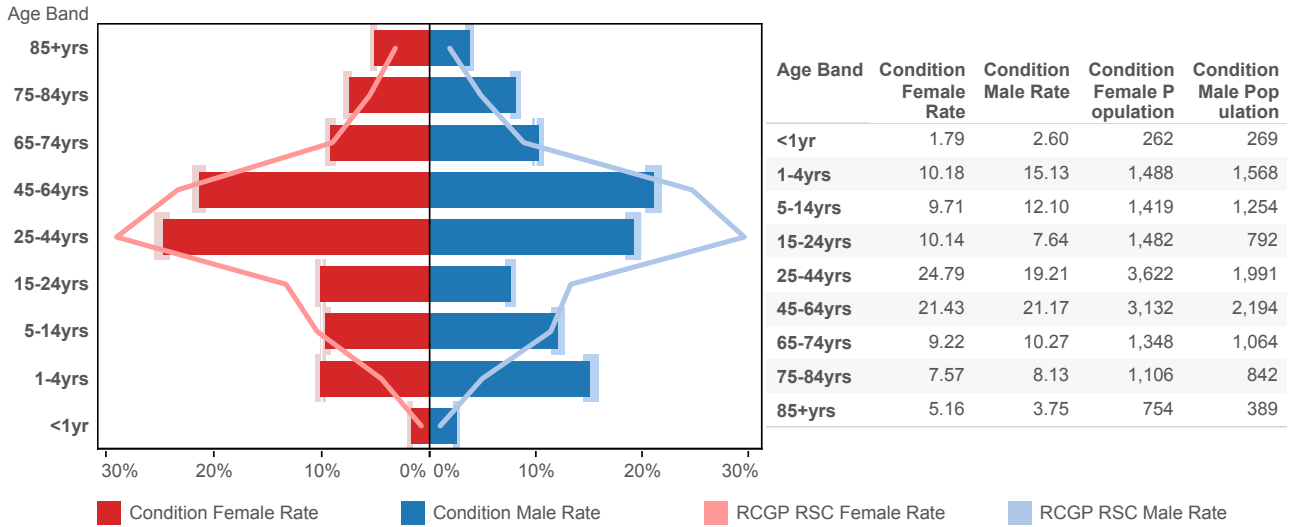


Ethnic group

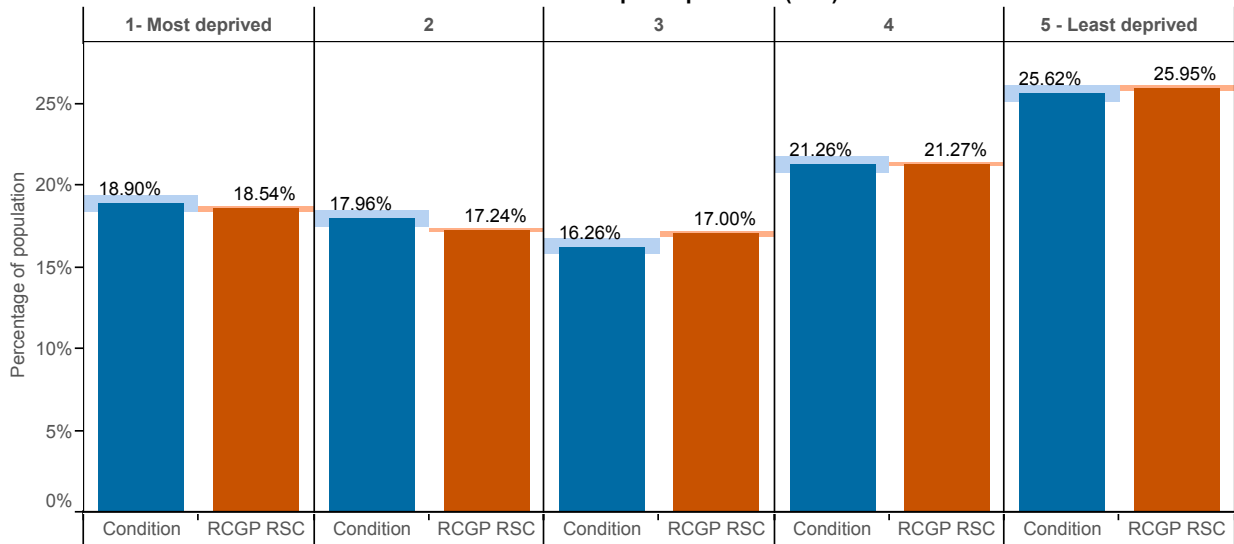


Skin symptoms (ICD10 : R20 - R23)

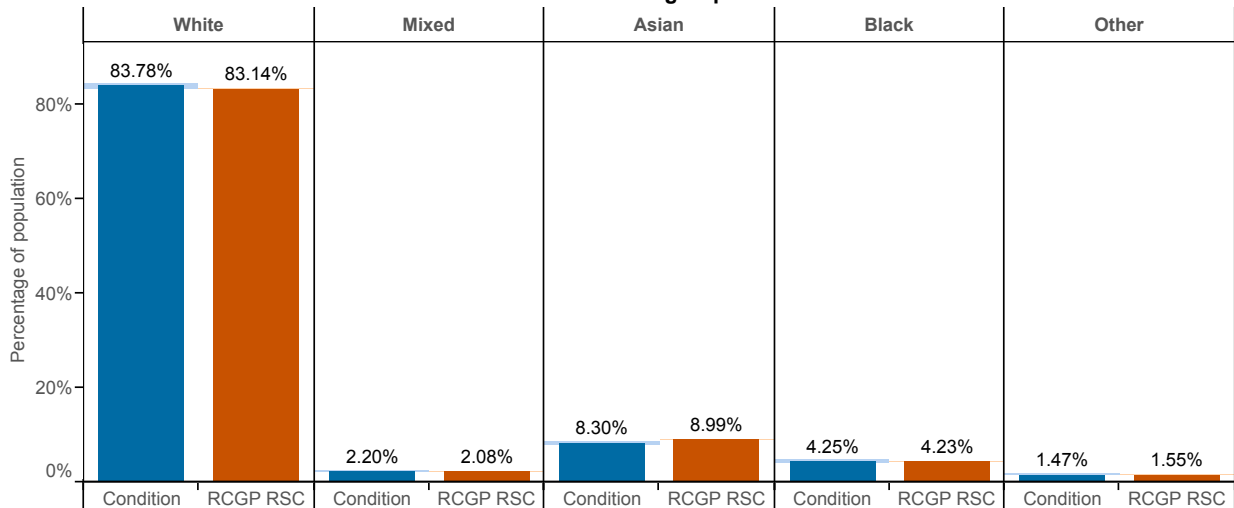
Age-sex profile



Index of Multiple Deprivation (IMD)

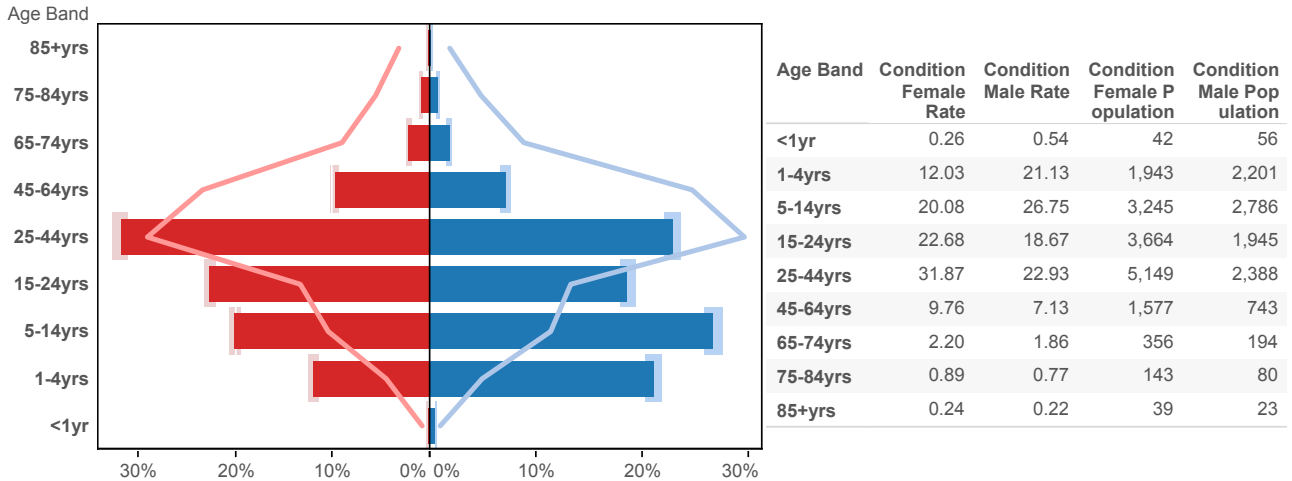


Ethnic group

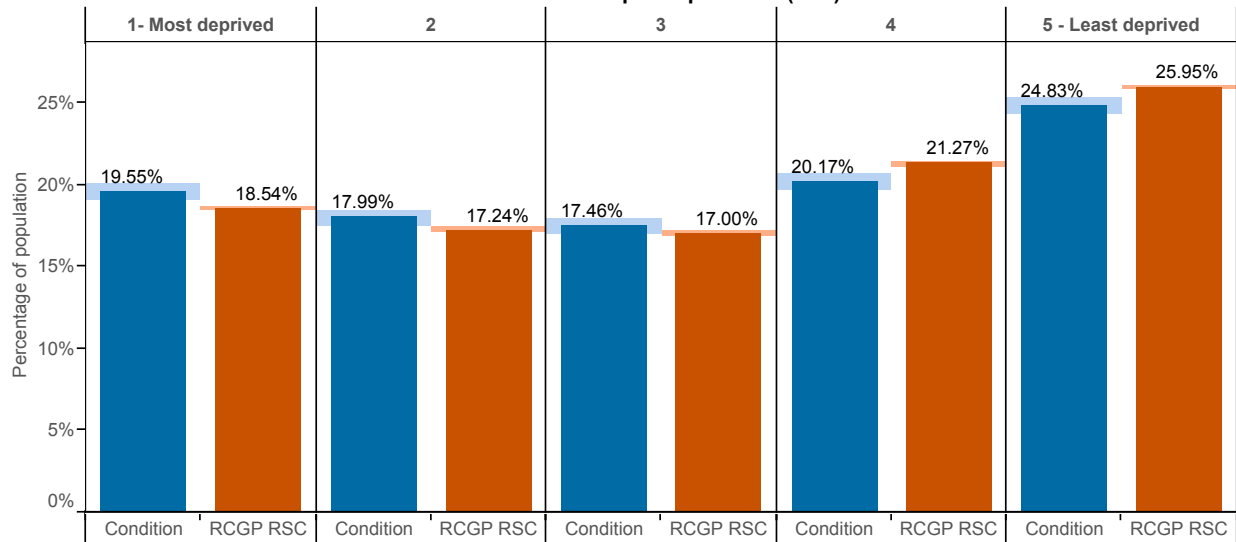


Tonsillitis / Pharyngitis (ICD10 : J02 - J03)

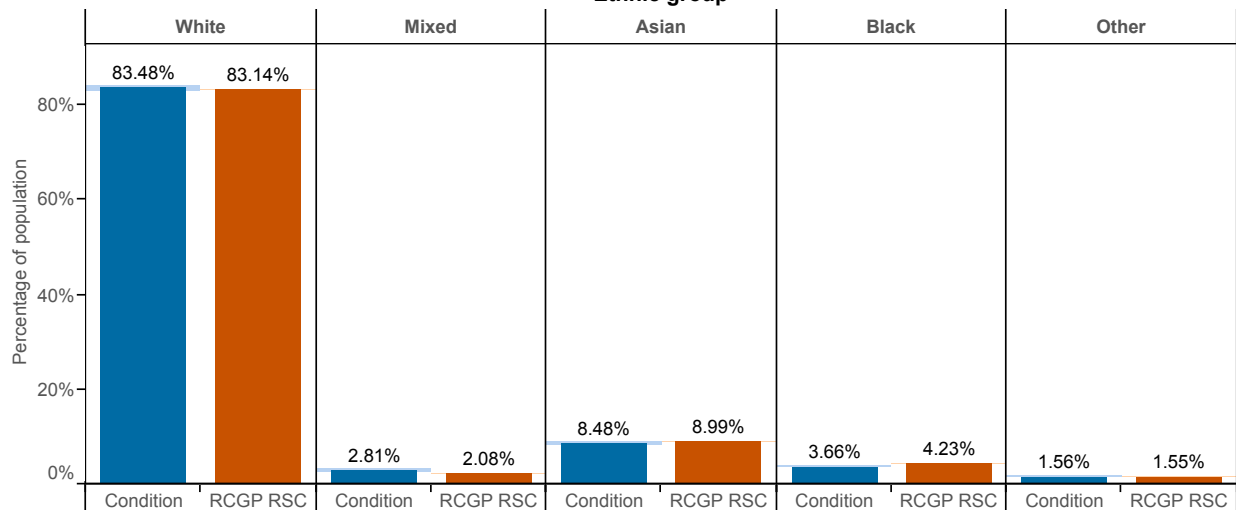
Age-sex profile



Index of Multiple Deprivation (IMD)

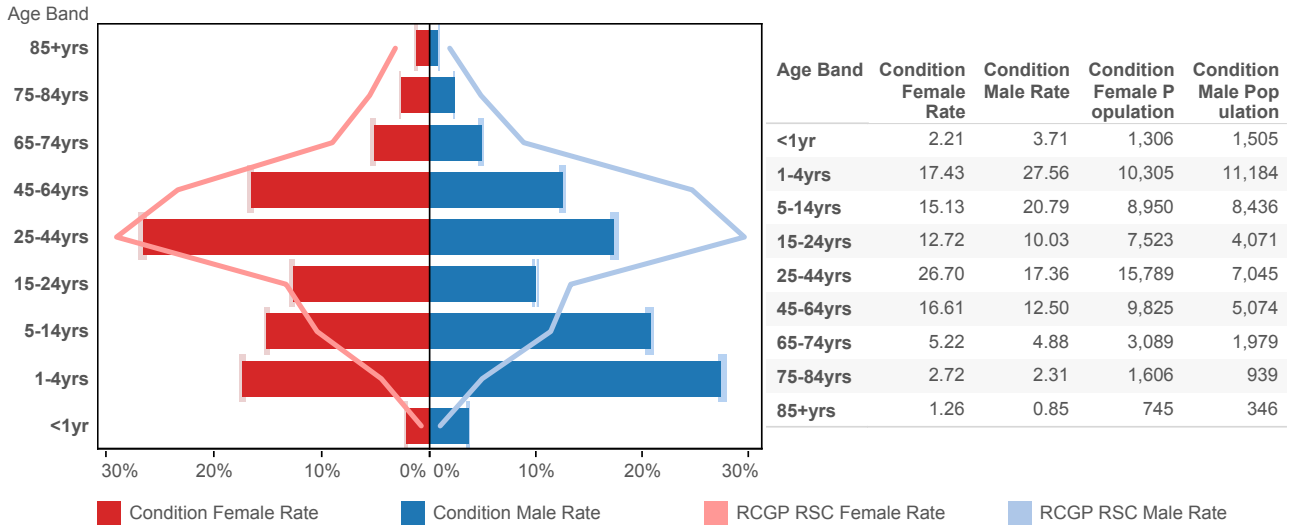


Ethnic group

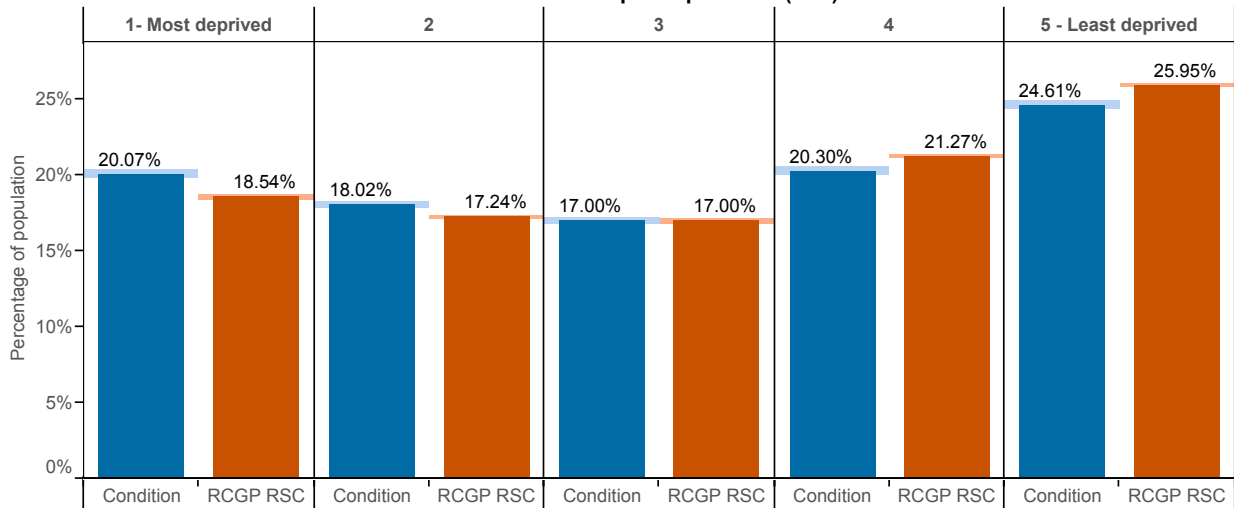


Upper Respiratory Tract Infections (ICD10 : J00 - J06)

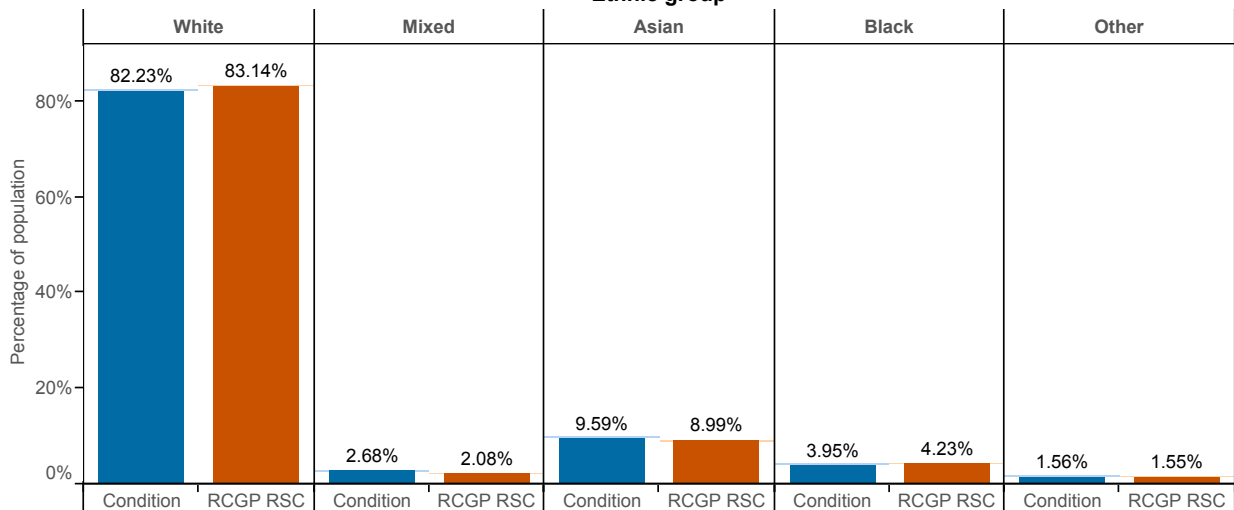
Age-sex profile



Index of Multiple Deprivation (IMD)

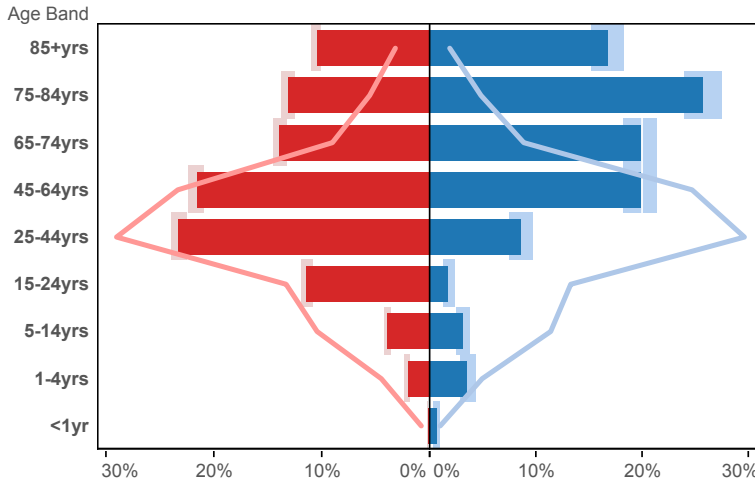


Ethnic group



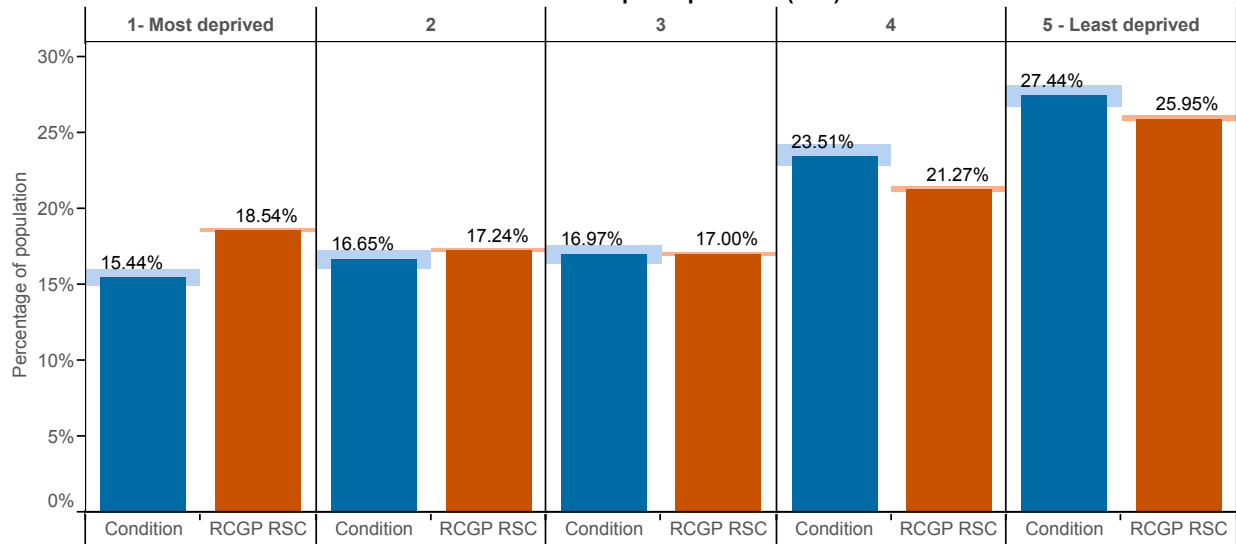
Urinary Tract Infections (ICD10 : N30; N390)

Age-sex profile

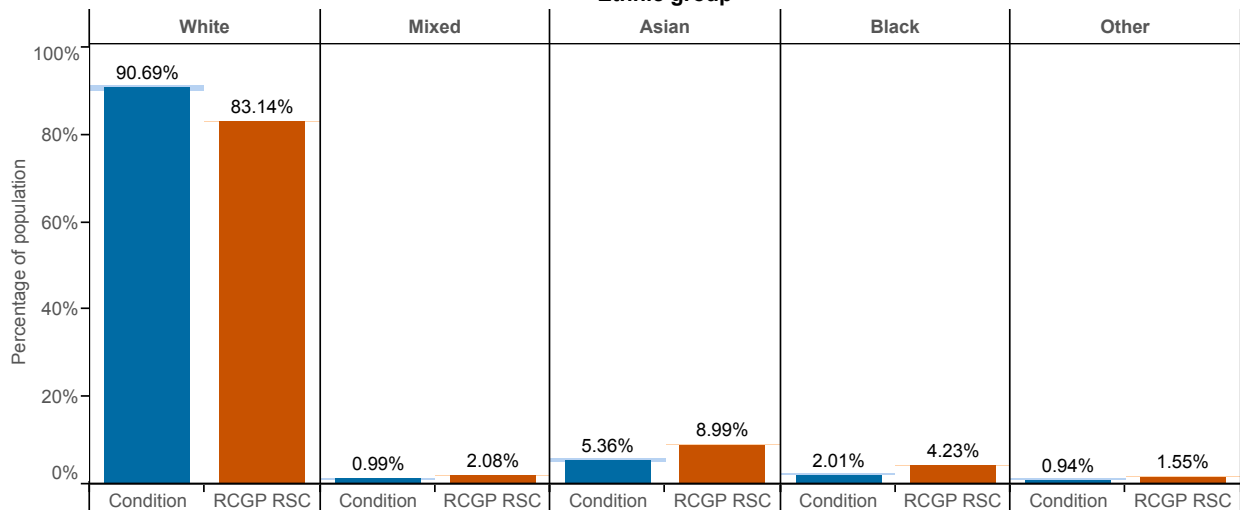


| Age Band | Condition Female Rate | Condition Male Rate | Condition Female Population | Condition Male Population |
|----------|-----------------------|---------------------|-----------------------------|---------------------------|
| <1yr | 0.14 | 0.69 | 18 | 17 |
| 1-4yrs | 2.06 | 3.54 | 262 | 87 |
| 5-14yrs | 3.89 | 3.17 | 494 | 78 |
| 15-24yrs | 11.42 | 1.79 | 1,451 | 44 |
| 25-44yrs | 23.26 | 8.58 | 2,956 | 211 |
| 45-64yrs | 21.68 | 19.85 | 2,755 | 488 |
| 65-74yrs | 13.92 | 19.80 | 1,769 | 487 |
| 75-84yrs | 13.16 | 25.78 | 1,672 | 634 |
| 85+yrs | 10.47 | 16.80 | 1,331 | 413 |

Index of Multiple Deprivation (IMD)

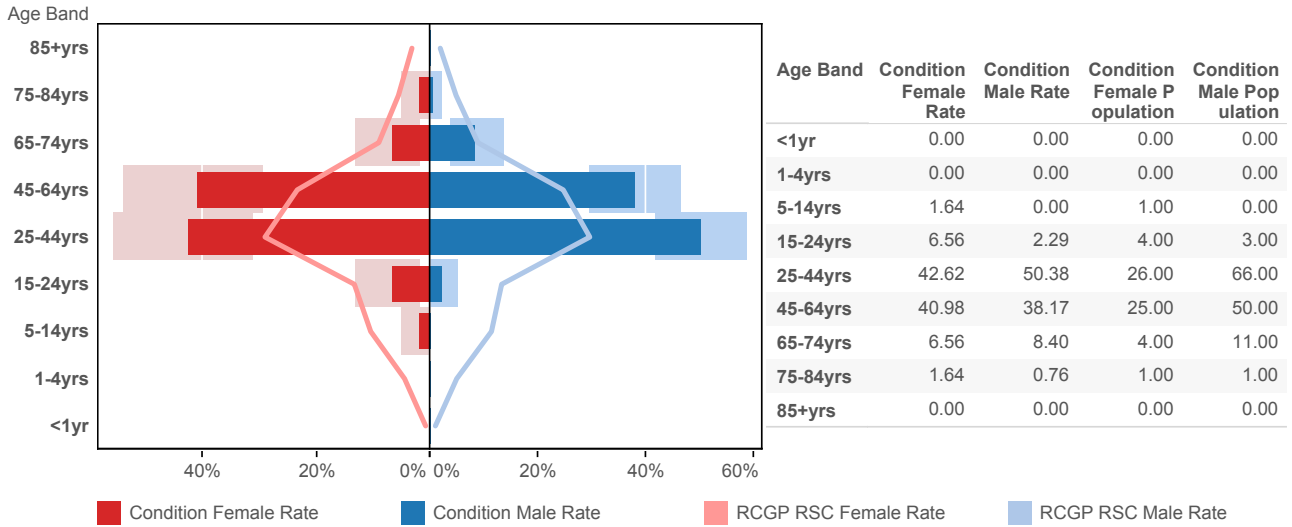


Ethnic group

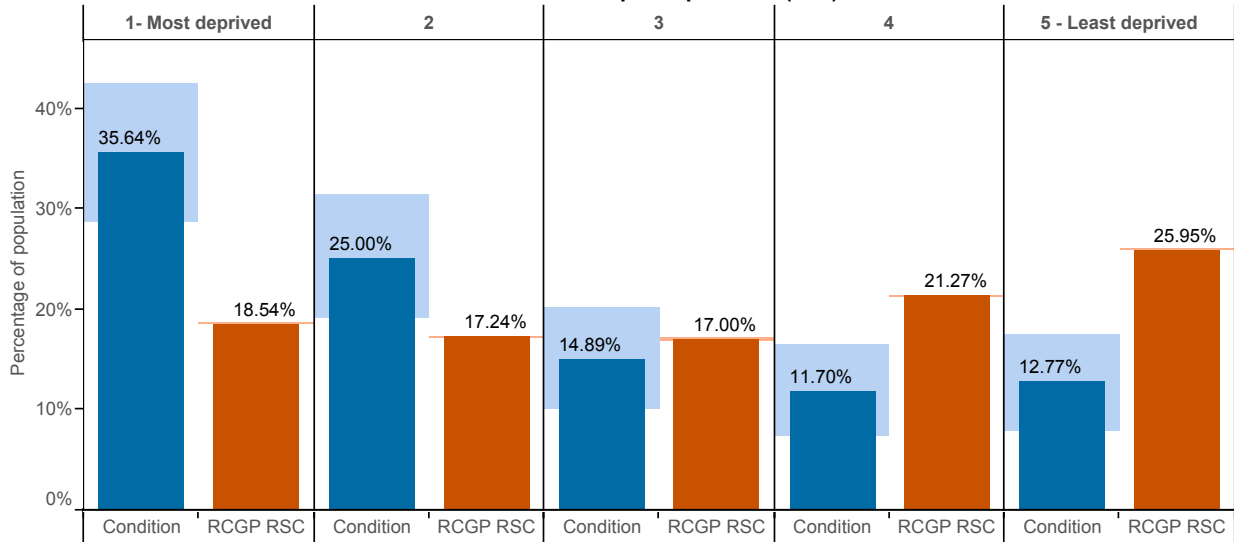


Viral Hepatitis (ICD10 : B15-B19)

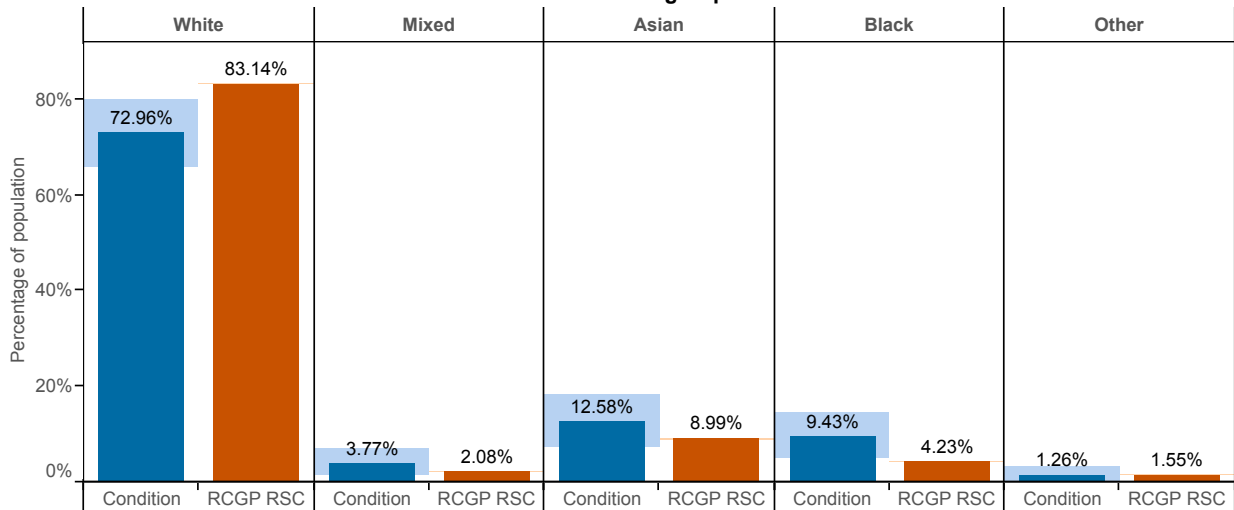
Age-sex profile



Index of Multiple Deprivation (IMD)

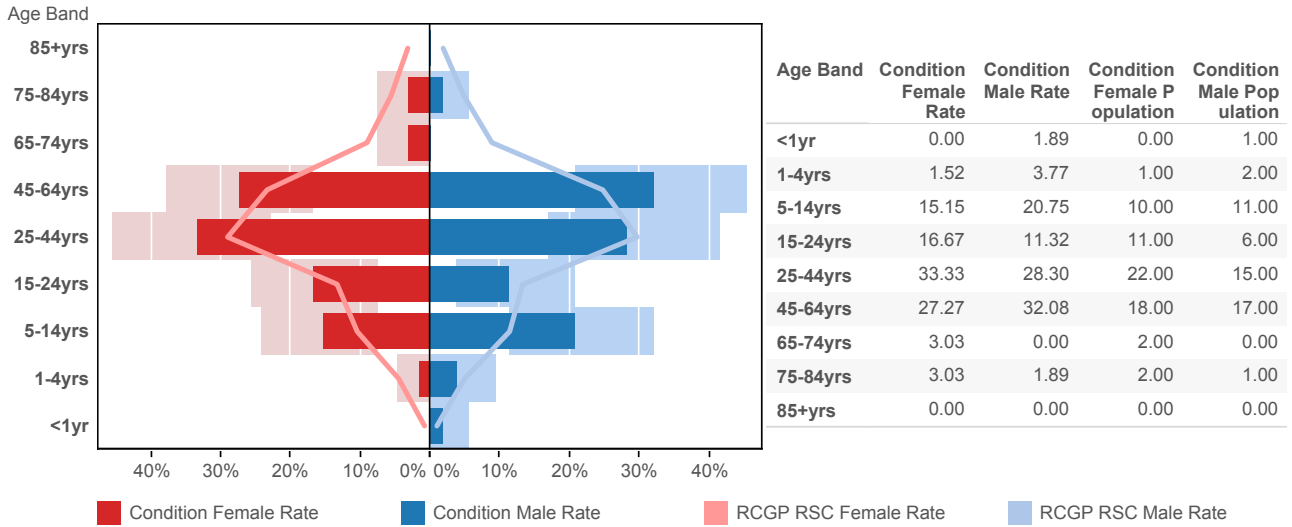


Ethnic group

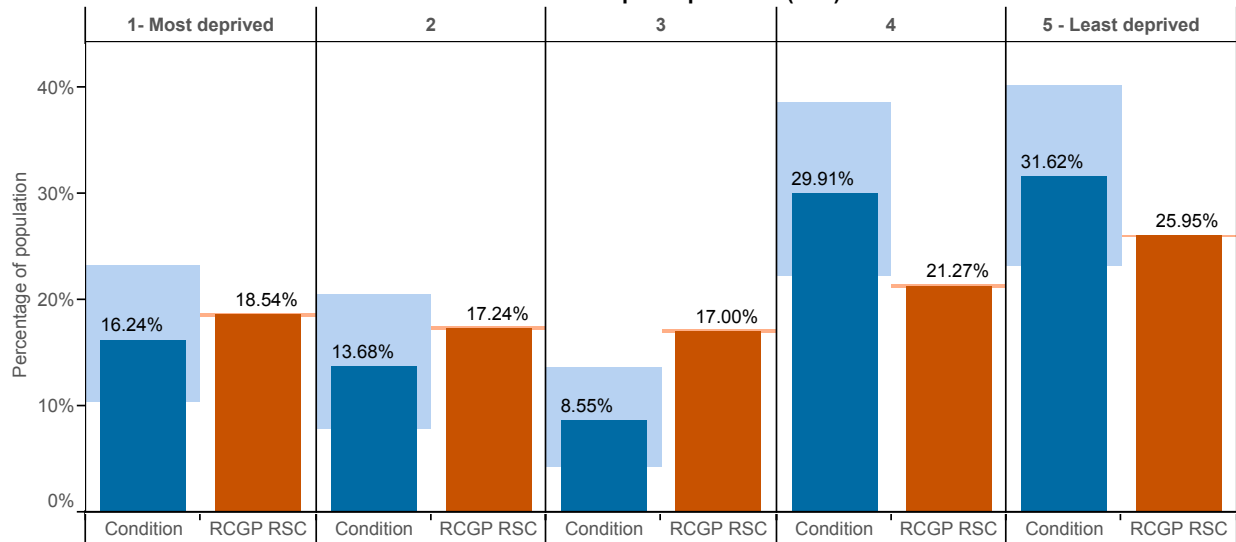


Pertussis (ICD10 : A37)

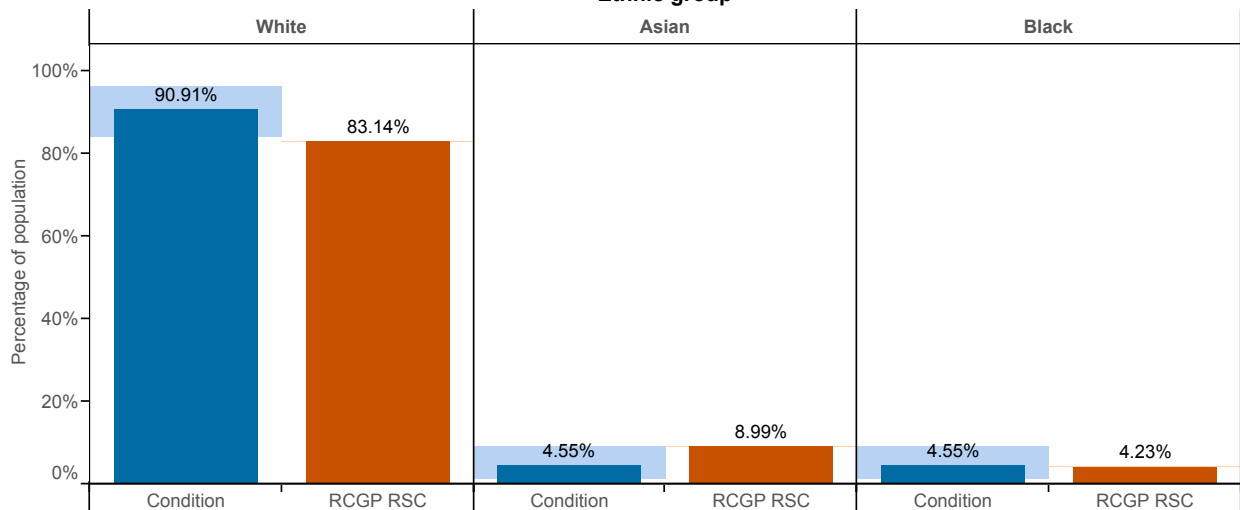
Age-sex profile



Index of Multiple Deprivation (IMD)



Ethnic group



15. Appendix C: Data tables

These data tables show the incidence of monitored diseases by age, gender and region, by 4-week period, quarter and year. We are also including disparities for each individual condition.

Mean weekly incidence rate per 100,000 Persons.

Acute Bronchitis (ICD10: J20-J21,J40)

| | | All ages | | | Male | | | | | | | | | Female | | | | | | | | |
|-----------------|-------|---------------|----------|----------|---------|---------|---------|----------|----------|----------|----------|----------|---------|--------|---------|---------|----------|----------|----------|----------|----------|---------|
| | | Male & Female | Male | Female | <1yr | 1-4yrs | 5-14yrs | 15-24yrs | 25-44yrs | 45-64yrs | 65-74yrs | 75-84yrs | 85+yrs | <1yr | 1-4yrs | 5-14yrs | 15-24yrs | 25-44yrs | 45-64yrs | 65-74yrs | 75-84yrs | 85+yrs |
| 4 weekly | 1 | 71.88 | 68.50 | 75.26 | 0.00 | 101.94 | 18.40 | 11.35 | 23.68 | 40.65 | 84.94 | 132.18 | 203.36 | 0.00 | 79.73 | 13.70 | 20.56 | 33.86 | 61.96 | 86.69 | 117.71 | 263.16 |
| | 2 | 57.61 | 55.93 | 59.30 | 0.00 | 74.19 | 18.78 | 8.75 | 15.04 | 27.33 | 63.25 | 110.39 | 185.64 | 0.00 | 52.07 | 12.40 | 16.71 | 25.41 | 45.29 | 68.50 | 104.22 | 209.08 |
| | 3 | 61.95 | 53.78 | 70.12 | 0.00 | 84.72 | 16.54 | 10.36 | 15.18 | 34.83 | 64.28 | 113.18 | 144.93 | 156.25 | 43.15 | 12.52 | 18.37 | 27.88 | 39.96 | 62.13 | 96.62 | 174.22 |
| | 4 | 55.44 | 60.51 | 50.37 | 79.03 | 55.23 | 10.03 | 16.53 | 21.52 | 32.06 | 59.20 | 99.16 | 171.86 | 0.00 | 33.44 | 9.12 | 22.20 | 20.72 | 40.84 | 63.01 | 93.45 | 170.52 |
| | 5 | 66.72 | 65.78 | 67.66 | 31.50 | 95.81 | 19.78 | 11.69 | 16.53 | 34.83 | 69.08 | 120.02 | 192.80 | 32.94 | 65.94 | 14.19 | 25.46 | 29.79 | 51.79 | 70.04 | 128.89 | 189.88 |
| | 6 | 106.79 | 101.53 | 112.05 | 90.71 | 156.39 | 26.23 | 16.68 | 30.23 | 53.53 | 94.21 | 170.15 | 275.68 | 94.69 | 133.08 | 19.51 | 27.02 | 51.56 | 92.09 | 108.39 | 181.00 | 301.13 |
| | 7 | 149.42 | 145.22 | 153.61 | 310.86 | 333.42 | 35.33 | 12.44 | 26.05 | 55.66 | 106.25 | 160.34 | 266.67 | 314.79 | 282.65 | 25.03 | 30.22 | 48.07 | 76.91 | 132.04 | 183.47 | 289.33 |
| | 8 | 246.01 | 269.86 | 222.17 | 1134.34 | 443.58 | 48.37 | 21.55 | 34.46 | 63.18 | 131.64 | 199.25 | 352.35 | 667.15 | 385.78 | 40.70 | 33.32 | 61.14 | 100.87 | 154.67 | 207.06 | 348.86 |
| | 9 | 203.87 | 217.22 | 190.53 | 673.58 | 174.48 | 44.45 | 35.15 | 44.43 | 92.34 | 181.86 | 288.13 | 420.54 | 314.58 | 169.35 | 40.41 | 34.11 | 66.56 | 136.31 | 197.73 | 300.20 | 455.48 |
| | 10 | 180.22 | 185.50 | 174.94 | 440.33 | 251.59 | 60.47 | 30.01 | 49.20 | 92.68 | 153.95 | 228.72 | 362.53 | 236.02 | 197.73 | 48.93 | 39.60 | 86.48 | 134.80 | 184.29 | 233.51 | 413.10 |
| | 11 | 165.23 | 164.11 | 166.36 | 329.84 | 189.03 | 39.68 | 30.35 | 44.12 | 90.98 | 154.86 | 223.26 | 374.85 | 235.77 | 175.67 | 42.95 | 37.43 | 82.07 | 125.06 | 170.90 | 242.61 | 384.79 |
| | 12 | 155.95 | 158.12 | 153.78 | 313.89 | 177.86 | 51.41 | 25.70 | 46.33 | 75.99 | 150.63 | 212.87 | 368.41 | 149.18 | 146.27 | 46.70 | 43.76 | 73.87 | 110.18 | 189.73 | 239.59 | 384.72 |
| | 13 | 107.04 | 106.25 | 107.84 | 232.09 | 120.82 | 20.26 | 14.50 | 27.50 | 49.39 | 115.44 | 127.79 | 248.43 | 164.70 | 99.59 | 23.60 | 17.82 | 46.31 | 67.38 | 127.91 | 187.75 | 235.50 |
| Quarter | 1 | 64.44 | 60.10 | 68.77 | 0.00 | 88.10 | 17.95 | 10.25 | 18.40 | 34.76 | 71.91 | 119.63 | 179.93 | 48.08 | 59.97 | 12.94 | 18.70 | 29.42 | 50.06 | 73.54 | 107.07 | 219.15 |
| | 2 | 79.46 | 78.53 | 80.39 | 68.94 | 116.06 | 19.86 | 14.39 | 23.02 | 41.51 | 75.56 | 131.70 | 215.74 | 42.05 | 89.95 | 15.34 | 25.38 | 34.52 | 61.70 | 85.90 | 139.39 | 229.30 |
| | 3 | 205.16 | 216.02 | 194.31 | 712.51 | 314.47 | 48.36 | 25.39 | 37.08 | 74.85 | 145.10 | 227.35 | 359.05 | 439.26 | 273.71 | 39.01 | 33.55 | 63.91 | 113.49 | 165.07 | 234.88 | 385.87 |
| | 4 | 146.19 | 147.66 | 144.73 | 313.28 | 171.14 | 38.37 | 24.37 | 41.44 | 74.99 | 142.85 | 189.36 | 333.16 | 184.45 | 145.04 | 38.43 | 34.11 | 70.47 | 104.82 | 166.59 | 223.19 | 335.43 |
| Year | 15/16 | 124.24 | 126.00 | 122.48 | 274.43 | 172.42 | 31.27 | 18.71 | 30.20 | 56.88 | 109.50 | 167.43 | 273.12 | 178.57 | 142.22 | 26.66 | 28.05 | 49.98 | 82.94 | 123.60 | 177.02 | 293.25 |
| Episodes | F/N | 43119.00 | 18637.00 | 24482.00 | 517.00 | 2419.00 | 1075.00 | 721.00 | 2541.00 | 4400.00 | 3020.00 | 2482.00 | 1462.00 | 309.00 | 1939.00 | 882.00 | 1066.00 | 4223.00 | 6350.00 | 3686.00 | 3173.00 | 2854.00 |

Mean weekly incidence rate per 100,000 Persons.

Acute Bronchitis (ICD10: J20-J21,J40)

| | | | All ages | | | Male | | | | | | | | Female | | | | | | | | | |
|-------------------|----------|-------|---------------|----------|----------|--------|--------|---------|----------|----------|----------|----------|----------|--------|--------|--------|---------|----------|----------|----------|----------|----------|----------|
| | | | Male & Female | Male | Female | <1yr | 1-4yrs | 5-14yrs | 15-24yrs | 25-44yrs | 45-64yrs | 65-74yrs | 75-84yrs | 85+yrs | <1yr | 1-4yrs | 5-14yrs | 15-24yrs | 25-44yrs | 45-64yrs | 65-74yrs | 75-84yrs | 85+yrs |
| North | Quarter | 1 | 86.54 | 72.71 | 100.37 | 0.00 | 105.64 | 15.87 | 12.13 | 27.26 | 43.78 | 89.94 | 144.40 | 215.38 | 192.31 | 75.58 | 11.61 | 25.42 | 46.55 | 68.49 | 97.22 | 152.38 | 233.72 |
| | | 2 | 91.00 | 92.39 | 89.61 | 122.19 | 116.27 | 15.71 | 18.82 | 28.31 | 50.64 | 86.51 | 160.02 | 233.04 | 23.46 | 102.45 | 15.29 | 25.22 | 43.42 | 75.14 | 97.97 | 152.55 | 270.96 |
| | | 3 | 215.85 | 222.71 | 209.00 | 723.95 | 298.57 | 44.88 | 25.29 | 39.65 | 87.32 | 155.24 | 244.81 | 384.64 | 464.74 | 271.27 | 36.11 | 33.87 | 70.10 | 139.09 | 177.15 | 257.46 | 431.22 |
| | | 4 | 158.85 | 163.51 | 154.20 | 420.83 | 174.62 | 38.43 | 24.63 | 47.77 | 78.63 | 144.30 | 200.36 | 342.01 | 237.72 | 125.30 | 38.81 | 33.06 | 80.36 | 114.94 | 172.72 | 231.82 | 353.06 |
| | Year | 15/16 | 138.45 | 138.31 | 138.59 | 318.71 | 173.79 | 28.91 | 20.30 | 35.97 | 65.35 | 119.47 | 187.64 | 294.68 | 229.71 | 143.30 | 25.71 | 29.46 | 60.49 | 99.71 | 136.95 | 199.18 | 322.82 |
| | Episodes | F/N | 15,394.00 | 6,558.00 | 8,836.00 | 193.00 | 707.00 | 297.00 | 280.00 | 880.00 | 1,619.00 | 1,145.00 | 945.00 | 492.00 | 107.00 | 562.00 | 256.00 | 409.00 | 1,425.00 | 2,443.00 | 1,408.00 | 1,224.00 | 1,002.00 |
| South | Quarter | 1 | 53.52 | 53.80 | 53.24 | 0.00 | 86.60 | 19.24 | 6.89 | 15.57 | 30.17 | 63.00 | 105.27 | 157.49 | 0.00 | 50.30 | 12.72 | 15.89 | 24.85 | 41.98 | 55.13 | 82.49 | 195.75 |
| | | 2 | 73.78 | 71.70 | 75.86 | 35.94 | 116.31 | 18.89 | 11.32 | 20.85 | 32.29 | 69.71 | 101.21 | 238.78 | 35.71 | 95.92 | 15.09 | 21.05 | 31.17 | 44.97 | 80.53 | 122.79 | 235.48 |
| | | 3 | 218.00 | 232.83 | 203.17 | 957.09 | 317.74 | 50.62 | 25.00 | 39.36 | 71.80 | 120.21 | 208.70 | 304.91 | 589.45 | 324.59 | 37.70 | 35.35 | 61.09 | 94.08 | 140.61 | 183.00 | 362.66 |
| | | 4 | 146.23 | 143.18 | 149.28 | 299.05 | 201.33 | 40.20 | 20.36 | 42.38 | 66.75 | 128.17 | 180.28 | 310.10 | 247.85 | 175.03 | 37.91 | 34.63 | 70.29 | 97.86 | 163.94 | 192.54 | 323.47 |
| | Year | 15/16 | 123.32 | 125.71 | 120.93 | 322.57 | 180.89 | 32.39 | 15.98 | 29.78 | 50.56 | 95.90 | 149.46 | 253.90 | 218.81 | 161.72 | 26.08 | 26.88 | 47.29 | 70.25 | 111.07 | 146.10 | 280.17 |
| | Episodes | F/N | 9,937.00 | 4,348.00 | 5,589.00 | 124.00 | 578.00 | 270.00 | 153.00 | 542.00 | 966.00 | 724.00 | 602.00 | 389.00 | 85.00 | 487.00 | 205.00 | 241.00 | 847.00 | 1,343.00 | 887.00 | 712.00 | 782.00 |
| London | Quarter | 1 | 58.52 | 54.84 | 62.21 | 0.00 | 85.49 | 20.11 | 6.51 | 11.16 | 29.66 | 69.27 | 90.79 | 180.58 | 0.00 | 64.34 | 16.76 | 14.36 | 17.08 | 42.16 | 71.58 | 103.66 | 229.92 |
| | | 2 | 79.73 | 81.03 | 78.43 | 117.63 | 114.78 | 23.74 | 8.98 | 18.80 | 42.45 | 78.19 | 142.61 | 182.04 | 68.54 | 89.53 | 16.59 | 24.42 | 23.42 | 66.65 | 82.73 | 162.76 | 171.25 |
| | | 3 | 163.16 | 159.89 | 166.42 | 396.11 | 264.19 | 52.12 | 24.68 | 25.17 | 64.74 | 143.88 | 244.72 | 223.43 | 308.25 | 213.76 | 41.97 | 29.00 | 46.24 | 101.75 | 172.02 | 237.06 | 347.74 |
| | | 4 | 125.30 | 119.85 | 130.76 | 218.18 | 114.07 | 32.55 | 19.53 | 28.48 | 65.39 | 146.55 | 179.72 | 274.18 | 127.54 | 131.53 | 35.28 | 28.03 | 51.59 | 90.17 | 150.38 | 236.64 | 325.64 |
| | Year | 15/16 | 107.03 | 104.20 | 109.86 | 183.65 | 144.06 | 32.14 | 15.01 | 21.05 | 50.84 | 110.17 | 164.75 | 216.17 | 126.11 | 124.92 | 27.79 | 24.03 | 34.90 | 75.47 | 119.77 | 186.00 | 269.71 |
| | Episodes | F/N | 7,428.00 | 3,174.00 | 4,254.00 | 105.00 | 568.00 | 261.00 | 114.00 | 578.00 | 726.00 | 365.00 | 308.00 | 149.00 | 70.00 | 492.00 | 223.00 | 195.00 | 1,025.00 | 1,021.00 | 457.00 | 453.00 | 318.00 |
| Midlands And East | Quarter | 1 | 59.16 | 59.06 | 59.27 | 0.00 | 74.68 | 16.57 | 15.46 | 19.63 | 35.42 | 65.42 | 138.06 | 166.27 | 0.00 | 49.63 | 10.66 | 19.13 | 29.19 | 47.61 | 70.21 | 89.76 | 217.22 |
| | | 2 | 73.34 | 69.01 | 77.67 | 0.00 | 116.87 | 21.11 | 18.45 | 24.11 | 40.65 | 67.84 | 122.97 | 209.10 | 40.48 | 71.89 | 14.39 | 30.84 | 40.07 | 60.03 | 82.37 | 119.44 | 239.52 |
| | | 3 | 223.64 | 248.64 | 198.63 | 772.88 | 377.39 | 45.81 | 26.57 | 44.16 | 75.54 | 161.09 | 211.16 | 523.21 | 394.60 | 285.21 | 40.25 | 35.99 | 78.24 | 119.06 | 170.51 | 261.98 | 401.85 |
| | | 4 | 154.39 | 164.11 | 144.67 | 315.04 | 194.53 | 42.31 | 32.98 | 47.12 | 89.20 | 152.38 | 197.10 | 406.35 | 124.69 | 148.30 | 41.72 | 40.72 | 79.65 | 116.30 | 179.31 | 231.77 | 339.54 |
| | Year | 15/16 | 128.14 | 135.75 | 120.52 | 272.79 | 190.94 | 31.65 | 23.55 | 34.01 | 60.75 | 112.45 | 167.88 | 327.74 | 139.66 | 138.94 | 27.04 | 31.84 | 57.22 | 86.33 | 126.61 | 176.79 | 300.29 |
| | Episodes | F/N | 10,360.00 | 4,557.00 | 5,803.00 | 95.00 | 566.00 | 247.00 | 174.00 | 541.00 | 1,089.00 | 786.00 | 627.00 | 432.00 | 47.00 | 398.00 | 198.00 | 221.00 | 926.00 | 1,543.00 | 934.00 | 784.00 | 752.00 |

Mean weekly incidence rate per 100,000 Persons.

Acute Laryngitis/Tracheitis (ICD10: J04)

| | | All ages | | | Male | | | | | | | | | Female | | | | | | | | |
|-----------------|-------|---------------|---------|---------|-------|--------|---------|----------|----------|----------|----------|----------|--------|--------|--------|---------|----------|----------|----------|----------|----------|--------|
| | | Male & Female | Male | Female | <1yr | 1-4yrs | 5-14yrs | 15-24yrs | 25-44yrs | 45-64yrs | 65-74yrs | 75-84yrs | 85+yrs | <1yr | 1-4yrs | 5-14yrs | 15-24yrs | 25-44yrs | 45-64yrs | 65-74yrs | 75-84yrs | 85+yrs |
| 4 weekly | 1 | 3.82 | 3.63 | 4.02 | 0.00 | 15.07 | 4.66 | 1.68 | 1.58 | 1.28 | 1.23 | 3.29 | 3.90 | 0.00 | 11.25 | 3.17 | 5.73 | 5.89 | 5.84 | 2.85 | 0.56 | 0.85 |
| | 2 | 3.46 | 3.57 | 3.36 | 0.00 | 23.35 | 2.24 | 0.73 | 0.45 | 0.70 | 1.48 | 0.95 | 2.21 | 0.00 | 6.12 | 3.70 | 2.47 | 5.19 | 3.56 | 3.90 | 0.00 | 5.33 |
| | 3 | 4.79 | 4.01 | 5.57 | 0.00 | 27.16 | 3.86 | 0.68 | 0.36 | 0.92 | 3.12 | 0.00 | 0.00 | 0.00 | 31.44 | 2.43 | 2.31 | 5.27 | 3.42 | 3.15 | 2.14 | 0.00 |
| | 4 | 4.20 | 4.40 | 4.00 | 0.00 | 31.41 | 1.75 | 1.07 | 0.22 | 2.11 | 0.47 | 2.59 | 0.00 | 0.00 | 19.48 | 1.76 | 2.31 | 1.97 | 3.09 | 4.62 | 2.76 | 0.00 |
| | 5 | 9.10 | 9.62 | 8.57 | 0.00 | 75.46 | 6.88 | 0.22 | 0.38 | 1.03 | 1.83 | 0.82 | 0.00 | 0.00 | 55.22 | 3.84 | 4.19 | 2.67 | 1.83 | 3.56 | 0.49 | 5.33 |
| | 6 | 21.42 | 21.12 | 21.72 | 15.21 | 148.86 | 19.24 | 0.85 | 1.39 | 1.56 | 1.68 | 1.33 | 0.00 | 31.85 | 116.43 | 12.68 | 5.97 | 6.97 | 8.82 | 4.60 | 1.93 | 6.22 |
| | 7 | 17.28 | 20.64 | 13.93 | 53.52 | 109.01 | 13.94 | 0.77 | 1.10 | 2.19 | 1.71 | 3.50 | 0.00 | 0.00 | 88.26 | 9.62 | 4.38 | 7.15 | 7.90 | 5.35 | 1.46 | 1.23 |
| | 8 | 16.62 | 15.20 | 18.04 | 19.48 | 91.19 | 12.45 | 1.06 | 1.03 | 1.89 | 2.79 | 2.22 | 4.72 | 39.59 | 75.06 | 10.59 | 4.82 | 6.26 | 6.94 | 8.56 | 5.56 | 5.00 |
| | 9 | 8.84 | 7.40 | 10.27 | 11.53 | 42.23 | 4.46 | 3.17 | 1.10 | 0.78 | 2.43 | 0.94 | 0.00 | 16.70 | 32.73 | 5.35 | 4.59 | 8.73 | 6.67 | 6.55 | 8.11 | 2.98 |
| | 10 | 11.98 | 10.33 | 13.63 | 16.78 | 55.04 | 8.27 | 2.78 | 1.63 | 0.79 | 0.00 | 3.09 | 4.63 | 50.22 | 28.21 | 4.73 | 6.99 | 9.67 | 9.72 | 5.47 | 5.02 | 2.69 |
| | 11 | 11.90 | 15.49 | 8.31 | 60.63 | 51.64 | 10.68 | 4.01 | 2.55 | 1.49 | 5.28 | 1.25 | 1.93 | 4.12 | 23.04 | 4.59 | 7.38 | 10.23 | 11.01 | 4.72 | 7.23 | 2.44 |
| | 12 | 12.18 | 12.47 | 11.90 | 59.86 | 37.05 | 6.76 | 0.69 | 1.41 | 1.90 | 1.27 | 1.42 | 1.87 | 29.54 | 27.67 | 6.10 | 8.03 | 8.37 | 5.32 | 4.89 | 5.62 | 11.56 |
| | 13 | 8.03 | 8.87 | 7.18 | 30.99 | 34.97 | 3.01 | 0.97 | 1.56 | 1.16 | 1.92 | 0.54 | 4.75 | 22.07 | 14.94 | 3.02 | 4.41 | 5.67 | 5.46 | 2.94 | 2.42 | 3.67 |
| Quarter | 1 | 4.01 | 3.73 | 4.29 | 0.00 | 21.34 | 3.67 | 1.08 | 0.86 | 0.99 | 1.89 | 1.56 | 2.18 | 0.00 | 15.88 | 3.11 | 3.67 | 5.49 | 4.40 | 3.26 | 0.87 | 1.97 |
| | 2 | 12.20 | 12.80 | 11.61 | 11.29 | 87.91 | 10.07 | 0.79 | 0.65 | 1.64 | 1.37 | 1.46 | 0.00 | 9.80 | 65.07 | 6.38 | 4.31 | 4.23 | 4.77 | 4.55 | 1.82 | 3.56 |
| | 3 | 13.74 | 13.24 | 14.24 | 24.57 | 74.13 | 9.94 | 1.82 | 1.39 | 1.43 | 1.99 | 2.42 | 1.45 | 28.07 | 57.68 | 7.38 | 4.73 | 7.80 | 7.58 | 6.44 | 5.28 | 3.21 |
| | 4 | 10.64 | 11.70 | 9.58 | 43.28 | 42.92 | 6.40 | 2.02 | 1.64 | 1.40 | 2.42 | 1.45 | 3.76 | 20.29 | 23.46 | 5.01 | 6.77 | 8.17 | 7.62 | 4.44 | 5.01 | 5.47 |
| Year | 15/16 | 10.16 | 10.39 | 9.92 | 20.23 | 56.32 | 7.50 | 1.44 | 1.14 | 1.37 | 1.93 | 1.72 | 1.89 | 14.65 | 40.20 | 5.46 | 4.91 | 6.45 | 6.12 | 4.67 | 3.28 | 3.59 |
| Episodes | F/N | 3570.00 | 1418.00 | 2152.00 | 40.00 | 789.00 | 253.00 | 55.00 | 95.00 | 104.00 | 45.00 | 28.00 | 9.00 | 29.00 | 524.00 | 180.00 | 182.00 | 543.00 | 464.00 | 135.00 | 62.00 | 33.00 |

Mean weekly incidence rate per 100,000 Persons.

Acute Laryngitis/Tracheitis (ICD10: J04)

| | | | All ages | | | Male | | | | | | | | Female | | | | | | | | | |
|-------------------|----------|-------|---------------|--------|--------|-------|--------|---------|----------|----------|----------|----------|----------|--------|-------|--------|---------|----------|----------|----------|----------|----------|--------|
| | | | Male & Female | Male | Female | <1yr | 1-4yrs | 5-14yrs | 15-24yrs | 25-44yrs | 45-64yrs | 65-74yrs | 75-84yrs | 85+yrs | <1yr | 1-4yrs | 5-14yrs | 15-24yrs | 25-44yrs | 45-64yrs | 65-74yrs | 75-84yrs | 85+yrs |
| North | Quarter | 1 | 4.15 | 4.38 | 3.93 | 0.00 | 26.30 | 3.16 | 1.20 | 0.93 | 0.77 | 1.33 | 2.29 | 3.40 | 0.00 | 8.81 | 6.41 | 2.47 | 7.00 | 4.58 | 3.44 | 0.93 | 1.76 |
| | | 2 | 11.90 | 13.81 | 10.00 | 10.37 | 97.01 | 8.18 | 1.32 | 1.15 | 1.10 | 1.27 | 3.87 | 0.00 | 0.00 | 60.07 | 6.86 | 1.64 | 6.02 | 4.17 | 4.42 | 2.00 | 4.81 |
| | | 3 | 13.68 | 13.76 | 13.60 | 24.35 | 83.95 | 7.97 | 1.59 | 0.56 | 1.63 | 1.57 | 2.25 | 0.00 | 37.89 | 45.21 | 5.18 | 4.10 | 8.23 | 9.45 | 6.28 | 6.02 | 0.00 |
| | | 4 | 11.18 | 11.22 | 11.14 | 39.43 | 45.74 | 4.70 | 1.16 | 0.91 | 0.83 | 1.10 | 2.72 | 4.35 | 33.87 | 20.13 | 6.72 | 6.69 | 7.96 | 7.42 | 6.65 | 6.19 | 4.61 |
| | Year | 15/16 | 10.25 | 10.80 | 9.69 | 18.93 | 62.92 | 5.98 | 1.31 | 0.89 | 1.08 | 1.31 | 2.78 | 1.98 | 18.24 | 33.30 | 6.30 | 3.78 | 7.31 | 6.42 | 5.22 | 3.83 | 2.83 |
| | Episodes | F/N | 1,102.00 | 428.00 | 674.00 | 13.00 | 260.00 | 61.00 | 18.00 | 21.00 | 27.00 | 12.00 | 13.00 | 3.00 | 12.00 | 132.00 | 61.00 | 56.00 | 169.00 | 157.00 | 53.00 | 25.00 | 9.00 |
| South | Quarter | 1 | 4.12 | 3.59 | 4.66 | 0.00 | 22.09 | 2.23 | 2.18 | 0.00 | 1.57 | 0.56 | 1.04 | 2.60 | 0.00 | 19.40 | 2.29 | 3.93 | 5.74 | 5.06 | 1.60 | 2.57 | 1.33 |
| | | 2 | 16.58 | 17.17 | 15.99 | 34.78 | 105.71 | 10.18 | 0.00 | 0.66 | 1.25 | 0.00 | 1.97 | 0.00 | 39.20 | 73.81 | 6.27 | 6.27 | 3.92 | 6.25 | 4.54 | 0.82 | 2.78 |
| | | 3 | 17.55 | 17.63 | 17.46 | 38.12 | 95.08 | 10.87 | 3.13 | 3.00 | 1.87 | 1.10 | 2.94 | 2.54 | 44.55 | 72.81 | 10.36 | 3.78 | 7.11 | 6.67 | 4.08 | 4.89 | 2.90 |
| | | 4 | 11.84 | 13.16 | 10.52 | 55.73 | 44.37 | 11.11 | 1.85 | 1.74 | 1.70 | 1.01 | 0.95 | 0.00 | 18.73 | 33.70 | 8.32 | 8.35 | 7.54 | 7.68 | 5.20 | 3.78 | 1.36 |
| | Year | 15/16 | 12.51 | 12.89 | 12.12 | 32.60 | 66.39 | 8.65 | 1.79 | 1.36 | 1.60 | 0.67 | 1.71 | 1.26 | 25.49 | 49.62 | 6.84 | 5.64 | 6.10 | 6.44 | 3.88 | 3.03 | 2.08 |
| | Episodes | F/N | 930.00 | 384.00 | 546.00 | 13.00 | 212.00 | 72.00 | 17.00 | 25.00 | 31.00 | 5.00 | 7.00 | 2.00 | 9.00 | 149.00 | 54.00 | 50.00 | 109.00 | 124.00 | 31.00 | 14.00 | 6.00 |
| London | Quarter | 1 | 3.37 | 3.29 | 3.45 | 0.00 | 18.34 | 4.96 | 0.00 | 1.03 | 0.64 | 4.59 | 0.00 | 0.00 | 0.00 | 10.00 | 0.00 | 3.75 | 4.98 | 4.85 | 3.97 | 0.00 | 3.46 |
| | | 2 | 8.40 | 9.02 | 7.79 | 0.00 | 65.35 | 10.81 | 1.32 | 0.33 | 2.00 | 1.36 | 0.00 | 0.00 | 0.00 | 41.57 | 5.89 | 3.56 | 4.26 | 3.33 | 6.03 | 1.77 | 3.66 |
| | | 3 | 6.92 | 6.74 | 7.09 | 8.36 | 37.14 | 6.88 | 1.98 | 0.86 | 0.85 | 2.31 | 2.32 | 0.00 | 6.00 | 24.76 | 1.99 | 4.68 | 5.59 | 6.89 | 9.18 | 1.55 | 3.22 |
| | | 4 | 6.63 | 6.86 | 6.41 | 13.05 | 25.55 | 4.19 | 1.82 | 1.63 | 0.48 | 4.27 | 0.00 | 10.71 | 12.91 | 9.58 | 1.30 | 5.62 | 5.98 | 7.39 | 2.78 | 5.84 | 6.25 |
| | Year | 15/16 | 6.33 | 6.48 | 6.19 | 5.50 | 36.39 | 6.66 | 1.29 | 0.98 | 0.98 | 3.16 | 0.57 | 2.83 | 4.88 | 21.25 | 2.28 | 4.43 | 5.21 | 5.65 | 5.44 | 2.36 | 4.19 |
| | Episodes | F/N | 647.00 | 256.00 | 391.00 | 4.00 | 138.00 | 51.00 | 10.00 | 27.00 | 13.00 | 10.00 | 1.00 | 2.00 | 4.00 | 77.00 | 17.00 | 36.00 | 149.00 | 77.00 | 20.00 | 6.00 | 5.00 |
| Midlands And East | Quarter | 1 | 4.40 | 3.67 | 5.14 | 0.00 | 18.61 | 4.32 | 0.93 | 1.46 | 0.99 | 1.06 | 2.89 | 2.72 | 0.00 | 25.32 | 3.74 | 4.54 | 4.23 | 3.10 | 4.05 | 0.00 | 1.31 |
| | | 2 | 11.93 | 11.19 | 12.66 | 0.00 | 83.58 | 11.11 | 0.55 | 0.46 | 2.22 | 2.83 | 0.00 | 0.00 | 0.00 | 84.82 | 6.50 | 5.75 | 2.72 | 5.32 | 3.21 | 2.67 | 2.97 |
| | | 3 | 16.81 | 14.81 | 18.81 | 27.44 | 80.34 | 14.05 | 0.57 | 1.13 | 1.34 | 2.97 | 2.18 | 3.27 | 23.83 | 87.94 | 12.00 | 6.34 | 10.27 | 7.31 | 6.22 | 8.66 | 6.71 |
| | | 4 | 12.92 | 15.57 | 10.27 | 64.90 | 56.03 | 5.60 | 3.26 | 2.27 | 2.60 | 3.30 | 2.14 | 0.00 | 15.66 | 30.43 | 3.70 | 6.43 | 11.21 | 7.97 | 3.15 | 4.25 | 9.65 |
| | Year | 15/16 | 11.54 | 11.39 | 11.69 | 23.87 | 59.57 | 8.71 | 1.36 | 1.35 | 1.80 | 2.56 | 1.81 | 1.47 | 9.98 | 56.62 | 6.43 | 5.78 | 7.19 | 5.96 | 4.14 | 3.90 | 5.25 |
| | Episodes | F/N | 891.00 | 350.00 | 541.00 | 10.00 | 179.00 | 69.00 | 10.00 | 22.00 | 33.00 | 18.00 | 7.00 | 2.00 | 4.00 | 166.00 | 48.00 | 40.00 | 116.00 | 106.00 | 31.00 | 17.00 | 13.00 |

Mean weekly incidence rate per 100,000 Persons.

Acute Otitis Media (ICD10: H650-H651,H660,H669)

| | | All ages | | | Male | | | | | | | | | Female | | | | | | | | |
|-----------------|-------|---------------|---------|---------|--------|---------|---------|----------|----------|----------|----------|----------|--------|--------|---------|---------|----------|----------|----------|----------|----------|--------|
| | | Male & Female | Male | Female | <1yr | 1-4yrs | 5-14yrs | 15-24yrs | 25-44yrs | 45-64yrs | 65-74yrs | 75-84yrs | 85+yrs | <1yr | 1-4yrs | 5-14yrs | 15-24yrs | 25-44yrs | 45-64yrs | 65-74yrs | 75-84yrs | 85+yrs |
| 4 weekly | 1 | 31.04 | 31.48 | 30.61 | 0.00 | 191.98 | 60.53 | 6.08 | 6.66 | 6.35 | 7.04 | 4.66 | 0.00 | 0.00 | 157.75 | 63.90 | 12.21 | 13.64 | 8.94 | 6.38 | 10.92 | 1.75 |
| | 2 | 23.25 | 23.13 | 23.36 | 0.00 | 134.76 | 39.63 | 6.52 | 6.58 | 5.13 | 3.72 | 4.39 | 7.44 | 0.00 | 129.41 | 47.09 | 10.67 | 6.85 | 7.38 | 5.36 | 1.38 | 2.11 |
| | 3 | 21.79 | 22.28 | 21.30 | 0.00 | 134.17 | 32.59 | 7.91 | 6.33 | 6.32 | 4.74 | 3.65 | 4.85 | 0.00 | 118.82 | 32.25 | 10.08 | 10.55 | 6.77 | 4.54 | 3.49 | 5.17 |
| | 4 | 18.61 | 18.36 | 18.86 | 0.00 | 102.64 | 30.37 | 7.10 | 7.51 | 6.19 | 5.33 | 1.67 | 4.42 | 0.00 | 78.82 | 35.34 | 17.78 | 12.02 | 10.02 | 8.46 | 4.87 | 2.42 |
| | 5 | 21.83 | 22.88 | 20.77 | 0.00 | 125.79 | 37.83 | 9.21 | 6.73 | 5.37 | 10.95 | 3.71 | 6.34 | 16.67 | 91.17 | 40.65 | 11.70 | 9.93 | 7.75 | 2.16 | 4.34 | 2.57 |
| | 6 | 35.63 | 37.68 | 33.59 | 40.35 | 226.36 | 40.97 | 9.85 | 8.18 | 5.25 | 2.39 | 3.99 | 1.77 | 22.02 | 179.17 | 43.83 | 19.94 | 12.03 | 7.93 | 9.58 | 6.86 | 0.94 |
| | 7 | 43.86 | 42.16 | 45.57 | 43.47 | 262.12 | 38.76 | 6.83 | 7.06 | 6.98 | 6.26 | 5.16 | 2.82 | 67.34 | 246.86 | 45.80 | 16.79 | 13.23 | 9.01 | 5.20 | 4.96 | 0.89 |
| | 8 | 65.12 | 70.80 | 59.43 | 103.12 | 408.36 | 81.24 | 12.68 | 8.32 | 8.51 | 8.64 | 4.05 | 2.30 | 32.64 | 324.40 | 100.27 | 20.24 | 20.77 | 11.61 | 7.37 | 8.76 | 8.82 |
| | 9 | 48.42 | 48.03 | 48.81 | 102.06 | 225.38 | 61.88 | 14.51 | 8.59 | 8.79 | 7.55 | 1.57 | 1.90 | 89.84 | 219.10 | 58.17 | 24.44 | 18.03 | 13.37 | 6.97 | 4.78 | 4.62 |
| | 10 | 67.49 | 71.29 | 63.69 | 127.61 | 378.14 | 93.93 | 10.04 | 9.20 | 9.56 | 6.34 | 1.43 | 5.40 | 101.66 | 324.88 | 80.27 | 19.39 | 17.82 | 13.09 | 8.56 | 6.04 | 1.47 |
| | 11 | 71.64 | 71.29 | 71.99 | 170.91 | 356.18 | 74.64 | 9.70 | 9.58 | 8.21 | 5.74 | 2.41 | 4.24 | 180.05 | 323.21 | 81.53 | 20.25 | 19.20 | 12.40 | 5.31 | 4.46 | 1.48 |
| | 12 | 63.55 | 61.78 | 65.32 | 141.78 | 309.66 | 70.24 | 10.21 | 6.71 | 6.49 | 5.60 | 5.33 | 0.00 | 166.87 | 276.13 | 75.27 | 20.47 | 17.82 | 12.55 | 8.46 | 8.51 | 1.84 |
| | 13 | 48.00 | 49.61 | 46.40 | 164.11 | 206.33 | 42.68 | 12.29 | 6.81 | 6.08 | 3.65 | 1.59 | 2.90 | 125.00 | 186.69 | 48.90 | 13.39 | 16.69 | 9.84 | 7.64 | 7.33 | 2.10 |
| Quarter | 1 | 25.80 | 26.08 | 25.51 | 0.00 | 156.58 | 45.50 | 6.78 | 6.54 | 5.97 | 5.31 | 4.27 | 3.78 | 0.00 | 137.05 | 48.99 | 11.08 | 10.60 | 7.79 | 5.50 | 5.70 | 2.91 |
| | 2 | 26.30 | 27.02 | 25.58 | 12.42 | 160.46 | 35.71 | 8.57 | 7.11 | 5.72 | 6.21 | 3.15 | 3.86 | 19.51 | 122.51 | 38.26 | 15.72 | 11.50 | 8.48 | 6.83 | 5.28 | 2.10 |
| | 3 | 55.18 | 56.44 | 53.92 | 85.92 | 313.55 | 65.90 | 11.70 | 8.60 | 8.06 | 7.33 | 3.05 | 3.82 | 67.00 | 277.38 | 73.13 | 21.48 | 17.31 | 11.47 | 7.03 | 6.37 | 4.13 |
| | 4 | 62.67 | 63.61 | 61.73 | 163.94 | 302.98 | 69.23 | 10.44 | 7.91 | 7.61 | 5.26 | 3.08 | 2.04 | 148.84 | 271.66 | 70.86 | 18.13 | 18.26 | 12.21 | 7.04 | 6.58 | 1.97 |
| Year | 15/16 | 42.87 | 43.67 | 42.06 | 67.43 | 234.71 | 54.37 | 9.39 | 7.54 | 6.85 | 6.02 | 3.38 | 3.35 | 60.54 | 203.46 | 58.06 | 16.63 | 14.49 | 10.03 | 6.61 | 5.99 | 2.76 |
| Episodes | F/N | 14656.00 | 7005.00 | 7651.00 | 150.00 | 3280.00 | 1853.00 | 350.00 | 634.00 | 512.00 | 155.00 | 53.00 | 18.00 | 130.00 | 2726.00 | 1891.00 | 619.00 | 1231.00 | 730.00 | 195.00 | 102.00 | 27.00 |

Mean weekly incidence rate per 100,000 Persons.

Acute Otitis Media (ICD10: H650-H651,H660,H669)

| | | | All ages | | | Male | | | | | | | | Female | | | | | | | | | |
|-------------------|----------|-------|---------------|----------|----------|--------|--------|---------|----------|----------|----------|----------|----------|--------|--------|--------|---------|----------|----------|----------|----------|----------|--------|
| | | | Male & Female | Male | Female | <1yr | 1-4yrs | 5-14yrs | 15-24yrs | 25-44yrs | 45-64yrs | 65-74yrs | 75-84yrs | 85+yrs | <1yr | 1-4yrs | 5-14yrs | 15-24yrs | 25-44yrs | 45-64yrs | 65-74yrs | 75-84yrs | 85+yrs |
| North | Quarter | 1 | 29.67 | 27.70 | 31.64 | 0.00 | 167.94 | 47.57 | 5.02 | 8.20 | 7.50 | 4.30 | 2.29 | 6.51 | 0.00 | 178.83 | 56.93 | 9.60 | 11.46 | 8.33 | 11.22 | 6.62 | 1.78 |
| | | 2 | 26.53 | 26.21 | 26.85 | 12.80 | 157.07 | 32.80 | 7.90 | 6.73 | 6.23 | 5.79 | 4.41 | 2.17 | 12.67 | 130.27 | 42.33 | 16.16 | 14.35 | 8.26 | 6.26 | 7.44 | 3.85 |
| | | 3 | 51.86 | 49.76 | 53.96 | 60.06 | 279.26 | 67.26 | 11.53 | 7.81 | 7.52 | 8.56 | 3.51 | 2.34 | 90.55 | 263.18 | 71.01 | 17.79 | 18.83 | 12.69 | 7.88 | 3.68 | 0.00 |
| | | 4 | 62.45 | 64.61 | 60.29 | 158.03 | 317.52 | 69.75 | 8.32 | 10.85 | 7.18 | 4.82 | 2.71 | 2.28 | 139.19 | 273.38 | 64.15 | 18.88 | 19.95 | 11.11 | 8.47 | 4.28 | 3.19 |
| | Year | 15/16 | 43.00 | 42.50 | 43.51 | 59.62 | 232.09 | 54.64 | 8.20 | 8.45 | 7.11 | 5.85 | 3.22 | 3.30 | 62.08 | 212.58 | 58.71 | 15.67 | 16.22 | 10.12 | 8.46 | 5.48 | 2.22 |
| | Episodes | F/N | 4,412.00 | 2,070.00 | 2,342.00 | 45.00 | 929.00 | 536.00 | 114.00 | 202.00 | 167.00 | 55.00 | 17.00 | 5.00 | 41.00 | 796.00 | 547.00 | 220.00 | 379.00 | 239.00 | 81.00 | 32.00 | 7.00 |
| South | Quarter | 1 | 23.93 | 25.85 | 22.02 | 0.00 | 157.69 | 48.22 | 6.00 | 5.56 | 6.22 | 2.88 | 3.27 | 2.78 | 0.00 | 114.25 | 43.47 | 13.24 | 9.66 | 5.78 | 3.20 | 2.68 | 5.87 |
| | | 2 | 27.70 | 31.36 | 24.04 | 23.10 | 183.85 | 39.16 | 7.94 | 6.76 | 6.49 | 1.65 | 2.96 | 10.32 | 0.00 | 124.53 | 44.35 | 18.64 | 10.06 | 6.34 | 7.05 | 4.04 | 1.38 |
| | | 3 | 61.95 | 61.84 | 62.06 | 92.57 | 363.12 | 66.90 | 9.74 | 9.78 | 8.16 | 5.26 | 0.98 | 0.00 | 110.07 | 311.89 | 72.84 | 24.45 | 17.93 | 8.81 | 5.75 | 2.37 | 4.42 |
| | | 4 | 68.02 | 71.97 | 64.08 | 214.03 | 319.32 | 77.98 | 13.77 | 5.70 | 5.47 | 4.37 | 4.54 | 2.57 | 146.34 | 300.41 | 71.93 | 16.01 | 20.56 | 10.54 | 5.11 | 4.47 | 1.31 |
| | Year | 15/16 | 45.83 | 48.21 | 43.45 | 84.91 | 257.19 | 58.44 | 9.45 | 6.92 | 6.56 | 3.56 | 2.97 | 3.89 | 65.66 | 214.42 | 58.41 | 18.05 | 14.67 | 7.92 | 5.28 | 3.41 | 3.21 |
| | Episodes | F/N | 3,514.00 | 1,737.00 | 1,777.00 | 41.00 | 823.00 | 485.00 | 91.00 | 127.00 | 126.00 | 26.00 | 12.00 | 6.00 | 31.00 | 646.00 | 457.00 | 160.00 | 264.00 | 151.00 | 42.00 | 17.00 | 9.00 |
| London | Quarter | 1 | 21.54 | 22.88 | 20.20 | 0.00 | 123.85 | 45.84 | 8.04 | 5.27 | 5.28 | 7.13 | 4.64 | 5.84 | 0.00 | 102.94 | 40.39 | 9.87 | 7.63 | 10.54 | 3.48 | 6.97 | 0.00 |
| | | 2 | 24.93 | 24.05 | 25.81 | 13.76 | 141.40 | 31.63 | 8.37 | 6.54 | 6.45 | 8.28 | 0.00 | 0.00 | 47.79 | 106.42 | 35.71 | 11.76 | 10.50 | 11.43 | 6.93 | 1.77 | 0.00 |
| | | 3 | 42.81 | 43.53 | 42.10 | 58.16 | 238.78 | 61.44 | 6.37 | 7.12 | 8.05 | 9.68 | 2.13 | 0.00 | 13.05 | 231.73 | 66.72 | 11.40 | 14.26 | 12.36 | 6.05 | 12.81 | 10.49 |
| | | 4 | 45.66 | 45.44 | 45.89 | 108.92 | 218.24 | 51.74 | 6.29 | 6.02 | 9.43 | 6.43 | 1.91 | 0.00 | 109.76 | 187.25 | 58.51 | 13.34 | 12.78 | 14.27 | 8.33 | 8.77 | 0.00 |
| | Year | 15/16 | 33.96 | 34.19 | 33.73 | 46.41 | 181.28 | 47.74 | 7.25 | 6.23 | 7.34 | 7.85 | 2.17 | 1.43 | 43.91 | 157.65 | 50.48 | 11.62 | 11.32 | 12.19 | 6.24 | 7.60 | 2.57 |
| | Episodes | F/N | 3,153.00 | 1,485.00 | 1,668.00 | 33.00 | 720.00 | 383.00 | 51.00 | 164.00 | 104.00 | 25.00 | 4.00 | 1.00 | 29.00 | 615.00 | 398.00 | 93.00 | 325.00 | 162.00 | 24.00 | 19.00 | 3.00 |
| Midlands And East | Quarter | 1 | 28.05 | 27.90 | 28.19 | 0.00 | 176.85 | 40.39 | 8.06 | 7.12 | 4.87 | 6.92 | 6.86 | 0.00 | 0.00 | 152.18 | 55.17 | 11.61 | 13.65 | 6.51 | 4.09 | 6.53 | 4.01 |
| | | 2 | 26.04 | 26.48 | 25.60 | 0.00 | 159.51 | 39.25 | 10.09 | 8.40 | 3.71 | 9.14 | 5.25 | 2.93 | 17.56 | 128.81 | 30.65 | 16.32 | 11.08 | 7.88 | 7.09 | 7.88 | 3.16 |
| | | 3 | 64.10 | 70.63 | 57.58 | 132.90 | 373.05 | 67.99 | 19.16 | 9.67 | 8.51 | 5.82 | 5.58 | 12.95 | 54.34 | 302.71 | 81.96 | 32.29 | 18.21 | 12.01 | 8.44 | 6.63 | 1.63 |
| | | 4 | 74.54 | 72.42 | 76.66 | 174.79 | 356.83 | 77.44 | 13.36 | 9.06 | 8.35 | 5.44 | 3.14 | 3.32 | 200.08 | 325.62 | 88.86 | 24.31 | 19.75 | 12.92 | 6.27 | 8.78 | 3.37 |
| | Year | 15/16 | 48.68 | 49.79 | 47.57 | 78.77 | 268.27 | 56.67 | 12.68 | 8.57 | 6.40 | 6.80 | 5.17 | 4.77 | 70.49 | 229.18 | 64.63 | 21.19 | 15.75 | 9.89 | 6.47 | 7.48 | 3.05 |
| | Episodes | F/N | 3,577.00 | 1,713.00 | 1,864.00 | 31.00 | 808.00 | 449.00 | 94.00 | 141.00 | 115.00 | 49.00 | 20.00 | 6.00 | 29.00 | 669.00 | 489.00 | 146.00 | 263.00 | 178.00 | 48.00 | 34.00 | 8.00 |

Mean weekly incidence rate per 100,000 Persons.

Sinusitis (ICD10: J01)

| | | All ages | | | Male | | | | | | | | | Female | | | | | | | | |
|-----------------|-------|---------------|---------|---------|------|--------|---------|----------|----------|----------|----------|----------|--------|--------|--------|---------|----------|----------|----------|----------|----------|--------|
| | | Male & Female | Male | Female | <1yr | 1-4yrs | 5-14yrs | 15-24yrs | 25-44yrs | 45-64yrs | 65-74yrs | 75-84yrs | 85+yrs | <1yr | 1-4yrs | 5-14yrs | 15-24yrs | 25-44yrs | 45-64yrs | 65-74yrs | 75-84yrs | 85+yrs |
| 4 weekly | 1 | 12.28 | 7.02 | 17.55 | 0.00 | 0.70 | 2.68 | 6.11 | 14.60 | 13.82 | 15.37 | 2.87 | 7.02 | 0.00 | 3.29 | 2.67 | 18.32 | 41.05 | 36.74 | 21.18 | 26.15 | 8.52 |
| | 2 | 7.68 | 5.95 | 9.40 | 0.00 | 0.00 | 1.22 | 6.36 | 12.16 | 11.22 | 8.23 | 6.92 | 7.44 | 0.00 | 0.00 | 1.19 | 7.34 | 26.91 | 23.61 | 11.51 | 11.96 | 2.11 |
| | 3 | 8.52 | 4.88 | 12.16 | 0.00 | 0.00 | 0.39 | 3.38 | 9.02 | 10.06 | 11.12 | 7.94 | 2.05 | 0.00 | 2.38 | 1.84 | 10.69 | 31.16 | 23.55 | 18.78 | 15.88 | 5.16 |
| | 4 | 8.60 | 5.68 | 11.52 | 0.00 | 0.00 | 0.40 | 2.95 | 9.22 | 8.96 | 10.83 | 11.99 | 6.75 | 0.00 | 0.00 | 0.83 | 8.02 | 22.94 | 25.57 | 21.38 | 14.18 | 10.72 |
| | 5 | 10.31 | 6.23 | 14.39 | 0.00 | 0.00 | 3.42 | 5.97 | 9.32 | 8.64 | 11.77 | 10.68 | 6.26 | 0.00 | 0.99 | 2.18 | 18.10 | 32.47 | 28.70 | 28.56 | 13.83 | 4.68 |
| | 6 | 13.72 | 8.64 | 18.81 | 0.00 | 0.00 | 2.76 | 8.74 | 13.18 | 14.90 | 17.82 | 10.89 | 9.43 | 0.00 | 0.80 | 5.45 | 16.26 | 43.28 | 42.42 | 26.25 | 20.16 | 14.70 |
| | 7 | 12.56 | 8.10 | 17.03 | 0.00 | 0.00 | 1.22 | 8.02 | 16.39 | 16.39 | 13.00 | 9.04 | 8.86 | 0.00 | 1.13 | 2.05 | 18.24 | 39.61 | 34.22 | 25.84 | 20.27 | 11.88 |
| | 8 | 15.97 | 9.78 | 22.16 | 0.00 | 0.00 | 4.57 | 8.91 | 20.12 | 18.37 | 22.13 | 9.77 | 4.13 | 0.00 | 1.54 | 6.15 | 17.66 | 60.12 | 51.89 | 39.29 | 18.84 | 3.94 |
| | 9 | 17.20 | 11.37 | 23.04 | 0.00 | 1.57 | 2.24 | 9.16 | 19.59 | 22.30 | 18.59 | 10.71 | 18.16 | 0.00 | 1.52 | 3.10 | 32.88 | 57.32 | 49.85 | 34.34 | 17.80 | 10.55 |
| | 10 | 20.85 | 11.58 | 30.13 | 0.00 | 1.51 | 5.93 | 9.51 | 21.42 | 23.36 | 22.20 | 10.77 | 9.49 | 0.00 | 0.76 | 9.20 | 29.82 | 68.24 | 71.58 | 50.94 | 25.04 | 15.58 |
| | 11 | 19.80 | 12.09 | 27.50 | 0.00 | 0.77 | 5.41 | 9.23 | 20.99 | 23.08 | 29.59 | 12.89 | 6.88 | 0.00 | 0.00 | 7.08 | 23.80 | 64.13 | 71.63 | 43.58 | 25.73 | 11.54 |
| | 12 | 19.73 | 11.91 | 27.55 | 0.00 | 1.38 | 7.76 | 11.93 | 22.06 | 24.51 | 23.74 | 10.80 | 5.02 | 0.00 | 2.23 | 6.18 | 27.97 | 55.36 | 61.11 | 50.20 | 29.83 | 15.06 |
| | 13 | 14.55 | 8.05 | 21.06 | 3.26 | 0.00 | 2.76 | 6.99 | 16.68 | 15.68 | 19.27 | 7.78 | 0.00 | 0.00 | 0.00 | 2.06 | 20.35 | 44.71 | 45.27 | 38.28 | 21.37 | 17.49 |
| Quarter | 1 | 9.71 | 6.03 | 13.38 | 0.00 | 0.27 | 1.53 | 5.35 | 12.13 | 11.87 | 11.86 | 5.68 | 5.62 | 0.00 | 2.00 | 1.96 | 12.59 | 33.65 | 28.64 | 17.46 | 18.62 | 5.51 |
| | 2 | 10.84 | 6.79 | 14.90 | 0.00 | 0.00 | 2.02 | 6.06 | 10.85 | 11.38 | 13.11 | 10.77 | 6.90 | 0.00 | 0.90 | 2.87 | 13.56 | 33.01 | 32.32 | 25.43 | 16.43 | 9.53 |
| | 3 | 16.41 | 10.43 | 22.38 | 0.00 | 0.71 | 3.28 | 8.82 | 19.59 | 19.56 | 19.58 | 11.19 | 11.10 | 0.00 | 1.18 | 4.00 | 25.51 | 55.08 | 48.94 | 35.94 | 20.26 | 10.54 |
| | 4 | 18.50 | 10.70 | 26.29 | 0.93 | 0.83 | 5.49 | 9.44 | 20.00 | 21.61 | 23.63 | 9.70 | 4.70 | 0.00 | 0.64 | 6.27 | 24.61 | 57.68 | 62.34 | 45.48 | 25.09 | 14.54 |
| Year | 15/16 | 13.95 | 8.53 | 19.37 | 0.25 | 0.46 | 3.13 | 7.46 | 15.73 | 16.21 | 17.17 | 9.34 | 7.04 | 0.00 | 1.17 | 3.82 | 19.17 | 45.10 | 43.42 | 31.35 | 20.20 | 10.12 |
| Episodes | F/N | 13006.00 | 3636.00 | 9370.00 | 1.00 | 8.00 | 109.00 | 283.00 | 1322.00 | 1248.00 | 494.00 | 137.00 | 34.00 | 0.00 | 17.00 | 124.00 | 726.00 | 3795.00 | 3314.00 | 937.00 | 362.00 | 95.00 |

Mean weekly incidence rate per 100,000 Persons.

Acute Sinusitis (ICD10: J01)

| | | | All ages | | | Male | | | | | | | | | Female | | | | | | | | |
|-------------------|----------|-------|---------------|----------|----------|------|--------|---------|----------|----------|----------|----------|----------|--------|--------|--------|---------|----------|----------|----------|----------|----------|--------|
| | | | Male & Female | Male | Female | <1yr | 1-4yrs | 5-14yrs | 15-24yrs | 25-44yrs | 45-64yrs | 65-74yrs | 75-84yrs | 85+yrs | <1yr | 1-4yrs | 5-14yrs | 15-24yrs | 25-44yrs | 45-64yrs | 65-74yrs | 75-84yrs | 85+yrs |
| North | Quarter | 1 | 11.19 | 6.60 | 15.79 | 0.00 | 0.00 | 1.91 | 4.48 | 13.90 | 14.39 | 13.71 | 4.39 | 6.58 | 0.00 | 0.00 | 1.31 | 17.01 | 43.10 | 35.32 | 15.83 | 24.07 | 5.46 |
| | | 2 | 11.02 | 7.30 | 14.75 | 0.00 | 0.00 | 1.20 | 6.71 | 10.60 | 11.16 | 17.87 | 12.70 | 5.43 | 0.00 | 0.99 | 1.14 | 9.87 | 35.36 | 34.24 | 24.39 | 15.39 | 11.35 |
| | | 3 | 17.51 | 10.16 | 24.86 | 0.00 | 2.86 | 3.75 | 9.13 | 17.56 | 22.04 | 21.70 | 14.44 | 0.00 | 0.00 | 0.00 | 3.42 | 28.43 | 56.83 | 55.26 | 44.95 | 23.13 | 11.76 |
| | | 4 | 18.78 | 10.50 | 27.06 | 0.00 | 3.32 | 5.12 | 6.99 | 22.24 | 22.65 | 24.00 | 8.07 | 2.14 | 0.00 | 2.54 | 4.24 | 22.83 | 64.28 | 61.08 | 47.17 | 28.45 | 12.97 |
| | Year | 15/16 | 14.71 | 8.68 | 20.74 | 0.00 | 1.58 | 3.04 | 6.83 | 16.19 | 17.66 | 19.41 | 9.87 | 3.51 | 0.00 | 0.91 | 2.56 | 19.60 | 50.16 | 46.75 | 33.35 | 22.87 | 10.43 |
| | Episodes | F/N | 4,341.00 | 1,206.00 | 3,135.00 | 0.00 | 7.00 | 31.00 | 95.00 | 396.00 | 438.00 | 185.00 | 49.00 | 5.00 | 0.00 | 4.00 | 26.00 | 276.00 | 1,164.00 | 1,145.00 | 350.00 | 138.00 | 32.00 |
| South | Quarter | 1 | 9.36 | 5.59 | 13.12 | 0.00 | 0.00 | 0.48 | 6.82 | 12.36 | 10.31 | 7.85 | 7.34 | 5.17 | 0.00 | 1.61 | 4.51 | 11.85 | 30.15 | 29.90 | 16.39 | 15.07 | 8.63 |
| | | 2 | 10.48 | 7.35 | 13.62 | 0.00 | 0.00 | 1.96 | 6.98 | 9.74 | 11.75 | 15.66 | 9.92 | 10.14 | 0.00 | 0.00 | 4.16 | 14.06 | 34.41 | 30.72 | 19.65 | 13.94 | 5.64 |
| | | 3 | 15.35 | 10.67 | 20.03 | 0.00 | 0.00 | 1.44 | 9.98 | 17.89 | 20.60 | 20.32 | 10.04 | 15.75 | 0.00 | 0.00 | 4.26 | 27.91 | 53.60 | 40.75 | 26.26 | 21.71 | 5.79 |
| | | 4 | 17.96 | 11.29 | 24.62 | 0.00 | 0.00 | 8.37 | 8.87 | 20.23 | 21.17 | 27.63 | 10.13 | 5.21 | 0.00 | 0.00 | 7.18 | 24.58 | 56.75 | 63.72 | 40.28 | 21.00 | 8.08 |
| | Year | 15/16 | 13.37 | 8.77 | 17.98 | 0.00 | 0.00 | 3.16 | 8.18 | 15.15 | 16.06 | 18.05 | 9.37 | 9.00 | 0.00 | 0.39 | 5.07 | 19.69 | 43.97 | 41.69 | 25.92 | 17.99 | 7.05 |
| | Episodes | F/N | 2,993.00 | 876.00 | 2,117.00 | 0.00 | 0.00 | 27.00 | 78.00 | 276.00 | 306.00 | 137.00 | 38.00 | 14.00 | 0.00 | 1.00 | 39.00 | 174.00 | 786.00 | 801.00 | 208.00 | 88.00 | 20.00 |
| London | Quarter | 1 | 8.01 | 5.78 | 10.24 | 0.00 | 0.00 | 1.16 | 4.05 | 10.06 | 11.65 | 12.38 | 6.91 | 5.79 | 0.00 | 5.06 | 0.60 | 7.16 | 26.76 | 22.68 | 13.24 | 16.63 | 0.00 |
| | | 2 | 10.57 | 6.50 | 14.64 | 0.00 | 0.00 | 2.86 | 5.75 | 9.72 | 10.91 | 9.15 | 14.02 | 6.12 | 0.00 | 1.22 | 2.96 | 13.32 | 26.66 | 28.07 | 27.25 | 25.00 | 7.27 |
| | | 3 | 14.84 | 9.09 | 20.59 | 0.00 | 0.00 | 4.20 | 8.16 | 17.64 | 14.67 | 11.85 | 6.74 | 18.55 | 0.00 | 4.71 | 3.75 | 17.87 | 40.81 | 47.51 | 34.66 | 18.44 | 17.55 |
| | | 4 | 15.97 | 8.79 | 23.15 | 3.72 | 0.00 | 3.34 | 9.96 | 14.31 | 17.68 | 17.12 | 7.64 | 5.30 | 0.00 | 0.00 | 5.17 | 18.57 | 43.21 | 51.17 | 48.24 | 23.39 | 18.60 |
| | Year | 15/16 | 12.41 | 7.56 | 17.27 | 0.98 | 0.00 | 2.90 | 7.04 | 12.96 | 13.80 | 12.71 | 8.81 | 8.87 | 0.00 | 2.69 | 3.16 | 14.31 | 34.53 | 37.62 | 31.18 | 20.91 | 11.00 |
| | Episodes | F/N | 2,532.00 | 687.00 | 1,845.00 | 1.00 | 0.00 | 24.00 | 52.00 | 351.00 | 195.00 | 42.00 | 16.00 | 6.00 | 0.00 | 10.00 | 26.00 | 119.00 | 994.00 | 514.00 | 119.00 | 50.00 | 13.00 |
| Midlands And East | Quarter | 1 | 10.28 | 6.17 | 14.39 | 0.00 | 1.08 | 2.56 | 6.04 | 12.22 | 11.11 | 13.51 | 4.07 | 4.93 | 0.00 | 1.32 | 1.41 | 14.36 | 34.61 | 26.67 | 24.40 | 18.72 | 7.96 |
| | | 2 | 11.29 | 6.00 | 16.58 | 0.00 | 0.00 | 2.07 | 4.80 | 13.36 | 11.69 | 9.74 | 6.43 | 5.92 | 0.00 | 1.39 | 3.23 | 17.00 | 35.63 | 36.24 | 30.43 | 11.38 | 13.88 |
| | | 3 | 17.92 | 11.79 | 24.05 | 0.00 | 0.00 | 3.75 | 8.01 | 25.28 | 20.94 | 24.45 | 13.55 | 10.10 | 0.00 | 0.00 | 4.57 | 27.81 | 69.09 | 52.23 | 37.90 | 17.78 | 7.08 |
| | | 4 | 21.29 | 12.24 | 30.34 | 0.00 | 0.00 | 5.13 | 11.95 | 23.24 | 24.92 | 25.78 | 12.94 | 6.18 | 0.00 | 0.00 | 8.50 | 32.46 | 66.49 | 73.38 | 46.22 | 27.51 | 18.49 |
| | Year | 15/16 | 15.31 | 9.11 | 21.51 | 0.00 | 0.27 | 3.41 | 7.78 | 18.61 | 17.31 | 18.51 | 9.32 | 6.77 | 0.00 | 0.67 | 4.51 | 23.09 | 51.74 | 47.62 | 34.96 | 19.01 | 11.98 |
| | Episodes | F/N | 3,140.00 | 867.00 | 2,273.00 | 0.00 | 1.00 | 27.00 | 58.00 | 299.00 | 309.00 | 130.00 | 34.00 | 9.00 | 0.00 | 2.00 | 33.00 | 157.00 | 851.00 | 854.00 | 260.00 | 86.00 | 30.00 |

Mean weekly incidence rate per 100,000 Persons.

Acute Tonsillitis/Pharyngitis (ICD10: J02-J03)

| | | All ages | | | Male | | | | | | | | | Female | | | | | | | | |
|-----------------|-------|---------------|----------|----------|-------|---------|---------|----------|----------|----------|----------|----------|--------|--------|---------|---------|----------|----------|----------|----------|----------|--------|
| | | Male & Female | Male | Female | <1yr | 1-4yrs | 5-14yrs | 15-24yrs | 25-44yrs | 45-64yrs | 65-74yrs | 75-84yrs | 85+yrs | <1yr | 1-4yrs | 5-14yrs | 15-24yrs | 25-44yrs | 45-64yrs | 65-74yrs | 75-84yrs | 85+yrs |
| 4 weekly | 1 | 48.27 | 41.78 | 54.76 | 0.00 | 158.13 | 95.46 | 54.16 | 32.31 | 11.67 | 8.16 | 5.91 | 10.26 | 0.00 | 134.04 | 119.29 | 110.55 | 73.92 | 23.04 | 18.07 | 10.20 | 3.72 |
| | 2 | 39.14 | 33.26 | 45.03 | 0.00 | 130.31 | 90.91 | 38.10 | 24.34 | 9.04 | 3.09 | 3.55 | 0.00 | 0.00 | 105.92 | 95.89 | 104.91 | 55.40 | 22.04 | 12.95 | 5.62 | 2.52 |
| | 3 | 41.66 | 36.62 | 46.70 | 0.00 | 146.94 | 74.26 | 49.20 | 30.05 | 11.36 | 10.18 | 5.32 | 2.28 | 0.00 | 123.06 | 105.32 | 86.99 | 64.28 | 20.64 | 11.65 | 5.83 | 2.53 |
| | 4 | 29.66 | 25.95 | 33.37 | 0.00 | 92.95 | 45.37 | 43.73 | 26.66 | 8.02 | 7.79 | 4.29 | 4.75 | 0.00 | 76.89 | 38.06 | 91.16 | 51.81 | 16.33 | 8.98 | 12.54 | 4.56 |
| | 5 | 35.26 | 30.93 | 39.59 | 17.12 | 104.40 | 58.56 | 49.75 | 25.31 | 8.23 | 7.11 | 3.71 | 4.19 | 0.00 | 99.79 | 73.01 | 95.58 | 47.53 | 13.91 | 9.11 | 8.10 | 9.32 |
| | 6 | 46.13 | 40.59 | 51.66 | 0.00 | 183.52 | 80.26 | 45.77 | 25.08 | 9.93 | 7.33 | 6.81 | 6.64 | 11.73 | 158.27 | 99.29 | 98.51 | 55.77 | 15.81 | 12.81 | 8.03 | 4.76 |
| | 7 | 51.78 | 44.70 | 58.86 | 8.00 | 202.06 | 88.30 | 54.26 | 24.82 | 8.01 | 9.28 | 7.60 | 0.00 | 12.16 | 201.48 | 95.43 | 115.38 | 57.24 | 20.01 | 17.30 | 6.77 | 3.93 |
| | 8 | 59.40 | 54.82 | 63.99 | 41.03 | 215.75 | 110.25 | 64.00 | 31.83 | 9.80 | 8.27 | 6.35 | 6.11 | 15.61 | 182.63 | 126.67 | 123.58 | 66.15 | 21.88 | 15.90 | 15.59 | 7.90 |
| | 9 | 49.27 | 43.53 | 55.02 | 11.27 | 172.19 | 77.18 | 61.30 | 31.21 | 10.95 | 12.30 | 12.69 | 2.66 | 24.40 | 121.98 | 114.91 | 106.42 | 71.01 | 23.48 | 15.32 | 11.26 | 6.40 |
| | 10 | 73.60 | 67.27 | 79.92 | 73.26 | 268.07 | 137.20 | 58.59 | 33.82 | 10.25 | 7.20 | 3.72 | 13.32 | 37.24 | 256.19 | 159.05 | 129.95 | 81.99 | 31.83 | 14.09 | 5.32 | 3.65 |
| | 11 | 79.02 | 71.69 | 86.35 | 74.03 | 284.26 | 136.66 | 80.71 | 42.14 | 13.86 | 9.19 | 4.36 | 0.00 | 57.05 | 253.85 | 169.88 | 144.64 | 94.43 | 32.02 | 14.60 | 9.28 | 1.41 |
| | 12 | 67.62 | 56.10 | 79.14 | 51.57 | 209.57 | 114.13 | 62.56 | 35.18 | 14.94 | 7.14 | 4.57 | 5.22 | 47.45 | 250.53 | 161.23 | 117.99 | 81.97 | 25.70 | 13.60 | 11.29 | 2.48 |
| | 13 | 56.14 | 48.92 | 63.37 | 54.62 | 169.48 | 91.97 | 65.47 | 30.85 | 10.47 | 7.65 | 7.70 | 2.09 | 64.38 | 156.54 | 115.19 | 116.06 | 66.68 | 27.17 | 14.85 | 7.60 | 1.83 |
| Quarter | 1 | 43.43 | 37.57 | 49.28 | 0.00 | 146.13 | 87.54 | 47.69 | 29.16 | 10.77 | 7.22 | 5.00 | 4.65 | 0.00 | 122.01 | 107.79 | 101.57 | 65.25 | 21.99 | 14.52 | 7.45 | 2.98 |
| | 2 | 37.70 | 33.03 | 42.36 | 5.27 | 132.50 | 62.14 | 46.08 | 25.60 | 8.80 | 7.29 | 4.79 | 4.79 | 3.61 | 115.88 | 70.26 | 96.40 | 52.57 | 15.96 | 10.28 | 9.88 | 6.41 |
| | 3 | 56.54 | 50.88 | 62.20 | 26.74 | 205.06 | 101.91 | 60.92 | 30.07 | 9.76 | 9.96 | 8.14 | 5.37 | 20.93 | 177.92 | 121.94 | 117.56 | 66.93 | 22.45 | 15.97 | 10.01 | 6.06 |
| | 4 | 69.03 | 60.51 | 77.56 | 64.82 | 230.05 | 116.20 | 68.11 | 35.99 | 12.61 | 7.76 | 5.64 | 3.41 | 54.36 | 229.51 | 150.87 | 126.83 | 81.78 | 29.52 | 14.64 | 8.89 | 1.63 |
| Year | 15/16 | 52.00 | 45.78 | 58.22 | 24.97 | 179.41 | 92.41 | 55.93 | 30.31 | 10.52 | 8.05 | 5.89 | 4.53 | 20.38 | 162.62 | 113.44 | 110.89 | 66.92 | 22.61 | 13.87 | 9.05 | 4.22 |
| Episodes | F/N | 29321.00 | 11420.00 | 17901.00 | 59.00 | 2518.00 | 3147.00 | 2100.00 | 2528.00 | 764.00 | 197.00 | 84.00 | 23.00 | 45.00 | 2222.00 | 3709.00 | 4127.00 | 5593.00 | 1646.00 | 369.00 | 150.00 | 40.00 |

Mean weekly incidence rate per 100,000 Persons.

Acute Tonsillitis/Pharyngitis (ICD10: J02-J03)

| | | All ages | | | Female | | | | | | | | | Male | | | | | | | | | |
|-------------------|----------|---------------|----------|----------|----------|--------|---------|----------|----------|----------|----------|----------|--------|-------|--------|---------|----------|----------|----------|----------|----------|--------|-------|
| | | Male & Female | Male | Female | <1yr | 1-4yrs | 5-14yrs | 15-24yrs | 25-44yrs | 45-64yrs | 65-74yrs | 75-84yrs | 85+yrs | <1yr | 1-4yrs | 5-14yrs | 15-24yrs | 25-44yrs | 45-64yrs | 65-74yrs | 75-84yrs | 85+yrs | |
| North | Quarter | 1 | 45.12 | 36.96 | 53.27 | 0.00 | 110.26 | 117.59 | 129.35 | 73.87 | 24.46 | 11.96 | 8.42 | 3.54 | 0.00 | 136.31 | 78.87 | 59.57 | 34.71 | 11.14 | 6.12 | 5.89 | 0.00 |
| | | 2 | 37.61 | 28.84 | 46.38 | 0.00 | 140.28 | 69.78 | 116.52 | 54.67 | 16.05 | 10.44 | 2.71 | 6.97 | 0.00 | 115.50 | 54.75 | 44.20 | 20.84 | 7.66 | 4.16 | 7.87 | 4.62 |
| | | 3 | 53.70 | 45.93 | 61.46 | 7.82 | 194.03 | 120.06 | 110.04 | 67.48 | 17.01 | 16.35 | 10.81 | 9.57 | 23.84 | 179.28 | 98.34 | 54.77 | 28.23 | 9.55 | 4.92 | 7.79 | 6.64 |
| | | 4 | 66.54 | 60.49 | 72.59 | 24.03 | 219.28 | 158.16 | 121.83 | 79.97 | 28.52 | 11.11 | 7.17 | 3.26 | 72.40 | 225.27 | 121.47 | 71.29 | 33.60 | 8.84 | 6.09 | 5.44 | 0.00 |
| | Year | 15/16 | 51.04 | 43.38 | 58.69 | 8.26 | 166.97 | 117.18 | 119.48 | 69.21 | 21.64 | 12.44 | 7.28 | 5.79 | 24.97 | 165.24 | 88.98 | 57.72 | 29.43 | 9.29 | 5.34 | 6.72 | 2.76 |
| | Episodes | F/N | 8,836.00 | 3,288.00 | 5,548.00 | 6.00 | 635.00 | 1,112.00 | 1,558.00 | 1,547.00 | 507.00 | 122.00 | 43.00 | 18.00 | 18.00 | 652.00 | 877.00 | 755.00 | 683.00 | 216.00 | 50.00 | 32.00 | 5.00 |
| South | Quarter | 1 | 41.76 | 37.52 | 46.01 | 0.00 | 115.06 | 96.30 | 103.47 | 63.89 | 17.16 | 7.56 | 6.10 | 4.53 | 0.00 | 149.42 | 83.13 | 51.92 | 27.38 | 10.47 | 6.12 | 6.60 | 2.60 |
| | | 2 | 33.36 | 29.89 | 36.83 | 0.00 | 80.89 | 69.67 | 95.18 | 54.56 | 11.29 | 7.00 | 11.39 | 1.49 | 0.00 | 120.66 | 55.72 | 46.36 | 24.38 | 7.58 | 5.89 | 5.84 | 2.58 |
| | | 3 | 52.41 | 46.84 | 57.99 | 45.89 | 128.59 | 112.61 | 128.36 | 64.22 | 20.10 | 13.86 | 6.88 | 1.40 | 35.21 | 203.00 | 72.40 | 55.11 | 31.41 | 6.63 | 7.95 | 7.11 | 2.73 |
| | | 4 | 62.91 | 54.17 | 71.66 | 42.57 | 212.17 | 132.00 | 126.67 | 89.40 | 25.15 | 10.18 | 6.80 | 0.00 | 55.49 | 203.45 | 96.36 | 67.26 | 37.92 | 10.69 | 8.59 | 5.38 | 2.39 |
| | Year | 15/16 | 47.90 | 42.33 | 53.47 | 22.50 | 135.65 | 103.20 | 113.67 | 68.42 | 18.55 | 9.66 | 7.77 | 1.82 | 23.29 | 169.78 | 77.27 | 55.39 | 30.42 | 8.88 | 7.17 | 6.22 | 2.57 |
| | Episodes | F/N | 6,466.00 | 2,530.00 | 3,936.00 | 10.00 | 407.00 | 809.00 | 1,016.00 | 1,221.00 | 354.00 | 76.00 | 38.00 | 5.00 | 11.00 | 538.00 | 643.00 | 532.00 | 554.00 | 169.00 | 54.00 | 25.00 | 4.00 |
| London | Quarter | 1 | 45.01 | 39.18 | 50.84 | 0.00 | 150.91 | 122.84 | 67.96 | 59.82 | 25.52 | 25.20 | 5.34 | 0.00 | 0.00 | 168.70 | 91.52 | 35.24 | 27.63 | 13.03 | 8.42 | 2.27 | 5.78 |
| | | 2 | 41.30 | 38.71 | 43.89 | 14.43 | 123.78 | 71.63 | 73.78 | 47.36 | 19.06 | 13.95 | 20.14 | 10.89 | 21.07 | 142.58 | 73.43 | 49.97 | 27.96 | 11.60 | 13.34 | 2.31 | 6.12 |
| | | 3 | 58.38 | 55.14 | 61.63 | 7.14 | 205.78 | 122.19 | 82.33 | 60.93 | 29.32 | 22.42 | 14.81 | 9.74 | 36.22 | 223.88 | 112.42 | 52.40 | 25.80 | 9.74 | 17.26 | 12.99 | 5.51 |
| | | 4 | 65.13 | 59.27 | 70.99 | 63.34 | 203.11 | 153.08 | 92.28 | 60.86 | 32.83 | 23.20 | 10.24 | 0.00 | 59.96 | 225.81 | 119.22 | 56.58 | 31.55 | 16.94 | 8.54 | 9.58 | 5.29 |
| | Year | 15/16 | 52.70 | 48.29 | 57.11 | 22.02 | 171.50 | 118.11 | 79.34 | 57.31 | 26.80 | 21.23 | 12.59 | 5.06 | 29.89 | 190.91 | 99.53 | 48.70 | 28.30 | 12.91 | 11.82 | 6.84 | 5.67 |
| | Episodes | F/N | 7,235.00 | 2,909.00 | 4,326.00 | 16.00 | 662.00 | 921.00 | 639.00 | 1,612.00 | 360.00 | 80.00 | 30.00 | 6.00 | 20.00 | 749.00 | 798.00 | 354.00 | 753.00 | 180.00 | 38.00 | 13.00 | 4.00 |
| Midlands And East | Quarter | 1 | 41.83 | 36.64 | 47.01 | 0.00 | 111.80 | 94.44 | 105.48 | 63.44 | 20.84 | 13.37 | 9.92 | 3.85 | 0.00 | 130.07 | 96.63 | 44.05 | 26.94 | 8.42 | 8.22 | 5.24 | 10.21 |
| | | 2 | 38.51 | 34.68 | 42.34 | 0.00 | 118.58 | 69.99 | 100.11 | 53.67 | 17.44 | 9.73 | 5.30 | 6.27 | 0.00 | 151.28 | 64.68 | 43.79 | 29.22 | 8.37 | 5.79 | 3.15 | 5.85 |
| | | 3 | 61.66 | 55.62 | 67.71 | 22.89 | 183.30 | 132.89 | 149.52 | 75.08 | 23.37 | 11.24 | 7.56 | 3.55 | 11.69 | 214.06 | 124.46 | 81.37 | 34.83 | 13.13 | 9.71 | 4.68 | 6.60 |
| | | 4 | 81.55 | 68.11 | 94.99 | 87.49 | 283.46 | 160.24 | 166.53 | 96.88 | 31.57 | 14.09 | 11.34 | 3.27 | 71.44 | 265.69 | 127.77 | 77.32 | 40.88 | 13.96 | 7.83 | 2.17 | 5.96 |
| | Year | 15/16 | 56.37 | 49.13 | 63.62 | 28.73 | 176.34 | 115.25 | 131.09 | 72.73 | 23.46 | 12.14 | 8.58 | 4.21 | 21.74 | 191.70 | 103.84 | 61.93 | 33.12 | 11.03 | 7.89 | 3.78 | 7.13 |
| | Episodes | F/N | 6,784.00 | 2,693.00 | 4,091.00 | 13.00 | 518.00 | 867.00 | 914.00 | 1,213.00 | 425.00 | 91.00 | 39.00 | 11.00 | 10.00 | 579.00 | 829.00 | 459.00 | 538.00 | 199.00 | 55.00 | 14.00 | 10.00 |

Mean weekly incidence rate per 100,000 Persons.

Asthma (ICD10: J45-J46)

| | | All ages | | | Male | | | | | | | | | Female | | | | | | | | |
|-----------------|-------|---------------|---------|---------|------|--------|---------|----------|----------|----------|----------|----------|--------|--------|--------|---------|----------|----------|----------|----------|----------|--------|
| | | Male & Female | Male | Female | <1yr | 1-4yrs | 5-14yrs | 15-24yrs | 25-44yrs | 45-64yrs | 65-74yrs | 75-84yrs | 85+yrs | <1yr | 1-4yrs | 5-14yrs | 15-24yrs | 25-44yrs | 45-64yrs | 65-74yrs | 75-84yrs | 85+yrs |
| 4 weekly | 1 | 9.52 | 7.97 | 11.06 | 0.00 | 11.57 | 26.25 | 5.98 | 7.23 | 6.61 | 3.92 | 6.38 | 3.82 | 0.00 | 12.85 | 20.68 | 10.56 | 10.71 | 12.80 | 12.30 | 8.73 | 10.88 |
| | 2 | 9.68 | 8.97 | 10.39 | 0.00 | 14.32 | 23.82 | 7.47 | 9.76 | 6.68 | 8.95 | 5.82 | 3.95 | 0.00 | 11.55 | 16.82 | 11.92 | 11.30 | 10.62 | 13.64 | 9.77 | 7.90 |
| | 3 | 9.95 | 8.85 | 11.04 | 0.00 | 10.00 | 15.58 | 8.36 | 10.51 | 7.08 | 9.24 | 9.70 | 9.21 | 0.00 | 11.83 | 15.83 | 14.38 | 11.40 | 12.02 | 12.57 | 4.14 | 17.17 |
| | 4 | 7.93 | 6.59 | 9.26 | 0.00 | 11.93 | 12.82 | 8.93 | 6.08 | 6.10 | 5.46 | 8.03 | 0.00 | 0.00 | 4.57 | 10.58 | 13.67 | 12.23 | 11.11 | 7.54 | 14.34 | 9.33 |
| | 5 | 10.85 | 10.60 | 11.10 | 0.00 | 21.64 | 24.90 | 13.42 | 8.48 | 8.02 | 9.25 | 4.01 | 5.70 | 0.00 | 5.27 | 15.85 | 15.06 | 13.90 | 16.96 | 17.13 | 12.22 | 3.52 |
| | 6 | 12.65 | 10.61 | 14.69 | 0.00 | 20.36 | 25.74 | 10.69 | 11.50 | 10.29 | 8.20 | 8.73 | 0.00 | 0.00 | 9.73 | 18.87 | 22.93 | 19.85 | 22.50 | 10.97 | 17.72 | 9.67 |
| | 7 | 13.18 | 11.28 | 15.07 | 0.00 | 16.44 | 22.47 | 11.25 | 11.55 | 10.37 | 12.31 | 12.30 | 4.85 | 0.00 | 12.48 | 17.26 | 22.20 | 19.20 | 21.28 | 16.08 | 12.56 | 14.60 |
| | 8 | 14.89 | 12.01 | 17.78 | 0.00 | 23.68 | 28.91 | 9.18 | 9.51 | 9.07 | 11.88 | 12.17 | 3.70 | 0.00 | 23.35 | 23.27 | 22.25 | 18.35 | 17.94 | 21.57 | 15.49 | 17.79 |
| | 9 | 12.98 | 11.63 | 14.34 | 0.00 | 19.66 | 17.86 | 10.11 | 10.54 | 11.73 | 10.52 | 15.19 | 9.08 | 0.00 | 13.08 | 12.38 | 12.56 | 16.70 | 22.06 | 18.93 | 22.46 | 10.86 |
| | 10 | 14.38 | 13.48 | 15.28 | 0.00 | 25.26 | 30.09 | 10.35 | 11.47 | 13.21 | 11.76 | 10.47 | 8.67 | 0.00 | 10.94 | 22.11 | 21.07 | 19.89 | 22.93 | 17.95 | 13.51 | 9.09 |
| | 11 | 13.04 | 10.66 | 15.43 | 0.00 | 16.70 | 24.65 | 10.67 | 7.84 | 10.09 | 9.69 | 9.77 | 6.51 | 0.00 | 13.96 | 17.34 | 17.33 | 19.62 | 19.61 | 22.00 | 11.82 | 17.19 |
| | 12 | 9.87 | 6.57 | 13.17 | 0.00 | 11.80 | 16.66 | 6.55 | 8.23 | 6.20 | 7.28 | 2.37 | 0.00 | 0.00 | 9.10 | 15.08 | 16.22 | 15.42 | 18.71 | 14.40 | 14.88 | 14.68 |
| | 13 | 10.44 | 8.90 | 11.98 | 3.17 | 23.23 | 18.30 | 7.73 | 6.01 | 8.87 | 7.44 | 5.34 | 0.00 | 0.00 | 7.96 | 14.01 | 13.78 | 14.45 | 13.68 | 17.76 | 13.68 | 12.51 |
| Quarter | 1 | 9.70 | 8.55 | 10.85 | 0.00 | 11.94 | 22.22 | 7.17 | 9.02 | 6.78 | 7.10 | 7.23 | 5.52 | 0.00 | 12.14 | 18.00 | 12.16 | 11.11 | 11.89 | 12.80 | 7.64 | 11.90 |
| | 2 | 10.67 | 9.25 | 12.09 | 0.00 | 17.66 | 20.41 | 11.04 | 9.06 | 8.41 | 7.92 | 6.39 | 2.38 | 0.00 | 6.60 | 15.90 | 17.28 | 15.43 | 17.86 | 12.15 | 14.63 | 8.96 |
| | 3 | 14.02 | 12.24 | 15.81 | 0.00 | 21.66 | 25.53 | 9.38 | 10.86 | 11.00 | 10.78 | 14.14 | 6.78 | 0.00 | 16.42 | 17.61 | 20.34 | 18.60 | 19.97 | 18.94 | 17.26 | 13.17 |
| | 4 | 11.41 | 9.28 | 13.55 | 0.91 | 17.97 | 20.89 | 9.28 | 7.56 | 8.82 | 9.43 | 6.18 | 2.50 | 0.00 | 10.17 | 16.52 | 15.66 | 16.87 | 18.24 | 18.09 | 12.87 | 13.52 |
| Year | 15/16 | 11.45 | 9.82 | 13.08 | 0.24 | 17.32 | 22.24 | 9.22 | 9.09 | 8.75 | 8.82 | 8.44 | 4.26 | 0.00 | 11.31 | 17.00 | 16.35 | 15.53 | 17.01 | 15.54 | 13.09 | 11.92 |
| Episodes | F/N | 7883.00 | 3177.00 | 4706.00 | 1.00 | 247.00 | 763.00 | 349.00 | 772.00 | 661.00 | 236.00 | 127.00 | 21.00 | 0.00 | 152.00 | 549.00 | 638.00 | 1313.00 | 1267.00 | 443.00 | 235.00 | 109.00 |

Mean weekly incidence rate per 100,000 Persons.

Asthma (ICD10: J45 - J46)

| | | | All ages | | | Male | | | | | | | | Female | | | | | | | | | |
|-------------------|----------|-------|---------------|----------|----------|------|--------|---------|----------|----------|----------|----------|----------|--------|------|--------|---------|----------|----------|----------|----------|----------|--------|
| | | | Male & Female | Male | Female | <1yr | 1-4yrs | 5-14yrs | 15-24yrs | 25-44yrs | 45-64yrs | 65-74yrs | 75-84yrs | 85+yrs | <1yr | 1-4yrs | 5-14yrs | 15-24yrs | 25-44yrs | 45-64yrs | 65-74yrs | 75-84yrs | 85+yrs |
| North | Quarter | 1 | 8.23 | 7.02 | 9.44 | 0.00 | 11.60 | 18.34 | 7.07 | 8.42 | 5.39 | 3.16 | 5.85 | 3.35 | 0.00 | 3.29 | 16.75 | 14.15 | 11.72 | 10.20 | 8.57 | 7.63 | 12.66 |
| | | 2 | 11.74 | 10.76 | 12.72 | 0.00 | 21.93 | 22.34 | 12.09 | 11.41 | 6.32 | 9.40 | 6.31 | 7.01 | 0.00 | 7.92 | 13.62 | 22.70 | 16.13 | 18.36 | 12.33 | 16.07 | 7.34 |
| | | 3 | 14.43 | 12.30 | 16.56 | 0.00 | 26.60 | 28.63 | 8.73 | 10.37 | 11.76 | 9.32 | 10.95 | 4.30 | 0.00 | 21.00 | 17.16 | 22.10 | 23.40 | 18.72 | 19.12 | 17.39 | 10.16 |
| | | 4 | 12.54 | 11.37 | 13.70 | 3.62 | 22.87 | 26.29 | 8.66 | 9.30 | 8.99 | 10.17 | 10.18 | 2.28 | 0.00 | 13.56 | 16.36 | 17.77 | 19.18 | 19.00 | 15.08 | 15.72 | 6.61 |
| | Year | 15/16 | 11.75 | 10.38 | 13.12 | 0.96 | 20.79 | 23.94 | 9.13 | 9.86 | 8.13 | 8.05 | 8.36 | 4.20 | 0.00 | 11.48 | 15.98 | 19.15 | 17.64 | 16.62 | 13.80 | 14.23 | 9.14 |
| | Episodes | F/N | 2,561.00 | 1,015.00 | 1,546.00 | 1.00 | 85.00 | 237.00 | 123.00 | 239.00 | 202.00 | 80.00 | 41.00 | 7.00 | 0.00 | 46.00 | 149.00 | 268.00 | 418.00 | 406.00 | 143.00 | 89.00 | 27.00 |
| South | Quarter | 1 | 9.56 | 8.48 | 10.64 | 0.00 | 12.91 | 21.99 | 5.29 | 9.26 | 7.20 | 7.27 | 7.41 | 4.96 | 0.00 | 23.03 | 13.51 | 6.55 | 11.67 | 12.81 | 15.31 | 4.14 | 8.71 |
| | | 2 | 10.08 | 8.37 | 11.78 | 0.00 | 18.22 | 17.63 | 8.84 | 7.05 | 8.62 | 7.41 | 5.06 | 2.50 | 0.00 | 5.52 | 14.48 | 15.15 | 18.71 | 18.15 | 8.69 | 13.96 | 11.37 |
| | | 3 | 14.68 | 11.88 | 17.49 | 0.00 | 17.70 | 24.48 | 13.19 | 12.93 | 11.32 | 12.92 | 11.80 | 2.54 | 0.00 | 18.72 | 18.24 | 23.10 | 19.12 | 22.29 | 22.48 | 21.17 | 12.27 |
| | | 4 | 12.18 | 10.22 | 14.14 | 0.00 | 22.03 | 20.81 | 8.75 | 5.90 | 9.76 | 9.66 | 7.35 | 7.71 | 0.00 | 11.97 | 19.42 | 18.63 | 15.54 | 15.46 | 20.48 | 11.96 | 13.76 |
| | Year | 15/16 | 11.63 | 9.75 | 13.52 | 0.00 | 17.80 | 21.22 | 9.01 | 8.73 | 9.23 | 9.32 | 7.90 | 4.49 | 0.00 | 14.76 | 16.47 | 15.91 | 16.25 | 17.15 | 16.81 | 12.79 | 11.57 |
| | Episodes | F/N | 1,917.00 | 758.00 | 1,159.00 | 0.00 | 57.00 | 175.00 | 87.00 | 154.00 | 176.00 | 70.00 | 32.00 | 7.00 | 0.00 | 43.00 | 129.00 | 145.00 | 286.00 | 327.00 | 134.00 | 63.00 | 32.00 |
| London | Quarter | 1 | 10.74 | 9.41 | 12.07 | 0.00 | 11.64 | 25.13 | 8.63 | 9.82 | 6.17 | 9.84 | 4.63 | 8.81 | 0.00 | 11.63 | 21.61 | 11.46 | 10.01 | 13.27 | 15.92 | 10.49 | 14.25 |
| | | 2 | 10.12 | 7.98 | 12.26 | 0.00 | 13.32 | 18.56 | 8.98 | 8.14 | 10.28 | 7.96 | 4.61 | 0.00 | 0.00 | 4.69 | 18.65 | 13.83 | 10.90 | 20.12 | 15.14 | 16.14 | 10.86 |
| | | 3 | 13.43 | 13.27 | 13.59 | 0.00 | 19.52 | 24.73 | 6.39 | 10.50 | 11.29 | 15.54 | 14.64 | 16.80 | 0.00 | 8.20 | 17.72 | 14.36 | 13.94 | 18.28 | 19.93 | 16.64 | 13.27 |
| | | 4 | 10.96 | 8.12 | 13.79 | 0.00 | 13.53 | 21.64 | 12.20 | 6.91 | 7.26 | 9.63 | 1.91 | 0.00 | 0.00 | 9.55 | 15.45 | 12.13 | 12.65 | 18.08 | 23.18 | 17.54 | 15.57 |
| | Year | 15/16 | 11.31 | 9.67 | 12.95 | 0.00 | 14.49 | 22.50 | 9.11 | 8.80 | 8.72 | 10.72 | 6.36 | 6.28 | 0.00 | 8.54 | 18.30 | 12.93 | 11.89 | 17.45 | 18.63 | 15.25 | 13.53 |
| | Episodes | F/N | 1,666.00 | 703.00 | 963.00 | 0.00 | 56.00 | 177.00 | 66.00 | 232.00 | 121.00 | 35.00 | 12.00 | 4.00 | 0.00 | 32.00 | 138.00 | 102.00 | 338.00 | 231.00 | 69.00 | 37.00 | 16.00 |
| Midlands And East | Quarter | 1 | 10.27 | 9.30 | 11.24 | 0.00 | 11.58 | 23.43 | 7.69 | 8.57 | 8.36 | 8.14 | 11.02 | 4.94 | 0.00 | 10.59 | 20.12 | 16.46 | 11.02 | 11.28 | 11.39 | 8.29 | 11.98 |
| | | 2 | 10.75 | 9.89 | 11.60 | 0.00 | 17.18 | 23.09 | 14.27 | 9.63 | 8.41 | 6.90 | 9.58 | 0.00 | 0.00 | 8.27 | 16.88 | 17.46 | 15.98 | 14.80 | 12.42 | 12.35 | 6.28 |
| | | 3 | 13.56 | 11.51 | 15.60 | 0.00 | 22.84 | 24.29 | 9.22 | 9.65 | 9.63 | 5.34 | 19.18 | 3.47 | 0.00 | 17.76 | 17.31 | 21.79 | 17.91 | 20.59 | 14.20 | 13.83 | 16.97 |
| | | 4 | 9.99 | 7.41 | 12.57 | 0.00 | 13.44 | 14.80 | 7.50 | 8.12 | 9.27 | 8.26 | 5.29 | 0.00 | 0.00 | 5.62 | 14.85 | 14.13 | 20.10 | 20.43 | 13.61 | 6.26 | 18.12 |
| | Year | 15/16 | 11.12 | 9.49 | 12.75 | 0.00 | 16.21 | 21.28 | 9.63 | 8.98 | 8.92 | 7.18 | 11.15 | 2.06 | 0.00 | 10.47 | 17.24 | 17.40 | 16.32 | 16.84 | 12.92 | 10.11 | 13.43 |
| | Episodes | F/N | 1,739.00 | 701.00 | 1,038.00 | 0.00 | 49.00 | 174.00 | 73.00 | 147.00 | 162.00 | 51.00 | 42.00 | 3.00 | 0.00 | 31.00 | 133.00 | 123.00 | 271.00 | 303.00 | 97.00 | 46.00 | 34.00 |

Mean weekly incidence rate per 100,000 Persons.

Bullous Dermatoses (ICD10: L10-L14)

| | | All ages | | | Male | | | | | | | | | Female | | | | | | | | | |
|----------|-------|---------------|-------|--------|------|--------|---------|----------|----------|----------|----------|----------|--------|--------|--------|---------|----------|----------|----------|----------|----------|--------|------|
| | | Male & Female | Male | Female | <1yr | 1-4yrs | 5-14yrs | 15-24yrs | 25-44yrs | 45-64yrs | 65-74yrs | 75-84yrs | 85+yrs | <1yr | 1-4yrs | 5-14yrs | 15-24yrs | 25-44yrs | 45-64yrs | 65-74yrs | 75-84yrs | 85+yrs | |
| 4 weekly | 1 | 0.18 | 0.14 | 0.22 | 0.00 | 1.27 | 0.00 | 0.00 | 0.00 | 0.00 | 0.00 | 0.00 | 0.00 | 0.00 | 0.00 | 0.00 | 0.00 | 0.00 | 0.00 | 0.00 | 0.34 | 0.00 | 1.64 |
| | 2 | 0.41 | 0.42 | 0.40 | 0.00 | 0.00 | 0.00 | 0.00 | 0.00 | 0.00 | 0.00 | 1.75 | 1.98 | 0.00 | 0.00 | 0.00 | 0.00 | 0.00 | 0.00 | 0.00 | 0.00 | 1.33 | 2.28 |
| | 3 | 0.52 | 0.61 | 0.43 | 0.00 | 0.00 | 0.46 | 0.00 | 0.00 | 0.17 | 0.00 | 0.00 | 4.89 | 0.00 | 0.00 | 0.00 | 0.00 | 0.16 | 0.39 | 1.37 | 0.74 | 1.21 | |
| | 4 | 0.68 | 0.88 | 0.49 | 0.00 | 0.00 | 0.00 | 0.00 | 0.00 | 0.00 | 2.17 | 0.79 | 4.94 | 0.00 | 0.00 | 0.00 | 0.00 | 0.18 | 0.29 | 0.00 | 2.83 | 1.10 | |
| | 5 | 0.31 | 0.26 | 0.35 | 0.00 | 0.00 | 0.00 | 0.00 | 0.00 | 0.25 | 0.00 | 0.00 | 2.09 | 0.00 | 0.00 | 0.00 | 0.00 | 0.19 | 0.32 | 0.98 | 0.49 | 1.19 | |
| | 6 | 0.40 | 0.12 | 0.67 | 0.00 | 0.00 | 0.00 | 0.33 | 0.00 | 0.18 | 0.61 | 0.00 | 0.00 | 0.00 | 0.00 | 0.00 | 0.00 | 0.00 | 0.31 | 0.00 | 0.46 | 5.29 | |
| | 7 | 0.32 | 0.06 | 0.58 | 0.00 | 0.00 | 0.00 | 0.51 | 0.00 | 0.00 | 0.00 | 0.00 | 0.00 | 0.00 | 0.00 | 0.00 | 0.00 | 0.00 | 0.27 | 0.40 | 2.56 | 2.01 | |
| | 8 | 0.47 | 0.63 | 0.31 | 0.00 | 0.00 | 0.00 | 0.00 | 0.00 | 0.00 | 0.00 | 1.32 | 4.37 | 0.00 | 0.00 | 0.29 | 0.00 | 0.00 | 0.34 | 0.44 | 0.78 | 0.99 | |
| | 9 | 0.39 | 0.68 | 0.09 | 0.00 | 0.00 | 0.00 | 0.00 | 0.00 | 0.00 | 0.00 | 1.79 | 4.36 | 0.00 | 0.00 | 0.00 | 0.00 | 0.11 | 0.19 | 0.00 | 0.52 | 0.00 | |
| | 10 | 0.71 | 1.00 | 0.42 | 0.00 | 0.00 | 0.00 | 0.00 | 0.00 | 0.19 | 0.49 | 1.77 | 6.50 | 0.00 | 0.00 | 0.00 | 0.00 | 0.22 | 0.25 | 0.00 | 2.05 | 1.23 | |
| | 11 | 0.14 | 0.07 | 0.20 | 0.00 | 0.00 | 0.00 | 0.00 | 0.00 | 0.19 | 0.44 | 0.00 | 0.00 | 0.00 | 0.00 | 0.00 | 0.00 | 0.11 | 0.17 | 0.31 | 0.00 | 1.25 | |
| | 12 | 0.36 | 0.50 | 0.22 | 0.00 | 0.00 | 0.28 | 0.00 | 0.00 | 0.00 | 0.00 | 1.47 | 2.71 | 0.00 | 0.00 | 0.00 | 0.00 | 0.00 | 0.00 | 0.42 | 0.50 | 1.03 | |
| | 13 | 0.19 | 0.35 | 0.03 | 0.00 | 0.00 | 0.00 | 0.00 | 0.16 | 0.00 | 0.39 | 0.92 | 1.70 | 0.00 | 0.00 | 0.00 | 0.00 | 0.27 | 0.00 | 0.00 | 0.00 | 0.00 | |
| Quarter | 1 | 0.36 | 0.37 | 0.34 | 0.00 | 0.49 | 0.14 | 0.00 | 0.00 | 0.05 | 0.00 | 0.54 | 2.11 | 0.00 | 0.00 | 0.00 | 0.00 | 0.05 | 0.12 | 0.55 | 0.64 | 1.70 | |
| | 2 | 0.51 | 0.41 | 0.61 | 0.00 | 0.00 | 0.00 | 0.26 | 0.00 | 0.13 | 0.86 | 0.24 | 2.16 | 0.00 | 0.00 | 0.00 | 0.00 | 0.11 | 0.36 | 0.42 | 1.61 | 2.95 | |
| | 3 | 0.46 | 0.68 | 0.23 | 0.00 | 0.00 | 0.00 | 0.00 | 0.00 | 0.06 | 0.15 | 1.25 | 4.69 | 0.00 | 0.00 | 0.09 | 0.00 | 0.03 | 0.16 | 0.13 | 1.37 | 0.30 | |
| | 4 | 0.24 | 0.29 | 0.18 | 0.00 | 0.00 | 0.08 | 0.00 | 0.05 | 0.05 | 0.24 | 0.92 | 1.26 | 0.00 | 0.00 | 0.00 | 0.00 | 0.17 | 0.12 | 0.21 | 0.14 | 1.00 | |
| Year | 15/16 | 0.39 | 0.43 | 0.34 | 0.00 | 0.12 | 0.06 | 0.06 | 0.01 | 0.07 | 0.31 | 0.74 | 2.53 | 0.00 | 0.00 | 0.02 | 0.00 | 0.09 | 0.19 | 0.33 | 0.93 | 1.48 | |
| Episodes | F/N | 106.00 | 43.00 | 63.00 | 0.00 | 1.00 | 2.00 | 2.00 | 1.00 | 5.00 | 7.00 | 12.00 | 13.00 | 0.00 | 0.00 | 1.00 | 0.00 | 8.00 | 13.00 | 8.00 | 17.00 | 16.00 | |

Mean weekly incidence rate per 100,000 Persons.

Bullous Dermatoses (ICD10: L10 - L14)

| | | | All ages | | | Male | | | | | | | | | Female | | | | | | | | | |
|-------------------|----------|-------|---------------|-------|--------|------|--------|---------|----------|----------|----------|----------|----------|--------|--------|--------|---------|----------|----------|----------|----------|----------|--------|------|
| | | | Male & Female | Male | Female | <1yr | 1-4yrs | 5-14yrs | 15-24yrs | 25-44yrs | 45-64yrs | 65-74yrs | 75-84yrs | 85+yrs | <1yr | 1-4yrs | 5-14yrs | 15-24yrs | 25-44yrs | 45-64yrs | 65-74yrs | 75-84yrs | 85+yrs | |
| North | Quarter | 1 | 0.20 | 0.34 | 0.05 | 0.00 | 1.95 | 0.00 | 0.00 | 0.00 | 0.00 | 0.00 | 1.13 | 0.00 | 0.00 | 0.00 | 0.00 | 0.00 | 0.00 | 0.48 | 0.00 | 0.00 | 0.00 | |
| | | 2 | 0.32 | 0.37 | 0.27 | 0.00 | 0.00 | 0.00 | 0.00 | 0.00 | 0.00 | 0.00 | 0.75 | 0.00 | 2.57 | 0.00 | 0.00 | 0.00 | 0.00 | 0.15 | 0.00 | 1.17 | 1.10 | |
| | | 3 | 0.80 | 1.28 | 0.32 | 0.00 | 0.00 | 0.00 | 0.00 | 0.00 | 0.00 | 0.00 | 0.00 | 1.46 | 10.05 | 0.00 | 0.00 | 0.35 | 0.00 | 0.00 | 0.14 | 0.00 | 1.20 | 1.22 |
| | | 4 | 0.30 | 0.33 | 0.27 | 0.00 | 0.00 | 0.32 | 0.00 | 0.00 | 0.00 | 0.00 | 0.00 | 0.70 | 1.94 | 0.00 | 0.00 | 0.00 | 0.00 | 0.00 | 0.29 | 0.35 | 0.57 | 1.18 |
| | Year | 15/16 | 0.40 | 0.57 | 0.23 | 0.00 | 0.48 | 0.08 | 0.00 | 0.00 | 0.00 | 0.00 | 0.18 | 0.82 | 3.61 | 0.00 | 0.00 | 0.09 | 0.00 | 0.00 | 0.26 | 0.09 | 0.73 | 0.88 |
| | Episodes | F/N | 30.00 | 14.00 | 16.00 | 0.00 | 1.00 | 1.00 | 0.00 | 0.00 | 0.00 | 0.00 | 2.00 | 4.00 | 6.00 | 0.00 | 0.00 | 1.00 | 0.00 | 0.00 | 6.00 | 1.00 | 5.00 | 3.00 |
| South | Quarter | 1 | 0.51 | 0.47 | 0.54 | 0.00 | 0.00 | 0.56 | 0.00 | 0.00 | 0.21 | 0.00 | 1.03 | 2.44 | 0.00 | 0.00 | 0.00 | 0.00 | 0.00 | 0.00 | 1.01 | 2.55 | 1.33 | |
| | | 2 | 0.47 | 0.15 | 0.79 | 0.00 | 0.00 | 0.00 | 0.41 | 0.00 | 0.00 | 0.00 | 0.97 | 0.00 | 0.00 | 0.00 | 0.00 | 0.00 | 0.23 | 0.00 | 0.49 | 0.82 | 5.61 | |
| | | 3 | 0.32 | 0.55 | 0.09 | 0.00 | 0.00 | 0.00 | 0.00 | 0.00 | 0.00 | 0.00 | 0.00 | 2.38 | 2.54 | 0.00 | 0.00 | 0.00 | 0.00 | 0.00 | 0.00 | 0.00 | 0.81 | 0.00 |
| | | 4 | 0.32 | 0.23 | 0.41 | 0.00 | 0.00 | 0.00 | 0.00 | 0.19 | 0.00 | 0.95 | 0.95 | 0.00 | 0.00 | 0.00 | 0.00 | 0.00 | 0.19 | 0.20 | 0.48 | 0.00 | 2.83 | |
| | Year | 15/16 | 0.40 | 0.35 | 0.46 | 0.00 | 0.00 | 0.14 | 0.10 | 0.05 | 0.05 | 0.25 | 1.33 | 1.22 | 0.00 | 0.00 | 0.00 | 0.00 | 0.10 | 0.05 | 0.49 | 1.03 | 2.45 | |
| | Episodes | F/N | 32.00 | 13.00 | 19.00 | 0.00 | 0.00 | 1.00 | 1.00 | 1.00 | 1.00 | 2.00 | 5.00 | 2.00 | 0.00 | 0.00 | 0.00 | 0.00 | 2.00 | 1.00 | 4.00 | 5.00 | 7.00 | |
| London | Quarter | 1 | 0.41 | 0.67 | 0.15 | 0.00 | 0.00 | 0.00 | 0.00 | 0.00 | 0.00 | 0.00 | 0.00 | 6.01 | 0.00 | 0.00 | 0.00 | 0.00 | 0.20 | 0.00 | 1.19 | 0.00 | 0.00 | |
| | | 2 | 0.97 | 1.08 | 0.85 | 0.00 | 0.00 | 0.00 | 0.62 | 0.00 | 0.31 | 2.67 | 0.00 | 6.08 | 0.00 | 0.00 | 0.00 | 0.00 | 0.00 | 1.07 | 1.20 | 1.78 | 3.63 | |
| | | 3 | 0.11 | 0.00 | 0.22 | 0.00 | 0.00 | 0.00 | 0.00 | 0.00 | 0.00 | 0.00 | 0.00 | 0.00 | 0.00 | 0.00 | 0.00 | 0.00 | 0.13 | 0.27 | 0.00 | 1.56 | 0.00 | |
| | | 4 | 0.01 | 0.00 | 0.03 | 0.00 | 0.00 | 0.00 | 0.00 | 0.00 | 0.00 | 0.00 | 0.00 | 0.00 | 0.00 | 0.00 | 0.00 | 0.00 | 0.24 | 0.00 | 0.00 | 0.00 | 0.00 | |
| | Year | 15/16 | 0.37 | 0.43 | 0.31 | 0.00 | 0.00 | 0.00 | 0.15 | 0.00 | 0.08 | 0.66 | 0.00 | 2.97 | 0.00 | 0.00 | 0.00 | 0.00 | 0.14 | 0.33 | 0.59 | 0.82 | 0.89 | |
| | Episodes | F/N | 19.00 | 6.00 | 13.00 | 0.00 | 0.00 | 0.00 | 1.00 | 0.00 | 1.00 | 2.00 | 0.00 | 2.00 | 0.00 | 0.00 | 0.00 | 0.00 | 4.00 | 4.00 | 2.00 | 2.00 | 1.00 | |
| Midlands And East | Quarter | 1 | 0.30 | 0.00 | 0.61 | 0.00 | 0.00 | 0.00 | 0.00 | 0.00 | 0.00 | 0.00 | 0.00 | 0.00 | 0.00 | 0.00 | 0.00 | 0.00 | 0.00 | 0.00 | 0.00 | 0.00 | 0.00 | 5.48 |
| | | 2 | 0.27 | 0.02 | 0.51 | 0.00 | 0.00 | 0.00 | 0.00 | 0.00 | 0.22 | 0.00 | 0.00 | 0.00 | 0.00 | 0.00 | 0.00 | 0.00 | 0.23 | 0.22 | 0.00 | 2.66 | 1.47 | |
| | | 3 | 0.60 | 0.91 | 0.30 | 0.00 | 0.00 | 0.00 | 0.00 | 0.00 | 0.24 | 0.61 | 1.15 | 6.15 | 0.00 | 0.00 | 0.00 | 0.00 | 0.00 | 0.24 | 0.54 | 1.92 | 0.00 | |
| | | 4 | 0.31 | 0.59 | 0.03 | 0.00 | 0.00 | 0.00 | 0.00 | 0.00 | 0.22 | 0.00 | 2.03 | 3.09 | 0.00 | 0.00 | 0.00 | 0.00 | 0.25 | 0.00 | 0.00 | 0.00 | 0.00 | |
| | Year | 15/16 | 0.37 | 0.39 | 0.36 | 0.00 | 0.00 | 0.00 | 0.00 | 0.00 | 0.17 | 0.15 | 0.82 | 2.33 | 0.00 | 0.00 | 0.00 | 0.00 | 0.12 | 0.11 | 0.13 | 1.12 | 1.70 | |
| | Episodes | F/N | 25.00 | 10.00 | 15.00 | 0.00 | 0.00 | 0.00 | 0.00 | 0.00 | 3.00 | 1.00 | 3.00 | 3.00 | 0.00 | 0.00 | 0.00 | 0.00 | 2.00 | 2.00 | 1.00 | 5.00 | 5.00 | |

Mean weekly incidence rate per 100,000 Persons.

Chickenpox (ICD10: B01)

| | | All ages | | | Male | | | | | | | | | Female | | | | | | | | | |
|-----------------|-------|---------------|---------|---------|--------|---------|---------|----------|----------|----------|----------|----------|--------|--------|--------|---------|----------|----------|----------|----------|----------|--------|------|
| | | Male & Female | Male | Female | <1yr | 1-4yrs | 5-14yrs | 15-24yrs | 25-44yrs | 45-64yrs | 65-74yrs | 75-84yrs | 85+yrs | <1yr | 1-4yrs | 5-14yrs | 15-24yrs | 25-44yrs | 45-64yrs | 65-74yrs | 75-84yrs | 85+yrs | |
| 4 weekly | 1 | 17.05 | 18.50 | 15.61 | 0.00 | 128.18 | 35.45 | 1.79 | 0.62 | 0.43 | 0.00 | 0.00 | 0.00 | 0.00 | 98.77 | 37.37 | 3.14 | 1.16 | 0.00 | 0.00 | 0.00 | 0.00 | |
| | 2 | 13.92 | 12.73 | 15.11 | 0.00 | 83.74 | 27.80 | 1.49 | 0.83 | 0.72 | 0.00 | 0.00 | 0.00 | 0.00 | 106.41 | 27.81 | 0.38 | 1.00 | 0.00 | 0.41 | 0.00 | 0.00 | |
| | 3 | 18.36 | 25.12 | 11.60 | 125.00 | 68.72 | 27.67 | 2.55 | 0.93 | 0.71 | 0.49 | 0.00 | 0.00 | 0.00 | 74.55 | 25.02 | 2.46 | 1.54 | 0.38 | 0.46 | 0.00 | 0.00 | |
| | 4 | 6.76 | 6.95 | 6.57 | 0.00 | 52.43 | 8.45 | 0.49 | 0.53 | 0.64 | 0.00 | 0.00 | 0.00 | 0.00 | 46.89 | 9.19 | 0.84 | 0.79 | 0.45 | 0.97 | 0.00 | 0.00 | |
| | 5 | 3.77 | 4.07 | 3.48 | 0.00 | 30.48 | 4.44 | 0.76 | 0.93 | 0.00 | 0.00 | 0.00 | 0.00 | 0.00 | 23.24 | 6.61 | 0.85 | 0.60 | 0.00 | 0.00 | 0.00 | 0.00 | |
| | 6 | 9.15 | 10.79 | 7.51 | 28.69 | 52.57 | 13.27 | 1.57 | 0.81 | 0.25 | 0.00 | 0.00 | 0.00 | 0.00 | 11.02 | 45.29 | 9.68 | 0.36 | 1.06 | 0.17 | 0.00 | 0.00 | 0.00 |
| | 7 | 10.12 | 8.89 | 11.35 | 7.79 | 55.78 | 14.36 | 1.28 | 0.55 | 0.25 | 0.00 | 0.00 | 0.00 | 0.00 | 22.04 | 65.55 | 11.71 | 1.82 | 0.80 | 0.28 | 0.00 | 0.00 | 0.00 |
| | 8 | 9.78 | 9.25 | 10.30 | 17.29 | 52.01 | 13.30 | 0.33 | 0.11 | 0.21 | 0.00 | 0.00 | 0.00 | 0.00 | 12.80 | 64.67 | 13.99 | 0.00 | 1.27 | 0.00 | 0.00 | 0.00 | 0.00 |
| | 9 | 9.49 | 9.03 | 9.95 | 21.38 | 44.97 | 11.61 | 1.50 | 0.92 | 0.57 | 0.32 | 0.00 | 0.00 | 0.00 | 16.25 | 57.28 | 13.90 | 1.39 | 0.69 | 0.00 | 0.00 | 0.00 | 0.00 |
| | 10 | 12.81 | 14.05 | 11.56 | 36.43 | 73.10 | 13.31 | 1.60 | 0.87 | 0.21 | 0.00 | 0.90 | 0.00 | 0.00 | 35.51 | 52.08 | 13.88 | 1.77 | 0.69 | 0.13 | 0.00 | 0.00 | 0.00 |
| | 11 | 16.95 | 16.32 | 17.58 | 24.44 | 104.52 | 14.71 | 2.25 | 0.59 | 0.34 | 0.00 | 0.00 | 0.00 | 0.00 | 40.21 | 96.20 | 19.52 | 0.99 | 1.09 | 0.22 | 0.00 | 0.00 | 0.00 |
| | 12 | 19.25 | 17.92 | 20.58 | 31.41 | 109.32 | 17.79 | 1.47 | 1.03 | 0.21 | 0.00 | 0.00 | 0.00 | 0.00 | 59.06 | 101.95 | 20.80 | 0.55 | 0.80 | 0.48 | 0.43 | 0.00 | 1.19 |
| | 13 | 20.33 | 19.83 | 20.83 | 65.05 | 90.77 | 19.10 | 2.92 | 0.43 | 0.21 | 0.00 | 0.00 | 0.00 | 0.00 | 66.86 | 94.25 | 21.63 | 2.38 | 2.11 | 0.22 | 0.00 | 0.00 | 0.00 |
| Quarter | 1 | 16.49 | 18.76 | 14.22 | 38.46 | 96.21 | 30.70 | 1.93 | 0.78 | 0.61 | 0.15 | 0.00 | 0.00 | 0.00 | 93.67 | 30.63 | 2.08 | 1.23 | 0.12 | 0.27 | 0.00 | 0.00 | |
| | 2 | 6.68 | 7.22 | 6.14 | 8.83 | 45.08 | 8.94 | 1.02 | 0.80 | 0.35 | 0.00 | 0.00 | 0.00 | 3.39 | 40.95 | 8.93 | 0.74 | 0.75 | 0.19 | 0.30 | 0.00 | 0.00 | |
| | 3 | 10.38 | 10.00 | 10.77 | 21.00 | 54.26 | 12.93 | 0.80 | 0.56 | 0.30 | 0.10 | 0.00 | 0.00 | 21.24 | 60.74 | 12.72 | 1.21 | 0.94 | 0.09 | 0.00 | 0.00 | 0.00 | |
| | 4 | 17.98 | 17.47 | 18.50 | 38.73 | 98.03 | 16.93 | 2.35 | 0.67 | 0.22 | 0.00 | 0.26 | 0.00 | 0.00 | 52.48 | 90.55 | 20.15 | 1.32 | 1.26 | 0.30 | 0.12 | 0.00 | 0.34 |
| Year | 15/16 | 12.98 | 13.44 | 12.52 | 26.98 | 73.86 | 17.37 | 1.54 | 0.70 | 0.37 | 0.06 | 0.07 | 0.00 | 19.91 | 71.84 | 18.15 | 1.34 | 1.05 | 0.18 | 0.17 | 0.00 | 0.09 | |
| Episodes | F/N | 3469.00 | 1741.00 | 1728.00 | 43.00 | 1004.00 | 558.00 | 53.00 | 57.00 | 23.00 | 2.00 | 1.00 | 0.00 | 47.00 | 954.00 | 570.00 | 47.00 | 93.00 | 12.00 | 4.00 | 0.00 | 1.00 | |

Mean weekly incidence rate per 100,000 Persons.

Chickenpox (ICD10: B01)

| | | | All ages | | | Male | | | | | | | | Female | | | | | | | | | | |
|-------------------|----------|-------|---------------|--------|--------|--------|--------|---------|----------|----------|----------|----------|----------|--------|-------|--------|---------|----------|----------|----------|----------|----------|--------|------|
| | | | Male & Female | Male | Female | <1yr | 1-4yrs | 5-14yrs | 15-24yrs | 25-44yrs | 45-64yrs | 65-74yrs | 75-84yrs | 85+yrs | <1yr | 1-4yrs | 5-14yrs | 15-24yrs | 25-44yrs | 45-64yrs | 65-74yrs | 75-84yrs | 85+yrs | |
| North | Quarter | 1 | 13.49 | 13.48 | 13.50 | 0.00 | 93.31 | 25.54 | 1.09 | 0.86 | 0.50 | 0.00 | 0.00 | 0.00 | 0.00 | 93.02 | 26.69 | 1.23 | 0.57 | 0.00 | 0.00 | 0.00 | 0.00 | 0.00 |
| | | 2 | 5.19 | 5.79 | 4.59 | 0.00 | 43.38 | 6.71 | 1.38 | 0.14 | 0.46 | 0.00 | 0.00 | 0.00 | 0.00 | 31.14 | 9.12 | 0.00 | 1.01 | 0.00 | 0.00 | 0.00 | 0.00 | 0.00 |
| | | 3 | 9.81 | 9.60 | 10.02 | 25.11 | 52.29 | 7.99 | 0.27 | 0.15 | 0.20 | 0.40 | 0.00 | 0.00 | 22.83 | 58.26 | 7.61 | 0.77 | 0.60 | 0.14 | 0.00 | 0.00 | 0.00 | 0.00 |
| | | 4 | 15.25 | 15.06 | 15.44 | 50.00 | 73.03 | 10.68 | 1.40 | 0.27 | 0.15 | 0.00 | 0.00 | 0.00 | 25.47 | 94.55 | 16.37 | 1.58 | 0.67 | 0.29 | 0.00 | 0.00 | 0.00 | 0.00 |
| | Year | 15/16 | 11.01 | 11.06 | 10.97 | 19.37 | 65.64 | 12.69 | 1.04 | 0.35 | 0.32 | 0.10 | 0.00 | 0.00 | 12.33 | 69.72 | 14.97 | 0.91 | 0.71 | 0.11 | 0.00 | 0.00 | 0.00 | 0.00 |
| | Episodes | F/N | 807.00 | 389.00 | 418.00 | 14.00 | 238.00 | 110.00 | 13.00 | 7.00 | 6.00 | 1.00 | 0.00 | 0.00 | 9.00 | 249.00 | 128.00 | 12.00 | 17.00 | 3.00 | 0.00 | 0.00 | 0.00 | 0.00 |
| South | Quarter | 1 | 13.46 | 13.39 | 13.54 | 0.00 | 96.53 | 22.44 | 0.47 | 0.23 | 0.22 | 0.60 | 0.00 | 0.00 | 0.00 | 97.84 | 21.76 | 0.46 | 1.22 | 0.00 | 0.57 | 0.00 | 0.00 | 0.00 |
| | | 2 | 6.31 | 6.65 | 5.96 | 0.00 | 53.67 | 5.31 | 0.42 | 0.45 | 0.00 | 0.00 | 0.00 | 0.00 | 0.00 | 43.62 | 7.64 | 1.76 | 0.23 | 0.42 | 0.00 | 0.00 | 0.00 | 0.00 |
| | | 3 | 11.22 | 11.05 | 11.39 | 19.99 | 65.88 | 11.73 | 0.83 | 1.00 | 0.00 | 0.00 | 0.00 | 0.00 | 14.41 | 70.06 | 15.14 | 0.90 | 1.81 | 0.20 | 0.00 | 0.00 | 0.00 | 0.00 |
| | | 4 | 15.08 | 16.19 | 13.97 | 24.04 | 101.52 | 17.06 | 2.28 | 0.82 | 0.00 | 0.00 | 0.00 | 0.00 | 30.97 | 77.66 | 13.28 | 0.81 | 1.46 | 0.19 | 0.00 | 0.00 | 1.36 | |
| | Year | 15/16 | 11.58 | 11.90 | 11.27 | 11.25 | 79.82 | 14.19 | 1.03 | 0.63 | 0.05 | 0.15 | 0.00 | 0.00 | 11.71 | 72.40 | 14.43 | 0.98 | 1.18 | 0.20 | 0.14 | 0.00 | 0.36 | |
| | Episodes | F/N | 765.00 | 396.00 | 369.00 | 6.00 | 251.00 | 116.00 | 10.00 | 11.00 | 1.00 | 1.00 | 0.00 | 0.00 | 6.00 | 214.00 | 112.00 | 9.00 | 22.00 | 4.00 | 1.00 | 0.00 | 1.00 | |
| London | Quarter | 1 | 17.10 | 18.40 | 15.80 | 0.00 | 102.31 | 56.03 | 4.73 | 1.44 | 1.09 | 0.00 | 0.00 | 0.00 | 0.00 | 86.50 | 49.73 | 3.15 | 2.32 | 0.47 | 0.00 | 0.00 | 0.00 | 0.00 |
| | | 2 | 7.92 | 8.23 | 7.61 | 14.85 | 40.66 | 15.65 | 1.25 | 0.67 | 0.95 | 0.00 | 0.00 | 0.00 | 13.57 | 42.42 | 9.00 | 1.19 | 0.81 | 0.34 | 1.20 | 0.00 | 0.00 | 0.00 |
| | | 3 | 10.32 | 9.12 | 11.52 | 13.67 | 45.44 | 20.63 | 0.99 | 0.55 | 0.78 | 0.00 | 0.00 | 0.00 | 25.64 | 55.52 | 19.57 | 1.86 | 1.10 | 0.00 | 0.00 | 0.00 | 0.00 | 0.00 |
| | | 4 | 19.89 | 18.79 | 20.99 | 43.83 | 93.85 | 26.22 | 3.62 | 0.87 | 0.73 | 0.00 | 0.00 | 0.00 | 71.21 | 84.50 | 30.04 | 1.19 | 1.43 | 0.51 | 0.00 | 0.00 | 0.00 | 0.00 |
| | Year | 15/16 | 13.92 | 13.73 | 14.11 | 18.57 | 71.00 | 29.57 | 2.66 | 0.88 | 0.88 | 0.00 | 0.00 | 0.00 | 28.43 | 67.56 | 27.14 | 1.84 | 1.42 | 0.33 | 0.29 | 0.00 | 0.00 | |
| | Episodes | F/N | 1,100.00 | 563.00 | 537.00 | 14.00 | 270.00 | 225.00 | 19.00 | 23.00 | 12.00 | 0.00 | 0.00 | 0.00 | 20.00 | 255.00 | 204.00 | 14.00 | 39.00 | 4.00 | 1.00 | 0.00 | 0.00 | |
| Midlands And East | Quarter | 1 | 21.91 | 29.78 | 14.05 | 153.85 | 92.69 | 18.80 | 1.43 | 0.61 | 0.62 | 0.00 | 0.00 | 0.00 | 0.00 | 97.31 | 24.33 | 3.48 | 0.79 | 0.00 | 0.51 | 0.00 | 0.00 | 0.00 |
| | | 2 | 7.32 | 8.24 | 6.40 | 20.46 | 42.61 | 8.09 | 1.04 | 1.93 | 0.00 | 0.00 | 0.00 | 0.00 | 0.00 | 46.63 | 9.97 | 0.00 | 0.96 | 0.00 | 0.00 | 0.00 | 0.00 | 0.00 |
| | | 3 | 10.18 | 10.22 | 10.15 | 25.22 | 53.43 | 11.38 | 1.12 | 0.56 | 0.24 | 0.00 | 0.00 | 0.00 | 22.10 | 59.11 | 8.55 | 1.30 | 0.24 | 0.00 | 0.00 | 0.00 | 0.00 | 0.00 |
| | | 4 | 21.72 | 19.82 | 23.62 | 37.05 | 123.71 | 13.77 | 2.11 | 0.73 | 0.00 | 0.00 | 1.03 | 0.00 | 82.27 | 105.50 | 20.93 | 1.69 | 1.46 | 0.22 | 0.49 | 0.00 | 0.00 | 0.00 |
| | Year | 15/16 | 15.40 | 17.07 | 13.74 | 58.73 | 78.97 | 13.02 | 1.44 | 0.96 | 0.21 | 0.00 | 0.27 | 0.00 | 27.15 | 77.67 | 16.04 | 1.62 | 0.88 | 0.06 | 0.25 | 0.00 | 0.00 | |
| | Episodes | F/N | 797.00 | 393.00 | 404.00 | 9.00 | 245.00 | 107.00 | 11.00 | 16.00 | 4.00 | 0.00 | 1.00 | 0.00 | 12.00 | 236.00 | 126.00 | 12.00 | 15.00 | 1.00 | 2.00 | 0.00 | 0.00 | |

Mean weekly incidence rate per 100,000 Persons.

Common Cold (ICD10: J00,J06)

| | | All ages | | | Male | | | | | | | | | Female | | | | | | | | |
|----------|-------|---------------|----------|----------|---------|----------|---------|----------|----------|----------|----------|----------|--------|---------|---------|---------|----------|----------|----------|----------|----------|--------|
| | | Male & Female | Male | Female | <1yr | 1-4yrs | 5-14yrs | 15-24yrs | 25-44yrs | 45-64yrs | 65-74yrs | 75-84yrs | 85+yrs | <1yr | 1-4yrs | 5-14yrs | 15-24yrs | 25-44yrs | 45-64yrs | 65-74yrs | 75-84yrs | 85+yrs |
| 4 weekly | 1 | 108.45 | 106.36 | 110.54 | 0.00 | 635.44 | 111.05 | 42.66 | 31.71 | 26.09 | 34.09 | 36.11 | 40.10 | 0.00 | 552.36 | 116.98 | 77.01 | 65.84 | 54.84 | 57.53 | 39.38 | 30.90 |
| | 2 | 136.08 | 116.69 | 155.47 | 390.63 | 427.90 | 76.78 | 26.02 | 23.55 | 21.68 | 27.11 | 24.71 | 31.88 | 781.25 | 358.19 | 72.33 | 40.44 | 37.83 | 28.56 | 33.26 | 26.90 | 20.46 |
| | 3 | 121.81 | 130.02 | 113.60 | 562.65 | 435.54 | 69.65 | 16.48 | 17.83 | 15.40 | 16.89 | 13.89 | 21.83 | 320.26 | 421.49 | 75.35 | 42.95 | 37.69 | 34.03 | 26.77 | 37.53 | 26.37 |
| | 4 | 94.98 | 106.71 | 83.25 | 479.10 | 322.63 | 36.48 | 20.68 | 17.09 | 16.64 | 25.14 | 24.22 | 18.42 | 243.24 | 287.35 | 34.76 | 42.66 | 37.07 | 29.80 | 33.20 | 24.51 | 16.65 |
| | 5 | 169.21 | 174.50 | 163.93 | 800.21 | 509.35 | 77.99 | 46.43 | 23.58 | 25.22 | 29.72 | 21.28 | 36.71 | 614.67 | 502.14 | 92.96 | 67.46 | 52.67 | 39.58 | 37.59 | 28.33 | 39.95 |
| | 6 | 267.42 | 268.35 | 266.50 | 1027.93 | 937.35 | 134.46 | 45.92 | 36.88 | 35.44 | 56.44 | 56.90 | 83.81 | 821.93 | 908.73 | 154.01 | 109.24 | 90.16 | 76.78 | 59.94 | 74.86 | 102.84 |
| | 7 | 294.05 | 283.54 | 304.56 | 1130.14 | 1025.36 | 122.02 | 36.15 | 38.29 | 34.49 | 46.61 | 54.75 | 64.09 | 1114.92 | 1054.52 | 141.24 | 81.66 | 74.29 | 60.42 | 74.43 | 63.74 | 75.84 |
| | 8 | 421.68 | 427.65 | 415.72 | 2078.71 | 1210.65 | 232.06 | 48.32 | 35.61 | 41.92 | 53.59 | 61.82 | 86.16 | 1717.91 | 1253.56 | 233.43 | 101.69 | 93.25 | 86.72 | 85.60 | 80.82 | 88.52 |
| | 9 | 279.62 | 270.05 | 289.19 | 1190.96 | 706.89 | 135.22 | 55.05 | 51.85 | 57.68 | 76.25 | 87.80 | 68.81 | 1153.05 | 660.47 | 148.06 | 91.61 | 109.34 | 104.53 | 91.47 | 103.47 | 140.74 |
| | 10 | 366.68 | 368.77 | 364.60 | 1565.61 | 1075.08 | 276.42 | 70.91 | 53.42 | 67.33 | 74.30 | 67.94 | 67.92 | 1325.90 | 1015.77 | 293.87 | 122.52 | 129.38 | 109.94 | 96.17 | 96.20 | 91.63 |
| | 11 | 337.53 | 335.91 | 339.14 | 1363.49 | 979.34 | 241.45 | 74.36 | 59.25 | 65.93 | 68.96 | 65.11 | 105.31 | 1248.51 | 904.39 | 244.56 | 127.35 | 143.48 | 110.03 | 89.87 | 96.04 | 88.06 |
| | 12 | 294.43 | 298.39 | 290.46 | 1310.40 | 772.84 | 249.95 | 70.78 | 55.57 | 48.22 | 66.60 | 68.59 | 42.58 | 1095.45 | 724.87 | 260.20 | 109.05 | 108.39 | 83.84 | 80.62 | 75.75 | 76.00 |
| | 13 | 223.36 | 226.51 | 220.21 | 1148.21 | 537.36 | 114.92 | 36.57 | 28.44 | 32.71 | 39.97 | 55.47 | 44.96 | 997.79 | 512.27 | 124.18 | 66.32 | 63.62 | 56.02 | 48.64 | 62.40 | 50.67 |
| Quarter | 1 | 121.06 | 116.82 | 125.31 | 293.31 | 510.07 | 87.76 | 29.48 | 24.92 | 21.44 | 26.65 | 25.77 | 31.94 | 338.93 | 452.35 | 90.43 | 55.28 | 48.56 | 40.35 | 40.60 | 34.97 | 26.30 |
| | 2 | 183.92 | 188.15 | 179.69 | 775.01 | 618.88 | 86.66 | 37.61 | 26.62 | 26.33 | 38.23 | 37.07 | 46.92 | 598.74 | 597.09 | 96.03 | 73.22 | 61.03 | 49.39 | 44.39 | 43.24 | 54.05 |
| | 3 | 341.85 | 339.73 | 343.97 | 1536.30 | 992.43 | 182.80 | 50.62 | 43.24 | 48.78 | 59.68 | 66.93 | 76.82 | 1342.65 | 993.99 | 196.75 | 97.88 | 98.70 | 89.51 | 87.73 | 86.16 | 102.38 |
| | 4 | 297.21 | 298.51 | 295.90 | 1309.43 | 811.45 | 212.92 | 62.40 | 49.40 | 51.85 | 62.67 | 64.53 | 61.89 | 1149.67 | 758.01 | 221.63 | 103.85 | 109.30 | 87.50 | 76.60 | 81.59 | 75.00 |
| Year | 15/16 | 237.16 | 236.98 | 237.34 | 984.76 | 734.69 | 143.86 | 45.36 | 36.30 | 37.38 | 47.11 | 48.88 | 54.53 | 863.01 | 701.45 | 152.54 | 82.96 | 79.96 | 67.08 | 62.60 | 61.87 | 64.63 |
| Episodes | F/N | 61996.00 | 27146.00 | 34850.00 | 1760.00 | 10477.00 | 4967.00 | 1699.00 | 3165.00 | 2823.00 | 1267.00 | 704.00 | 284.00 | 1495.00 | 9696.00 | 5068.00 | 3125.00 | 6985.00 | 4969.00 | 1800.00 | 1087.00 | 625.00 |

Mean weekly incidence rate per 100,000 Persons.

Common Cold (ICD10: J00; J06)

| | | | All ages | | | Male | | | | | | | | Female | | | | | | | | | |
|-------------------|----------|-------|---------------|----------|-----------|----------|----------|----------|----------|----------|----------|----------|----------|--------|----------|----------|----------|----------|----------|----------|----------|----------|--------|
| | | | Male & Female | Male | Female | <1yr | 1-4yrs | 5-14yrs | 15-24yrs | 25-44yrs | 45-64yrs | 65-74yrs | 75-84yrs | 85+yrs | <1yr | 1-4yrs | 5-14yrs | 15-24yrs | 25-44yrs | 45-64yrs | 65-74yrs | 75-84yrs | 85+yrs |
| North | Quarter | 1 | 119.74 | 141.19 | 98.30 | 389.91 | 625.28 | 87.32 | 32.97 | 26.93 | 22.80 | 28.45 | 30.03 | 26.99 | 0.00 | 501.46 | 107.26 | 59.13 | 62.46 | 44.17 | 41.24 | 44.18 | 24.81 |
| | | 2 | 171.99 | 168.30 | 175.68 | 654.93 | 574.50 | 79.72 | 32.71 | 27.90 | 27.18 | 38.05 | 33.64 | 46.09 | 514.52 | 624.49 | 104.47 | 72.44 | 64.68 | 50.69 | 46.51 | 47.53 | 55.80 |
| | | 3 | 342.81 | 355.32 | 330.30 | 1,670.97 | 999.41 | 171.76 | 46.99 | 47.29 | 47.24 | 65.54 | 74.06 | 74.63 | 1,237.38 | 982.16 | 192.84 | 88.81 | 106.45 | 91.43 | 84.91 | 95.59 | 93.12 |
| | | 4 | 314.76 | 315.73 | 313.79 | 1,506.20 | 803.15 | 187.37 | 52.84 | 49.95 | 50.81 | 65.56 | 63.50 | 62.22 | 1,332.19 | 765.27 | 200.88 | 86.25 | 100.94 | 82.68 | 84.82 | 79.44 | 91.65 |
| | Year | 15/16 | 238.79 | 246.47 | 231.11 | 1,064.01 | 751.57 | 132.59 | 41.59 | 38.24 | 37.27 | 49.70 | 50.56 | 52.67 | 781.61 | 719.23 | 152.29 | 76.84 | 83.96 | 67.53 | 64.75 | 66.93 | 66.82 |
| | Episodes | F/N | 18,897.00 | 8,191.00 | 10,706.00 | 584.00 | 2,968.00 | 1,349.00 | 576.00 | 953.00 | 927.00 | 486.00 | 258.00 | 90.00 | 465.00 | 2,742.00 | 1,482.00 | 1,082.00 | 1,977.00 | 1,666.00 | 661.00 | 417.00 | 214.00 |
| South | Quarter | 1 | 84.29 | 78.08 | 90.51 | 76.16 | 443.56 | 56.49 | 20.42 | 25.45 | 18.99 | 17.33 | 23.36 | 20.96 | 160.26 | 381.97 | 63.74 | 45.13 | 40.35 | 32.59 | 32.73 | 27.24 | 30.56 |
| | | 2 | 191.07 | 199.41 | 182.73 | 969.92 | 564.94 | 67.15 | 33.64 | 28.05 | 24.49 | 28.09 | 32.54 | 45.92 | 722.42 | 555.36 | 74.96 | 65.82 | 59.19 | 43.75 | 45.38 | 33.95 | 43.73 |
| | | 3 | 349.61 | 341.03 | 358.18 | 1,632.13 | 979.12 | 147.12 | 50.08 | 41.13 | 40.73 | 48.54 | 53.87 | 76.58 | 1,533.74 | 959.49 | 165.65 | 115.56 | 96.98 | 82.02 | 92.09 | 78.37 | 99.72 |
| | | 4 | 293.97 | 303.57 | 284.38 | 1,378.82 | 815.91 | 189.61 | 59.75 | 52.67 | 54.73 | 60.72 | 66.76 | 53.15 | 1,058.21 | 754.25 | 202.32 | 104.74 | 114.63 | 87.74 | 77.43 | 74.77 | 85.30 |
| | Year | 15/16 | 230.95 | 231.90 | 229.99 | 1,021.14 | 703.05 | 116.50 | 41.33 | 37.12 | 35.11 | 39.08 | 44.56 | 49.23 | 872.23 | 664.49 | 128.10 | 83.22 | 78.48 | 62.02 | 62.20 | 53.98 | 65.21 |
| | Episodes | F/N | 13,437.00 | 5,875.00 | 7,562.00 | 381.00 | 2,234.00 | 972.00 | 396.00 | 670.00 | 673.00 | 295.00 | 178.00 | 76.00 | 311.00 | 1,986.00 | 1,009.00 | 743.00 | 1,393.00 | 1,185.00 | 491.00 | 264.00 | 180.00 |
| London | Quarter | 1 | 138.16 | 158.54 | 117.77 | 480.77 | 599.66 | 139.46 | 40.31 | 29.03 | 25.50 | 34.49 | 28.16 | 49.44 | 76.92 | 555.62 | 128.04 | 78.42 | 52.38 | 55.93 | 58.37 | 40.41 | 13.88 |
| | | 2 | 222.78 | 222.62 | 222.93 | 804.08 | 790.02 | 140.43 | 52.73 | 28.62 | 33.15 | 52.45 | 53.31 | 48.78 | 710.50 | 769.10 | 138.49 | 84.95 | 70.83 | 60.63 | 49.21 | 60.68 | 61.99 |
| | | 3 | 377.76 | 368.36 | 387.15 | 1,560.17 | 1,117.92 | 277.41 | 59.68 | 43.26 | 61.08 | 65.89 | 72.41 | 57.44 | 1,397.76 | 1,186.15 | 280.65 | 96.18 | 98.06 | 110.38 | 99.48 | 106.55 | 109.17 |
| | | 4 | 331.12 | 327.51 | 334.73 | 1,279.25 | 974.43 | 294.95 | 70.27 | 51.31 | 57.86 | 77.00 | 72.78 | 69.75 | 1,213.02 | 898.78 | 314.21 | 117.20 | 110.30 | 103.15 | 85.35 | 99.27 | 71.33 |
| | Year | 15/16 | 268.65 | 270.36 | 266.95 | 1,035.75 | 872.47 | 214.61 | 56.02 | 38.31 | 44.65 | 57.83 | 56.97 | 56.60 | 856.41 | 853.29 | 217.21 | 94.62 | 83.41 | 82.91 | 73.33 | 77.15 | 64.23 |
| | Episodes | F/N | 18,557.00 | 8,177.00 | 10,380.00 | 541.00 | 3,429.00 | 1,772.00 | 414.00 | 1,041.00 | 642.00 | 192.00 | 107.00 | 39.00 | 489.00 | 3,304.00 | 1,743.00 | 770.00 | 2,414.00 | 1,120.00 | 278.00 | 186.00 | 76.00 |
| Midlands And East | Quarter | 1 | 142.05 | 89.47 | 194.64 | 226.42 | 371.79 | 67.78 | 24.24 | 18.28 | 18.49 | 26.33 | 21.51 | 30.39 | 1,118.52 | 370.35 | 62.68 | 38.43 | 39.05 | 28.71 | 30.04 | 28.04 | 35.92 |
| | | 2 | 149.83 | 162.25 | 137.41 | 671.11 | 546.07 | 59.32 | 31.37 | 21.89 | 20.51 | 34.32 | 28.81 | 46.87 | 447.52 | 439.43 | 66.22 | 69.69 | 49.40 | 42.48 | 36.48 | 30.81 | 54.67 |
| | | 3 | 297.24 | 294.22 | 300.26 | 1,281.92 | 873.28 | 134.89 | 45.72 | 41.29 | 46.05 | 58.77 | 67.39 | 98.63 | 1,201.72 | 848.18 | 147.85 | 90.97 | 93.30 | 74.22 | 74.45 | 64.14 | 107.52 |
| | | 4 | 248.97 | 247.21 | 250.72 | 1,073.46 | 652.31 | 179.76 | 66.76 | 43.68 | 44.01 | 47.42 | 55.09 | 62.44 | 995.26 | 613.74 | 169.12 | 107.22 | 111.32 | 76.41 | 58.81 | 72.87 | 51.72 |
| | Year | 15/16 | 210.27 | 199.21 | 221.32 | 818.13 | 611.64 | 111.75 | 42.49 | 31.52 | 32.49 | 41.81 | 43.42 | 59.64 | 941.79 | 568.79 | 112.56 | 77.15 | 73.99 | 55.85 | 50.11 | 49.42 | 62.25 |
| | Episodes | F/N | 11,105.00 | 4,903.00 | 6,202.00 | 254.00 | 1,846.00 | 874.00 | 313.00 | 501.00 | 581.00 | 294.00 | 161.00 | 79.00 | 230.00 | 1,664.00 | 834.00 | 530.00 | 1,201.00 | 998.00 | 370.00 | 220.00 | 155.00 |

Mean weekly incidence rate per 100,000 Persons.

Disorders of Conjunctiva (ICD10: H10-H13)

| | | All ages | | | Male | | | | | | | | | Female | | | | | | | | |
|-----------------|-------|---------------|---------|----------|--------|---------|---------|----------|----------|----------|----------|----------|--------|--------|---------|---------|----------|----------|----------|----------|----------|--------|
| | | Male & Female | Male | Female | <1yr | 1-4yrs | 5-14yrs | 15-24yrs | 25-44yrs | 45-64yrs | 65-74yrs | 75-84yrs | 85+yrs | <1yr | 1-4yrs | 5-14yrs | 15-24yrs | 25-44yrs | 45-64yrs | 65-74yrs | 75-84yrs | 85+yrs |
| 4 weekly | 1 | 48.88 | 45.53 | 52.22 | 0.00 | 207.06 | 33.54 | 8.26 | 12.46 | 16.06 | 23.95 | 38.78 | 69.65 | 0.00 | 212.81 | 37.44 | 13.07 | 25.98 | 23.79 | 36.21 | 51.00 | 69.71 |
| | 2 | 62.27 | 83.86 | 40.68 | 403.65 | 176.92 | 38.02 | 11.33 | 12.99 | 13.20 | 18.21 | 33.17 | 47.26 | 0.00 | 136.98 | 33.53 | 17.71 | 23.56 | 19.62 | 23.64 | 37.47 | 73.60 |
| | 3 | 119.61 | 129.42 | 109.81 | 802.79 | 125.20 | 30.58 | 10.14 | 14.86 | 16.22 | 27.91 | 45.34 | 91.70 | 630.35 | 117.97 | 22.88 | 15.08 | 20.01 | 26.17 | 34.60 | 43.96 | 77.30 |
| | 4 | 84.75 | 94.24 | 75.27 | 605.97 | 83.34 | 22.91 | 8.91 | 10.40 | 15.68 | 19.05 | 30.04 | 51.88 | 399.70 | 61.26 | 13.64 | 11.65 | 15.93 | 25.77 | 37.15 | 33.32 | 79.00 |
| | 5 | 81.64 | 88.25 | 75.03 | 530.21 | 83.14 | 17.75 | 7.21 | 8.86 | 15.42 | 24.76 | 30.40 | 76.53 | 413.63 | 66.28 | 15.55 | 13.41 | 13.51 | 20.87 | 32.06 | 43.25 | 56.76 |
| | 6 | 74.74 | 74.59 | 74.89 | 354.37 | 120.61 | 24.21 | 10.38 | 10.02 | 11.28 | 28.68 | 36.27 | 75.45 | 358.15 | 105.73 | 22.66 | 17.62 | 18.05 | 19.34 | 35.93 | 35.80 | 60.70 |
| | 7 | 83.32 | 79.75 | 86.90 | 373.27 | 148.53 | 23.00 | 9.51 | 9.20 | 13.80 | 29.31 | 43.56 | 67.53 | 455.26 | 120.21 | 20.67 | 13.21 | 16.94 | 20.19 | 31.07 | 31.14 | 73.44 |
| | 8 | 89.63 | 93.14 | 86.12 | 384.50 | 230.61 | 27.99 | 10.93 | 10.73 | 13.62 | 23.75 | 42.99 | 93.17 | 354.26 | 193.99 | 23.47 | 15.00 | 17.16 | 24.29 | 31.68 | 41.58 | 73.64 |
| | 9 | 95.92 | 91.18 | 100.65 | 419.79 | 182.32 | 19.38 | 12.93 | 9.80 | 14.20 | 28.87 | 48.37 | 84.98 | 479.82 | 198.49 | 23.13 | 8.28 | 16.65 | 29.82 | 33.69 | 53.04 | 62.97 |
| | 10 | 129.41 | 124.08 | 134.74 | 545.10 | 372.33 | 27.65 | 14.40 | 14.39 | 14.82 | 30.06 | 42.98 | 54.95 | 610.98 | 346.32 | 27.61 | 18.34 | 23.56 | 23.73 | 28.94 | 51.42 | 81.74 |
| | 11 | 129.91 | 132.40 | 127.42 | 618.24 | 354.19 | 31.70 | 11.61 | 13.16 | 15.02 | 32.32 | 47.41 | 67.97 | 600.37 | 274.25 | 35.80 | 18.14 | 26.40 | 27.21 | 32.06 | 42.59 | 89.94 |
| | 12 | 110.99 | 105.22 | 116.76 | 510.30 | 254.28 | 22.83 | 10.83 | 9.70 | 15.13 | 22.77 | 39.01 | 62.13 | 548.85 | 253.15 | 23.77 | 18.15 | 25.98 | 25.57 | 35.84 | 43.34 | 76.16 |
| | 13 | 94.68 | 87.01 | 102.36 | 425.57 | 172.97 | 26.76 | 8.99 | 13.48 | 17.57 | 29.34 | 34.10 | 54.29 | 493.68 | 159.99 | 26.08 | 21.90 | 22.79 | 25.85 | 41.69 | 40.54 | 88.72 |
| Quarter | 1 | 74.76 | 83.13 | 66.39 | 371.21 | 172.60 | 34.00 | 9.79 | 13.36 | 15.23 | 23.40 | 39.07 | 69.55 | 193.95 | 160.30 | 31.76 | 15.12 | 23.40 | 23.24 | 31.85 | 44.67 | 73.24 |
| | 2 | 80.91 | 85.15 | 76.66 | 489.54 | 99.77 | 21.02 | 8.39 | 9.65 | 14.04 | 24.38 | 32.84 | 66.71 | 406.16 | 77.39 | 17.65 | 14.00 | 16.04 | 21.75 | 34.53 | 36.65 | 65.81 |
| | 3 | 95.18 | 94.37 | 95.98 | 422.07 | 214.52 | 24.90 | 12.01 | 10.52 | 14.08 | 27.60 | 44.63 | 79.06 | 434.29 | 198.22 | 23.40 | 13.71 | 17.67 | 24.53 | 31.54 | 45.14 | 75.29 |
| | 4 | 115.07 | 110.40 | 119.73 | 515.60 | 280.25 | 27.13 | 11.26 | 12.62 | 15.76 | 28.57 | 40.95 | 61.46 | 566.64 | 252.56 | 28.27 | 18.75 | 24.97 | 26.36 | 35.83 | 42.92 | 81.28 |
| Year | 15/16 | 91.92 | 93.59 | 90.26 | 450.85 | 193.45 | 26.77 | 10.38 | 11.56 | 14.79 | 26.04 | 39.40 | 69.05 | 403.40 | 173.63 | 25.33 | 15.46 | 20.60 | 24.01 | 33.48 | 42.36 | 74.05 |
| Episodes | F/N | 18577.00 | 8318.00 | 10259.00 | 631.00 | 2712.00 | 893.00 | 381.00 | 970.00 | 1090.00 | 713.00 | 569.00 | 359.00 | 640.00 | 2352.00 | 808.00 | 589.00 | 1740.00 | 1740.00 | 951.00 | 733.00 | 706.00 |

Mean weekly incidence rate per 100,000 Persons.

Disorders of Conjunctiva (ICD10: H10-H13)

| | | | All ages | | | Male | | | | | | | | Female | | | | | | | | | |
|-------------------|----------|-------|---------------|----------|----------|--------|--------|---------|----------|----------|----------|----------|----------|--------|--------|--------|---------|----------|----------|----------|----------|----------|--------|
| | | | Male & Female | Male | Female | <1yr | 1-4yrs | 5-14yrs | 15-24yrs | 25-44yrs | 45-64yrs | 65-74yrs | 75-84yrs | 85+yrs | <1yr | 1-4yrs | 5-14yrs | 15-24yrs | 25-44yrs | 45-64yrs | 65-74yrs | 75-84yrs | 85+yrs |
| North | Quarter | 1 | 73.69 | 87.86 | 59.53 | 431.10 | 171.52 | 26.48 | 11.15 | 13.93 | 15.58 | 23.68 | 41.34 | 56.00 | 113.12 | 184.00 | 30.09 | 16.69 | 26.07 | 22.10 | 30.05 | 44.35 | 69.25 |
| | | 2 | 81.44 | 93.26 | 69.63 | 567.31 | 93.57 | 15.88 | 9.22 | 10.53 | 15.80 | 24.73 | 32.65 | 69.65 | 341.15 | 86.33 | 15.72 | 19.58 | 16.17 | 21.87 | 31.89 | 28.05 | 65.90 |
| | | 3 | 102.72 | 103.06 | 102.39 | 491.48 | 227.14 | 19.31 | 9.96 | 9.43 | 11.76 | 26.34 | 44.34 | 87.77 | 494.53 | 207.00 | 20.60 | 17.83 | 18.39 | 22.09 | 30.67 | 35.71 | 74.68 |
| | | 4 | 124.15 | 118.38 | 129.92 | 597.16 | 287.04 | 27.84 | 9.37 | 12.23 | 13.69 | 26.63 | 36.64 | 54.83 | 617.78 | 306.53 | 26.49 | 18.89 | 24.42 | 22.06 | 28.59 | 49.28 | 75.27 |
| | Year | 15/16 | 96.04 | 100.98 | 91.11 | 523.18 | 196.56 | 22.48 | 9.92 | 11.54 | 14.20 | 25.37 | 38.70 | 66.83 | 395.91 | 198.05 | 23.29 | 18.26 | 21.32 | 22.03 | 30.27 | 39.53 | 71.35 |
| | Episodes | F/N | 5,595.00 | 2,463.00 | 3,132.00 | 225.00 | 771.00 | 214.00 | 127.00 | 263.00 | 326.00 | 238.00 | 190.00 | 109.00 | 211.00 | 732.00 | 209.00 | 246.00 | 467.00 | 515.00 | 298.00 | 235.00 | 219.00 |
| South | Quarter | 1 | 77.58 | 57.34 | 97.82 | 178.89 | 174.52 | 22.11 | 8.20 | 14.50 | 13.77 | 25.41 | 21.95 | 56.73 | 517.08 | 140.60 | 27.78 | 15.08 | 23.31 | 20.75 | 26.59 | 38.91 | 70.27 |
| | | 2 | 91.73 | 81.93 | 101.53 | 470.30 | 105.28 | 20.52 | 7.19 | 9.24 | 11.96 | 21.98 | 32.40 | 58.55 | 648.85 | 68.75 | 14.36 | 7.30 | 17.41 | 16.43 | 34.04 | 46.60 | 60.07 |
| | | 3 | 101.15 | 103.66 | 98.65 | 524.60 | 220.43 | 22.73 | 14.65 | 9.56 | 15.19 | 26.24 | 42.78 | 56.72 | 480.74 | 193.95 | 22.04 | 14.22 | 16.89 | 23.44 | 32.34 | 38.00 | 66.24 |
| | | 4 | 121.59 | 108.20 | 134.97 | 519.66 | 277.88 | 22.50 | 9.81 | 14.33 | 14.97 | 32.31 | 31.36 | 51.01 | 698.09 | 264.70 | 27.66 | 15.66 | 23.11 | 27.93 | 43.04 | 30.42 | 84.16 |
| | Year | 15/16 | 98.46 | 88.17 | 108.75 | 425.18 | 196.10 | 21.97 | 9.96 | 11.95 | 13.99 | 26.60 | 32.11 | 55.66 | 588.30 | 168.84 | 23.05 | 13.12 | 20.24 | 22.25 | 34.18 | 38.33 | 70.45 |
| | Episodes | F/N | 4,367.00 | 1,947.00 | 2,420.00 | 140.00 | 624.00 | 183.00 | 96.00 | 218.00 | 268.00 | 202.00 | 130.00 | 86.00 | 169.00 | 506.00 | 179.00 | 118.00 | 361.00 | 427.00 | 273.00 | 187.00 | 200.00 |
| London | Quarter | 1 | 68.37 | 76.55 | 60.19 | 240.38 | 182.16 | 55.41 | 12.00 | 13.79 | 17.08 | 17.03 | 48.76 | 102.30 | 76.92 | 168.74 | 41.10 | 16.80 | 21.78 | 28.04 | 41.88 | 50.19 | 96.26 |
| | | 2 | 76.36 | 82.25 | 70.48 | 500.33 | 77.06 | 28.07 | 10.29 | 10.63 | 13.92 | 25.01 | 26.07 | 48.85 | 347.37 | 70.54 | 22.96 | 13.96 | 15.48 | 26.09 | 38.00 | 40.13 | 59.76 |
| | | 3 | 86.98 | 84.00 | 89.96 | 369.49 | 198.89 | 33.85 | 11.42 | 11.42 | 12.96 | 29.21 | 48.39 | 40.41 | 371.12 | 181.03 | 28.00 | 9.74 | 16.23 | 27.53 | 32.22 | 65.98 | 77.83 |
| | | 4 | 90.11 | 89.18 | 91.05 | 343.66 | 236.84 | 37.44 | 13.99 | 11.39 | 17.66 | 29.94 | 36.41 | 75.25 | 375.30 | 208.45 | 29.18 | 16.97 | 25.15 | 28.51 | 34.31 | 39.46 | 62.16 |
| | Year | 15/16 | 80.64 | 83.11 | 78.17 | 363.09 | 174.93 | 38.67 | 11.96 | 11.80 | 15.45 | 25.38 | 39.84 | 66.86 | 294.24 | 158.16 | 30.29 | 14.42 | 19.76 | 27.56 | 36.56 | 48.76 | 73.78 |
| | Episodes | F/N | 4,303.00 | 1,950.00 | 2,353.00 | 150.00 | 691.00 | 299.00 | 86.00 | 310.00 | 213.00 | 83.00 | 73.00 | 45.00 | 148.00 | 614.00 | 229.00 | 113.00 | 556.00 | 358.00 | 134.00 | 116.00 | 85.00 |
| Midlands And East | Quarter | 1 | 79.41 | 110.78 | 48.03 | 634.47 | 162.20 | 32.02 | 7.80 | 11.21 | 14.48 | 27.49 | 44.23 | 63.15 | 68.68 | 147.85 | 28.06 | 11.89 | 22.42 | 22.07 | 28.86 | 45.24 | 57.19 |
| | | 2 | 74.08 | 83.15 | 65.02 | 420.21 | 123.16 | 19.60 | 6.86 | 8.18 | 14.48 | 25.80 | 40.25 | 89.81 | 287.27 | 83.95 | 17.56 | 15.17 | 15.10 | 22.61 | 34.19 | 31.80 | 77.50 |
| | | 3 | 89.84 | 86.78 | 92.90 | 302.71 | 211.61 | 23.70 | 11.98 | 11.68 | 16.41 | 28.62 | 43.01 | 131.32 | 390.74 | 210.88 | 22.95 | 13.06 | 19.16 | 25.04 | 30.92 | 40.89 | 82.42 |
| | | 4 | 124.41 | 125.84 | 122.97 | 601.92 | 319.25 | 20.74 | 11.88 | 12.55 | 16.71 | 25.39 | 59.40 | 64.76 | 575.41 | 230.55 | 29.77 | 23.48 | 27.20 | 26.92 | 37.37 | 52.52 | 103.54 |
| | Year | 15/16 | 92.55 | 102.10 | 83.00 | 491.94 | 206.23 | 23.95 | 9.67 | 10.94 | 15.54 | 26.80 | 46.96 | 86.84 | 335.15 | 169.48 | 24.68 | 16.04 | 21.09 | 24.21 | 32.92 | 42.80 | 80.60 |
| | Episodes | F/N | 4,312.00 | 1,958.00 | 2,354.00 | 116.00 | 626.00 | 197.00 | 72.00 | 179.00 | 283.00 | 190.00 | 176.00 | 119.00 | 112.00 | 500.00 | 191.00 | 112.00 | 356.00 | 440.00 | 246.00 | 195.00 | 202.00 |

Mean weekly incidence rate per 100,000 Persons.

Disorders of The Peripheral Nervous System (ICD10: G50-G64,G70-G72)

| | | All ages | | | Male | | | | | | | | | Female | | | | | | | | |
|-----------------|-------|---------------|---------|---------|------|--------|---------|----------|----------|----------|----------|----------|--------|--------|--------|---------|----------|----------|----------|----------|----------|--------|
| | | Male & Female | Male | Female | <1yr | 1-4yrs | 5-14yrs | 15-24yrs | 25-44yrs | 45-64yrs | 65-74yrs | 75-84yrs | 85+yrs | <1yr | 1-4yrs | 5-14yrs | 15-24yrs | 25-44yrs | 45-64yrs | 65-74yrs | 75-84yrs | 85+yrs |
| 4 weekly | 1 | 9.86 | 8.66 | 11.07 | 0.00 | 0.00 | 0.00 | 0.34 | 5.71 | 12.47 | 16.21 | 24.74 | 18.44 | 0.00 | 0.00 | 0.37 | 2.53 | 10.87 | 17.89 | 19.34 | 20.18 | 28.42 |
| | 2 | 9.07 | 9.28 | 8.86 | 0.00 | 0.00 | 0.00 | 0.81 | 5.83 | 9.74 | 14.91 | 19.88 | 32.32 | 0.00 | 0.00 | 0.95 | 0.41 | 9.66 | 14.47 | 17.86 | 25.29 | 11.12 |
| | 3 | 8.75 | 7.33 | 10.17 | 0.00 | 0.00 | 0.50 | 2.55 | 5.62 | 11.60 | 13.66 | 27.82 | 4.27 | 0.00 | 0.00 | 0.49 | 2.73 | 8.99 | 20.43 | 16.98 | 23.44 | 18.44 |
| | 4 | 9.17 | 8.08 | 10.26 | 0.00 | 0.00 | 0.41 | 2.68 | 5.12 | 11.30 | 13.51 | 22.91 | 16.76 | 0.00 | 0.00 | 1.27 | 3.94 | 9.21 | 16.10 | 18.16 | 26.55 | 17.16 |
| | 5 | 9.82 | 8.16 | 11.48 | 0.00 | 0.00 | 0.00 | 1.03 | 4.44 | 12.89 | 20.13 | 21.35 | 13.61 | 0.00 | 0.00 | 0.39 | 4.09 | 11.53 | 19.18 | 21.95 | 20.90 | 25.26 |
| | 6 | 9.46 | 7.43 | 11.49 | 0.00 | 0.80 | 0.00 | 1.04 | 6.70 | 13.84 | 18.47 | 21.95 | 4.05 | 0.00 | 0.00 | 0.41 | 2.81 | 13.05 | 18.41 | 20.72 | 26.78 | 21.19 |
| | 7 | 9.53 | 8.96 | 10.11 | 0.00 | 0.00 | 0.46 | 2.54 | 7.02 | 10.96 | 20.84 | 24.75 | 14.03 | 0.00 | 0.00 | 0.41 | 4.00 | 11.61 | 16.58 | 19.99 | 24.82 | 13.60 |
| | 8 | 10.23 | 9.35 | 11.10 | 0.00 | 0.00 | 0.29 | 0.76 | 5.30 | 12.38 | 22.62 | 24.67 | 18.14 | 0.00 | 0.00 | 1.27 | 4.88 | 11.31 | 18.77 | 16.43 | 31.84 | 15.45 |
| | 9 | 7.82 | 7.82 | 7.81 | 0.00 | 0.00 | 0.00 | 1.67 | 5.49 | 10.88 | 18.98 | 19.97 | 13.38 | 0.00 | 0.00 | 0.47 | 2.80 | 8.26 | 14.11 | 13.40 | 16.39 | 14.89 |
| | 10 | 9.33 | 8.20 | 10.47 | 0.00 | 0.00 | 0.00 | 2.58 | 7.03 | 12.70 | 20.15 | 19.61 | 11.72 | 0.00 | 0.00 | 0.00 | 1.90 | 13.07 | 21.95 | 16.39 | 20.56 | 20.36 |
| | 11 | 9.95 | 8.44 | 11.47 | 0.00 | 1.89 | 0.40 | 0.64 | 3.55 | 13.48 | 17.91 | 23.45 | 14.66 | 0.00 | 0.00 | 0.00 | 3.26 | 13.61 | 20.47 | 22.68 | 23.78 | 19.38 |
| | 12 | 9.17 | 6.74 | 11.60 | 0.00 | 0.00 | 0.00 | 1.28 | 3.60 | 14.16 | 13.71 | 13.57 | 14.36 | 0.00 | 0.00 | 0.00 | 3.57 | 9.89 | 18.89 | 21.46 | 22.89 | 27.69 |
| | 13 | 9.62 | 6.70 | 12.55 | 0.00 | 0.00 | 0.00 | 1.68 | 6.32 | 13.44 | 20.05 | 17.06 | 1.72 | 0.00 | 0.00 | 0.00 | 2.61 | 12.66 | 20.56 | 18.51 | 32.69 | 25.90 |
| Quarter | 1 | 9.28 | 8.44 | 10.11 | 0.00 | 0.00 | 0.15 | 1.16 | 5.72 | 11.36 | 15.03 | 24.19 | 18.35 | 0.00 | 0.00 | 0.58 | 1.94 | 9.92 | 17.62 | 18.16 | 22.75 | 20.03 |
| | 2 | 9.59 | 8.09 | 11.09 | 0.00 | 0.25 | 0.27 | 1.94 | 5.38 | 12.85 | 17.94 | 21.76 | 12.47 | 0.00 | 0.00 | 0.76 | 3.78 | 11.34 | 17.97 | 20.22 | 24.33 | 21.40 |
| | 3 | 9.16 | 8.48 | 9.85 | 0.00 | 0.00 | 0.09 | 1.30 | 5.98 | 11.34 | 19.69 | 22.98 | 14.91 | 0.00 | 0.00 | 0.54 | 3.55 | 10.59 | 17.52 | 16.62 | 25.03 | 14.78 |
| | 4 | 9.47 | 7.43 | 11.51 | 0.00 | 0.54 | 0.11 | 1.54 | 5.04 | 13.54 | 18.31 | 18.25 | 9.56 | 0.00 | 0.00 | 0.00 | 2.87 | 12.27 | 19.92 | 19.99 | 24.79 | 23.80 |
| Year | 15/16 | 9.38 | 8.10 | 10.66 | 0.00 | 0.20 | 0.16 | 1.49 | 5.52 | 12.30 | 17.75 | 21.73 | 13.74 | 0.00 | 0.00 | 0.46 | 3.03 | 11.05 | 18.29 | 18.77 | 24.24 | 20.07 |
| Episodes | F/N | 5876.00 | 2304.00 | 3572.00 | 0.00 | 3.00 | 5.00 | 54.00 | 452.00 | 915.00 | 477.00 | 325.00 | 73.00 | 0.00 | 0.00 | 14.00 | 108.00 | 939.00 | 1357.00 | 529.00 | 430.00 | 195.00 |

Mean weekly incidence rate per 100,000 Persons.

Disorders of The Peripheral Nervous System (ICD10: G50-G64,G70-G72)

| | | | All ages | | | Male | | | | | | | | Female | | | | | | | | | |
|-------------------|----------|-------|---------------|--------|----------|------|--------|---------|----------|----------|----------|----------|----------|--------|------|--------|---------|----------|----------|----------|----------|----------|--------|
| | | | Male & Female | Male | Female | <1yr | 1-4yrs | 5-14yrs | 15-24yrs | 25-44yrs | 45-64yrs | 65-74yrs | 75-84yrs | 85+yrs | <1yr | 1-4yrs | 5-14yrs | 15-24yrs | 25-44yrs | 45-64yrs | 65-74yrs | 75-84yrs | 85+yrs |
| North | Quarter | 1 | 8.06 | 7.65 | 8.48 | 0.00 | 0.00 | 0.62 | 1.07 | 6.07 | 10.97 | 13.87 | 22.92 | 13.33 | 0.00 | 0.00 | 0.66 | 1.77 | 8.19 | 16.86 | 12.84 | 23.52 | 12.46 |
| | | 2 | 7.39 | 6.34 | 8.44 | 0.00 | 0.98 | 0.00 | 0.78 | 5.08 | 10.40 | 17.44 | 17.40 | 4.98 | 0.00 | 0.00 | 0.48 | 3.60 | 8.63 | 15.44 | 13.07 | 21.21 | 13.55 |
| | | 3 | 8.33 | 8.14 | 8.51 | 0.00 | 0.00 | 0.35 | 0.83 | 6.36 | 9.43 | 13.12 | 19.74 | 23.44 | 0.00 | 0.00 | 0.00 | 1.20 | 10.27 | 17.99 | 18.83 | 20.33 | 8.01 |
| | | 4 | 8.98 | 7.86 | 10.09 | 0.00 | 0.00 | 0.00 | 1.87 | 5.25 | 12.78 | 19.03 | 18.83 | 13.01 | 0.00 | 0.00 | 0.00 | 2.69 | 12.65 | 18.28 | 14.79 | 22.04 | 20.39 |
| | Year | 15/16 | 8.20 | 7.50 | 8.90 | 0.00 | 0.24 | 0.24 | 1.15 | 5.68 | 10.93 | 15.92 | 19.70 | 13.68 | 0.00 | 0.00 | 0.28 | 2.32 | 9.98 | 17.16 | 14.88 | 21.78 | 13.73 |
| | Episodes | F/N | 1,677.00 | 677.00 | 1,000.00 | 0.00 | 1.00 | 2.00 | 15.00 | 133.00 | 261.00 | 148.00 | 95.00 | 22.00 | 0.00 | 0.00 | 2.00 | 31.00 | 232.00 | 411.00 | 150.00 | 132.00 | 42.00 |
| South | Quarter | 1 | 10.76 | 9.98 | 11.54 | 0.00 | 0.00 | 0.00 | 0.94 | 7.29 | 13.75 | 18.93 | 24.76 | 24.10 | 0.00 | 0.00 | 1.68 | 0.95 | 10.76 | 20.44 | 16.01 | 28.38 | 25.63 |
| | | 2 | 10.93 | 10.25 | 11.61 | 0.00 | 0.00 | 0.00 | 3.32 | 7.60 | 13.66 | 18.17 | 31.68 | 17.82 | 0.00 | 0.00 | 2.03 | 2.25 | 13.93 | 18.79 | 19.29 | 26.02 | 22.15 |
| | | 3 | 11.05 | 10.26 | 11.85 | 0.00 | 0.00 | 0.00 | 1.67 | 7.37 | 11.84 | 20.18 | 29.37 | 21.87 | 0.00 | 0.00 | 0.50 | 4.51 | 12.03 | 18.35 | 19.17 | 28.06 | 24.01 |
| | | 4 | 10.44 | 8.94 | 11.95 | 0.00 | 0.00 | 0.46 | 1.14 | 5.96 | 14.55 | 22.76 | 22.80 | 12.75 | 0.00 | 0.00 | 0.00 | 4.09 | 14.37 | 23.13 | 21.71 | 25.43 | 18.84 |
| | Year | 15/16 | 10.79 | 9.84 | 11.74 | 0.00 | 0.00 | 0.12 | 1.75 | 7.04 | 13.47 | 20.06 | 27.07 | 19.01 | 0.00 | 0.00 | 1.03 | 2.97 | 12.80 | 20.23 | 19.10 | 26.94 | 22.59 |
| | Episodes | F/N | 1,696.00 | 696.00 | 1,000.00 | 0.00 | 0.00 | 1.00 | 17.00 | 128.00 | 259.00 | 152.00 | 110.00 | 29.00 | 0.00 | 0.00 | 8.00 | 26.00 | 230.00 | 387.00 | 152.00 | 133.00 | 64.00 |
| London | Quarter | 1 | 9.29 | 8.25 | 10.33 | 0.00 | 0.00 | 0.00 | 0.67 | 4.03 | 10.72 | 11.76 | 23.71 | 23.32 | 0.00 | 0.00 | 0.00 | 2.53 | 9.93 | 18.72 | 25.12 | 19.54 | 17.10 |
| | | 2 | 10.21 | 8.73 | 11.69 | 0.00 | 0.00 | 0.57 | 2.56 | 3.78 | 15.46 | 21.29 | 16.61 | 18.35 | 0.00 | 0.00 | 0.00 | 5.84 | 12.03 | 18.33 | 24.63 | 25.42 | 18.96 |
| | | 3 | 8.06 | 7.22 | 8.90 | 0.00 | 0.00 | 0.00 | 1.51 | 4.22 | 11.82 | 23.54 | 12.89 | 11.02 | 0.00 | 0.00 | 0.48 | 4.83 | 10.24 | 16.73 | 10.67 | 30.65 | 6.46 |
| | | 4 | 8.70 | 5.15 | 12.24 | 0.00 | 0.86 | 0.00 | 0.92 | 3.13 | 11.88 | 18.17 | 11.43 | 0.00 | 0.00 | 0.00 | 0.00 | 2.40 | 9.67 | 18.05 | 24.12 | 27.77 | 28.15 |
| | Year | 15/16 | 9.06 | 7.30 | 10.82 | 0.00 | 0.23 | 0.14 | 1.41 | 3.78 | 12.46 | 18.68 | 16.07 | 12.92 | 0.00 | 0.00 | 0.12 | 3.87 | 10.46 | 17.96 | 21.19 | 25.88 | 17.87 |
| | Episodes | F/N | 1,101.00 | 382.00 | 719.00 | 0.00 | 1.00 | 1.00 | 10.00 | 99.00 | 171.00 | 62.00 | 29.00 | 9.00 | 0.00 | 0.00 | 1.00 | 30.00 | 292.00 | 235.00 | 77.00 | 63.00 | 21.00 |
| Midlands And East | Quarter | 1 | 9.00 | 7.89 | 10.10 | 0.00 | 0.00 | 0.00 | 1.97 | 5.47 | 10.00 | 15.55 | 25.38 | 12.64 | 0.00 | 0.00 | 0.00 | 2.51 | 10.80 | 14.47 | 18.66 | 19.57 | 24.92 |
| | | 2 | 9.83 | 7.05 | 12.62 | 0.00 | 0.00 | 0.50 | 1.09 | 5.07 | 11.88 | 14.85 | 21.36 | 8.72 | 0.00 | 0.00 | 0.53 | 3.43 | 10.77 | 19.31 | 23.88 | 24.68 | 30.94 |
| | | 3 | 9.21 | 8.29 | 10.13 | 0.00 | 0.00 | 0.00 | 1.19 | 5.97 | 12.29 | 21.93 | 29.94 | 3.33 | 0.00 | 0.00 | 1.16 | 3.64 | 9.81 | 17.00 | 17.82 | 21.08 | 20.65 |
| | | 4 | 9.77 | 7.77 | 11.77 | 0.00 | 1.30 | 0.00 | 2.22 | 5.82 | 14.95 | 13.26 | 19.94 | 12.47 | 0.00 | 0.00 | 0.00 | 2.30 | 12.37 | 20.22 | 19.33 | 23.93 | 27.81 |
| | Year | 15/16 | 9.46 | 7.75 | 11.17 | 0.00 | 0.34 | 0.12 | 1.63 | 5.59 | 12.33 | 16.34 | 24.08 | 9.35 | 0.00 | 0.00 | 0.41 | 2.96 | 10.97 | 17.79 | 19.91 | 22.35 | 26.11 |
| | Episodes | F/N | 1,402.00 | 549.00 | 853.00 | 0.00 | 1.00 | 1.00 | 12.00 | 92.00 | 224.00 | 115.00 | 91.00 | 13.00 | 0.00 | 0.00 | 3.00 | 21.00 | 185.00 | 324.00 | 150.00 | 102.00 | 68.00 |

Mean weekly incidence rate per 100,000 Persons.

Hayfever/Allergic Rhinitis (ICD10: J30)

| | | All ages | | | Male | | | | | | | | | Female | | | | | | | | |
|----------|-------|---------------|---------|---------|-------|--------|---------|----------|----------|----------|----------|----------|--------|--------|--------|---------|----------|----------|----------|----------|----------|--------|
| | | Male & Female | Male | Female | <1yr | 1-4yrs | 5-14yrs | 15-24yrs | 25-44yrs | 45-64yrs | 65-74yrs | 75-84yrs | 85+yrs | <1yr | 1-4yrs | 5-14yrs | 15-24yrs | 25-44yrs | 45-64yrs | 65-74yrs | 75-84yrs | 85+yrs |
| 4 weekly | 1 | 21.31 | 20.06 | 22.56 | 0.00 | 18.89 | 62.42 | 33.03 | 17.86 | 11.43 | 15.37 | 14.32 | 7.27 | 0.00 | 16.97 | 40.68 | 33.14 | 32.51 | 21.93 | 27.05 | 25.02 | 5.74 |
| | 2 | 64.11 | 68.12 | 60.10 | 0.00 | 62.17 | 204.89 | 116.00 | 71.04 | 34.91 | 33.87 | 45.43 | 44.80 | 0.00 | 47.53 | 126.76 | 126.84 | 105.64 | 45.97 | 32.78 | 29.29 | 26.09 |
| | 3 | 21.78 | 21.25 | 22.32 | 0.00 | 23.01 | 47.07 | 31.13 | 18.63 | 13.61 | 19.02 | 22.43 | 16.37 | 0.00 | 22.73 | 34.81 | 42.80 | 32.04 | 21.22 | 16.55 | 14.07 | 16.63 |
| | 4 | 8.53 | 8.40 | 8.66 | 0.00 | 7.97 | 21.42 | 7.38 | 5.49 | 7.65 | 7.23 | 11.69 | 6.75 | 0.00 | 5.40 | 12.83 | 11.29 | 11.85 | 9.29 | 16.57 | 10.69 | 0.00 |
| | 5 | 5.24 | 5.90 | 4.58 | 0.00 | 2.71 | 12.25 | 7.77 | 5.32 | 4.39 | 4.85 | 11.80 | 4.01 | 0.00 | 2.02 | 8.59 | 7.95 | 6.50 | 4.09 | 6.53 | 5.54 | 0.00 |
| | 6 | 5.08 | 5.89 | 4.28 | 0.00 | 2.12 | 5.08 | 5.94 | 6.21 | 4.00 | 9.85 | 10.79 | 8.99 | 0.00 | 2.05 | 6.28 | 7.66 | 5.52 | 4.96 | 3.21 | 4.67 | 4.18 |
| | 7 | 4.03 | 3.50 | 4.55 | 0.00 | 1.95 | 7.99 | 5.64 | 3.81 | 3.50 | 2.85 | 4.15 | 1.65 | 0.00 | 3.49 | 8.28 | 7.11 | 6.84 | 3.08 | 4.25 | 3.11 | 4.77 |
| | 8 | 3.70 | 4.02 | 3.37 | 0.00 | 3.46 | 5.24 | 2.17 | 4.12 | 4.43 | 5.29 | 3.10 | 8.40 | 0.00 | 3.52 | 5.77 | 5.31 | 4.77 | 3.16 | 2.91 | 2.79 | 2.13 |
| | 9 | 3.27 | 4.53 | 2.02 | 9.03 | 3.40 | 5.80 | 5.69 | 4.60 | 2.49 | 5.62 | 1.44 | 2.66 | 0.00 | 0.00 | 5.33 | 3.83 | 4.28 | 2.40 | 1.54 | 0.78 | 0.00 |
| | 10 | 5.00 | 5.64 | 4.35 | 16.53 | 3.72 | 8.68 | 5.73 | 4.98 | 3.82 | 3.99 | 0.62 | 2.70 | 0.00 | 3.11 | 5.79 | 5.99 | 7.67 | 5.07 | 5.71 | 4.82 | 1.00 |
| | 11 | 5.82 | 5.67 | 5.97 | 0.00 | 5.53 | 7.28 | 6.54 | 6.20 | 4.07 | 7.26 | 9.49 | 4.63 | 0.00 | 4.96 | 9.73 | 8.25 | 7.94 | 5.91 | 6.98 | 6.00 | 3.93 |
| | 12 | 6.37 | 5.83 | 6.91 | 0.00 | 7.97 | 14.44 | 6.87 | 7.91 | 4.43 | 4.50 | 4.17 | 2.21 | 0.00 | 1.54 | 11.99 | 10.41 | 11.47 | 8.67 | 7.60 | 5.39 | 5.11 |
| | 13 | 18.45 | 17.43 | 19.47 | 0.00 | 18.07 | 58.28 | 18.69 | 14.01 | 11.39 | 11.10 | 16.03 | 9.31 | 3.38 | 14.06 | 31.69 | 36.42 | 26.09 | 19.24 | 20.14 | 19.59 | 4.65 |
| Quarter | 1 | 34.63 | 35.22 | 34.04 | 0.00 | 33.47 | 101.53 | 57.97 | 34.46 | 19.33 | 22.19 | 26.39 | 21.62 | 0.00 | 28.15 | 65.36 | 64.94 | 54.87 | 29.11 | 25.58 | 22.97 | 15.35 |
| | 2 | 6.12 | 6.48 | 5.75 | 0.00 | 3.94 | 12.53 | 6.85 | 5.42 | 5.33 | 7.06 | 11.13 | 6.08 | 0.00 | 2.91 | 9.35 | 9.01 | 7.84 | 5.94 | 8.30 | 6.79 | 1.63 |
| | 3 | 3.81 | 4.27 | 3.35 | 5.14 | 3.31 | 6.95 | 4.80 | 4.49 | 3.29 | 4.49 | 2.09 | 3.91 | 0.00 | 2.75 | 6.28 | 5.06 | 5.52 | 3.18 | 3.51 | 2.08 | 1.78 |
| | 4 | 9.49 | 9.10 | 9.88 | 2.53 | 9.53 | 23.76 | 9.87 | 8.70 | 6.33 | 7.15 | 8.66 | 5.39 | 0.97 | 6.22 | 15.85 | 16.71 | 14.15 | 10.35 | 10.59 | 9.86 | 4.20 |
| Year | 15/16 | 13.44 | 13.68 | 13.19 | 1.93 | 12.50 | 35.96 | 19.68 | 13.18 | 8.53 | 10.16 | 12.00 | 9.17 | 0.26 | 9.93 | 24.05 | 23.79 | 20.47 | 12.11 | 11.97 | 10.41 | 5.71 |
| Episodes | F/N | 8663.00 | 4043.00 | 4620.00 | 3.00 | 163.00 | 1143.00 | 652.00 | 1084.00 | 571.00 | 237.00 | 144.00 | 46.00 | 1.00 | 124.00 | 732.00 | 771.00 | 1697.00 | 787.00 | 304.00 | 158.00 | 46.00 |

Mean weekly incidence rate per 100,000 Persons.

Hayfever/Allergic Rhinitis (ICD10: J30)

| | | | All ages | | | Male | | | | | | | | Female | | | | | | | | | |
|-------------------|----------|-------|---------------|----------|----------|-------|--------|---------|----------|----------|----------|----------|----------|--------|------|--------|---------|----------|----------|----------|----------|----------|--------|
| | | | Male & Female | Male | Female | <1yr | 1-4yrs | 5-14yrs | 15-24yrs | 25-44yrs | 45-64yrs | 65-74yrs | 75-84yrs | 85+yrs | <1yr | 1-4yrs | 5-14yrs | 15-24yrs | 25-44yrs | 45-64yrs | 65-74yrs | 75-84yrs | 85+yrs |
| North | Quarter | 1 | 30.84 | 30.88 | 30.79 | 0.00 | 44.93 | 102.84 | 46.39 | 27.25 | 12.70 | 12.28 | 18.20 | 13.32 | 0.00 | 33.66 | 66.01 | 60.74 | 52.05 | 19.47 | 17.35 | 19.09 | 8.76 |
| | | 2 | 4.67 | 5.14 | 4.19 | 0.00 | 5.51 | 10.30 | 4.40 | 5.63 | 3.06 | 6.12 | 6.11 | 5.16 | 0.00 | 1.44 | 7.16 | 5.98 | 7.15 | 4.16 | 6.28 | 3.31 | 2.26 |
| | | 3 | 2.49 | 2.50 | 2.48 | 0.00 | 1.74 | 3.67 | 3.36 | 3.12 | 1.08 | 3.29 | 2.14 | 4.11 | 0.00 | 1.92 | 4.14 | 2.99 | 4.43 | 1.29 | 3.64 | 1.65 | 2.29 |
| | | 4 | 5.67 | 5.43 | 5.91 | 0.00 | 4.64 | 13.87 | 5.64 | 5.87 | 5.06 | 3.70 | 4.13 | 5.92 | 0.00 | 3.16 | 11.92 | 7.37 | 10.60 | 4.78 | 7.72 | 6.49 | 1.14 |
| | Year | 15/16 | 10.82 | 10.88 | 10.75 | 0.00 | 14.03 | 32.32 | 14.77 | 10.38 | 5.47 | 6.30 | 7.58 | 7.10 | 0.00 | 9.92 | 22.11 | 19.05 | 18.41 | 7.37 | 8.73 | 7.61 | 3.57 |
| | Episodes | F/N | 1,767.00 | 815.00 | 952.00 | 0.00 | 39.00 | 239.00 | 136.00 | 192.00 | 114.00 | 52.00 | 32.00 | 11.00 | 0.00 | 26.00 | 163.00 | 166.00 | 322.00 | 147.00 | 78.00 | 40.00 | 10.00 |
| South | Quarter | 1 | 28.18 | 29.49 | 26.87 | 0.00 | 28.13 | 87.54 | 52.64 | 29.04 | 13.33 | 17.96 | 13.65 | 23.16 | 0.00 | 25.48 | 50.79 | 52.70 | 49.62 | 17.99 | 19.50 | 18.68 | 7.10 |
| | | 2 | 5.67 | 6.22 | 5.12 | 0.00 | 5.18 | 14.08 | 8.41 | 4.71 | 4.23 | 4.23 | 4.93 | 10.23 | 0.00 | 1.37 | 7.82 | 10.44 | 7.74 | 4.43 | 5.05 | 6.49 | 2.75 |
| | | 3 | 4.35 | 5.72 | 2.99 | 20.55 | 3.71 | 5.30 | 5.64 | 3.82 | 3.03 | 3.90 | 2.96 | 2.54 | 0.00 | 2.72 | 4.58 | 5.36 | 6.08 | 2.91 | 3.02 | 0.79 | 1.40 |
| | | 4 | 8.92 | 9.12 | 8.72 | 0.00 | 7.55 | 23.74 | 12.91 | 8.17 | 3.03 | 9.59 | 9.88 | 7.25 | 0.00 | 6.64 | 13.60 | 18.78 | 12.94 | 8.53 | 7.23 | 6.64 | 4.13 |
| | Year | 15/16 | 11.73 | 12.57 | 10.88 | 5.04 | 11.08 | 32.50 | 19.77 | 11.37 | 5.85 | 8.93 | 7.89 | 10.73 | 0.00 | 9.01 | 19.09 | 21.77 | 18.98 | 8.46 | 8.67 | 8.12 | 3.85 |
| | Episodes | F/N | 1,926.00 | 933.00 | 993.00 | 2.00 | 35.00 | 271.00 | 187.00 | 208.00 | 113.00 | 68.00 | 32.00 | 17.00 | 0.00 | 27.00 | 149.00 | 196.00 | 338.00 | 163.00 | 69.00 | 40.00 | 11.00 |
| London | Quarter | 1 | 48.14 | 48.11 | 48.18 | 0.00 | 34.91 | 129.26 | 69.84 | 45.27 | 35.66 | 35.15 | 47.73 | 35.14 | 0.00 | 27.14 | 88.02 | 83.96 | 67.25 | 56.06 | 39.07 | 38.73 | 33.35 |
| | | 2 | 9.31 | 9.96 | 8.67 | 0.00 | 1.26 | 17.86 | 8.37 | 7.23 | 9.45 | 13.36 | 26.03 | 6.08 | 0.00 | 4.90 | 13.99 | 11.22 | 9.70 | 8.20 | 15.30 | 14.68 | 0.00 |
| | | 3 | 5.59 | 5.83 | 5.35 | 0.00 | 4.77 | 14.51 | 6.71 | 6.48 | 4.68 | 9.66 | 0.00 | 5.71 | 0.00 | 2.02 | 10.63 | 7.58 | 8.20 | 6.17 | 5.15 | 4.92 | 3.42 |
| | | 4 | 14.88 | 14.00 | 15.75 | 0.00 | 17.81 | 40.03 | 14.34 | 11.60 | 13.06 | 8.55 | 15.32 | 5.30 | 3.87 | 9.47 | 24.78 | 22.28 | 18.07 | 21.07 | 18.49 | 17.53 | 6.21 |
| | Year | 15/16 | 19.39 | 19.37 | 19.41 | 0.00 | 14.75 | 50.22 | 24.62 | 17.53 | 15.66 | 16.53 | 22.14 | 12.91 | 1.02 | 10.86 | 34.18 | 31.09 | 25.66 | 22.84 | 19.48 | 18.94 | 10.66 |
| | Episodes | F/N | 2,960.00 | 1,342.00 | 1,618.00 | 0.00 | 55.00 | 376.00 | 164.00 | 439.00 | 208.00 | 52.00 | 39.00 | 9.00 | 1.00 | 38.00 | 245.00 | 230.00 | 685.00 | 290.00 | 72.00 | 45.00 | 12.00 |
| Midlands And East | Quarter | 1 | 31.35 | 32.39 | 30.30 | 0.00 | 25.92 | 86.50 | 63.02 | 36.29 | 15.62 | 23.36 | 25.97 | 14.86 | 0.00 | 26.29 | 56.61 | 62.37 | 50.55 | 22.92 | 26.42 | 15.37 | 12.19 |
| | | 2 | 4.82 | 4.60 | 5.03 | 0.00 | 3.80 | 7.88 | 6.22 | 4.11 | 4.60 | 4.51 | 7.45 | 2.84 | 0.00 | 3.93 | 8.42 | 8.42 | 6.78 | 6.98 | 6.59 | 2.68 | 1.50 |
| | | 3 | 2.81 | 3.04 | 2.58 | 0.00 | 3.00 | 4.31 | 3.48 | 4.54 | 4.38 | 1.12 | 3.27 | 3.27 | 0.00 | 4.34 | 5.78 | 4.29 | 3.36 | 2.34 | 2.21 | 0.95 | 0.00 |
| | | 4 | 8.49 | 7.85 | 9.12 | 10.13 | 8.12 | 17.38 | 6.59 | 9.14 | 4.17 | 6.74 | 5.31 | 3.08 | 0.00 | 5.60 | 13.10 | 18.38 | 14.98 | 7.04 | 8.91 | 8.80 | 5.31 |
| | Year | 15/16 | 11.80 | 11.89 | 11.71 | 2.68 | 10.17 | 28.80 | 19.58 | 13.44 | 7.13 | 8.89 | 10.40 | 5.96 | 0.00 | 9.96 | 20.83 | 23.27 | 18.84 | 9.77 | 10.99 | 6.99 | 4.76 |
| | Episodes | F/N | 2,010.00 | 953.00 | 1,057.00 | 1.00 | 34.00 | 257.00 | 165.00 | 245.00 | 136.00 | 65.00 | 41.00 | 9.00 | 0.00 | 33.00 | 175.00 | 179.00 | 352.00 | 187.00 | 85.00 | 33.00 | 13.00 |

Mean weekly incidence rate per 100,000 Persons.

Herpes Simplex (ICD10: B00)

| | | All ages | | | Male | | | | | | | | | Female | | | | | | | | |
|-----------------|-------|---------------|--------|---------|------|--------|---------|----------|----------|----------|----------|----------|--------|--------|--------|---------|----------|----------|----------|----------|----------|--------|
| | | Male & Female | Male | Female | <1yr | 1-4yrs | 5-14yrs | 15-24yrs | 25-44yrs | 45-64yrs | 65-74yrs | 75-84yrs | 85+yrs | <1yr | 1-4yrs | 5-14yrs | 15-24yrs | 25-44yrs | 45-64yrs | 65-74yrs | 75-84yrs | 85+yrs |
| 4 weekly | 1 | 3.63 | 2.11 | 5.15 | 0.00 | 2.91 | 3.29 | 1.80 | 3.34 | 3.22 | 3.19 | 1.27 | 0.00 | 0.00 | 7.73 | 3.58 | 11.08 | 8.69 | 7.95 | 3.95 | 2.18 | 1.17 |
| | 2 | 3.47 | 1.78 | 5.17 | 0.00 | 1.01 | 3.49 | 2.74 | 1.87 | 3.56 | 2.42 | 0.95 | 0.00 | 0.00 | 7.25 | 3.36 | 10.21 | 11.13 | 5.59 | 4.05 | 4.92 | 0.00 |
| | 3 | 3.86 | 1.92 | 5.79 | 0.00 | 1.04 | 2.52 | 3.68 | 5.14 | 2.15 | 0.99 | 1.80 | 0.00 | 0.00 | 8.43 | 0.93 | 13.70 | 8.41 | 6.08 | 6.83 | 5.55 | 2.18 |
| | 4 | 3.22 | 1.76 | 4.67 | 0.00 | 1.05 | 1.84 | 2.97 | 3.35 | 3.53 | 2.24 | 0.88 | 0.00 | 0.00 | 3.23 | 2.83 | 8.40 | 11.58 | 6.90 | 4.81 | 3.03 | 1.28 |
| | 5 | 3.61 | 2.38 | 4.85 | 0.00 | 3.68 | 3.27 | 3.98 | 3.64 | 2.41 | 1.28 | 3.14 | 0.00 | 0.00 | 3.97 | 2.36 | 10.96 | 11.73 | 6.43 | 2.61 | 3.22 | 2.36 |
| | 6 | 4.00 | 2.80 | 5.21 | 0.00 | 9.28 | 3.36 | 1.95 | 3.19 | 4.11 | 2.53 | 0.78 | 0.00 | 0.00 | 1.94 | 6.82 | 11.97 | 11.90 | 8.10 | 2.55 | 2.36 | 1.22 |
| | 7 | 4.41 | 3.28 | 5.55 | 0.00 | 9.30 | 4.30 | 4.39 | 2.22 | 2.66 | 1.12 | 1.77 | 3.75 | 0.00 | 5.09 | 4.02 | 10.30 | 13.06 | 8.53 | 6.22 | 2.74 | 0.00 |
| | 8 | 4.06 | 3.28 | 4.85 | 0.00 | 11.69 | 5.12 | 3.49 | 3.14 | 2.70 | 0.32 | 0.61 | 2.48 | 0.00 | 3.70 | 4.86 | 9.68 | 12.85 | 5.57 | 5.64 | 0.45 | 0.86 |
| | 9 | 3.16 | 1.40 | 4.92 | 0.00 | 1.50 | 2.06 | 1.85 | 2.11 | 1.42 | 1.11 | 0.63 | 1.94 | 0.00 | 4.98 | 2.51 | 13.29 | 12.46 | 5.22 | 3.79 | 2.01 | 0.00 |
| | 10 | 4.30 | 2.80 | 5.81 | 0.00 | 5.23 | 3.55 | 4.78 | 3.56 | 3.01 | 1.69 | 3.34 | 0.00 | 0.00 | 2.32 | 2.82 | 14.52 | 15.67 | 5.30 | 4.49 | 2.23 | 4.91 |
| | 11 | 4.74 | 3.40 | 6.08 | 6.88 | 3.33 | 3.60 | 3.88 | 3.86 | 3.33 | 0.97 | 4.79 | 0.00 | 0.00 | 3.89 | 3.85 | 14.92 | 12.42 | 10.52 | 3.12 | 2.29 | 3.72 |
| | 12 | 3.82 | 2.78 | 4.86 | 0.00 | 3.94 | 2.42 | 3.20 | 4.23 | 2.92 | 1.67 | 1.75 | 4.91 | 3.70 | 3.37 | 3.60 | 7.58 | 11.11 | 7.65 | 3.79 | 1.77 | 1.19 |
| | 13 | 3.94 | 1.97 | 5.92 | 0.00 | 4.68 | 3.37 | 3.58 | 2.33 | 2.36 | 1.37 | 0.00 | 0.00 | 0.00 | 0.77 | 5.13 | 8.76 | 13.97 | 9.06 | 8.55 | 4.27 | 2.77 |
| Quarter | 1 | 3.65 | 1.95 | 5.35 | 0.00 | 1.75 | 3.11 | 2.67 | 3.44 | 2.99 | 2.27 | 1.33 | 0.00 | 0.00 | 7.80 | 2.69 | 11.62 | 9.35 | 6.65 | 4.87 | 4.06 | 1.12 |
| | 2 | 3.70 | 2.40 | 4.99 | 0.00 | 5.32 | 2.95 | 3.36 | 3.30 | 3.25 | 1.95 | 1.48 | 0.00 | 0.00 | 3.05 | 3.93 | 10.77 | 11.97 | 7.23 | 3.61 | 2.87 | 1.49 |
| | 3 | 3.84 | 2.60 | 5.08 | 0.00 | 6.69 | 3.49 | 3.43 | 2.53 | 2.37 | 0.98 | 1.40 | 2.52 | 0.00 | 4.24 | 4.00 | 11.36 | 13.30 | 6.31 | 4.66 | 1.59 | 0.27 |
| | 4 | 4.22 | 2.74 | 5.71 | 1.96 | 4.18 | 3.41 | 3.43 | 3.63 | 2.91 | 1.36 | 2.38 | 1.40 | 1.06 | 2.74 | 3.71 | 10.99 | 12.76 | 8.36 | 5.33 | 2.82 | 3.59 |
| Year | 15/16 | 3.86 | 2.43 | 5.29 | 0.52 | 4.48 | 3.24 | 3.22 | 3.23 | 2.88 | 1.64 | 1.66 | 0.99 | 0.28 | 4.42 | 3.59 | 11.18 | 11.86 | 7.16 | 4.63 | 2.83 | 1.66 |
| Episodes | F/N | 3208.00 | 859.00 | 2349.00 | 1.00 | 68.00 | 112.00 | 123.00 | 264.00 | 213.00 | 47.00 | 25.00 | 6.00 | 1.00 | 58.00 | 115.00 | 428.00 | 1015.00 | 541.00 | 129.00 | 47.00 | 15.00 |

Mean weekly incidence rate per 100,000 Persons.

Herpes Simplex (ICD10: B00)

| | | | All ages | | | Male | | | | | | | | | Female | | | | | | | | |
|-------------------|----------|-------|---------------|--------|--------|------|--------|---------|----------|----------|----------|----------|----------|--------|--------|--------|---------|----------|----------|----------|----------|----------|--------|
| | | | Male & Female | Male | Female | <1yr | 1-4yrs | 5-14yrs | 15-24yrs | 25-44yrs | 45-64yrs | 65-74yrs | 75-84yrs | 85+yrs | <1yr | 1-4yrs | 5-14yrs | 15-24yrs | 25-44yrs | 45-64yrs | 65-74yrs | 75-84yrs | 85+yrs |
| North | Quarter | 1 | 4.53 | 2.25 | 6.81 | 0.00 | 1.95 | 4.54 | 2.20 | 3.48 | 2.73 | 3.11 | 2.25 | 0.00 | 0.00 | 13.75 | 4.64 | 17.26 | 10.84 | 6.65 | 4.53 | 1.85 | 1.81 |
| | | 2 | 4.73 | 3.38 | 6.09 | 0.00 | 11.24 | 3.72 | 5.48 | 3.60 | 3.27 | 1.55 | 1.53 | 0.00 | 0.00 | 4.12 | 3.09 | 16.39 | 14.00 | 6.52 | 4.78 | 4.42 | 1.52 |
| | | 3 | 4.75 | 3.89 | 5.61 | 0.00 | 9.91 | 5.78 | 3.95 | 2.59 | 2.77 | 0.75 | 2.27 | 7.01 | 0.00 | 8.03 | 2.96 | 11.05 | 13.78 | 6.85 | 4.86 | 1.91 | 1.06 |
| | | 4 | 4.32 | 2.88 | 5.76 | 0.00 | 4.97 | 5.37 | 3.55 | 2.60 | 3.19 | 3.51 | 2.71 | 0.00 | 0.00 | 4.57 | 3.43 | 14.56 | 13.20 | 8.79 | 3.93 | 1.07 | 2.33 |
| | Year | 15/16 | 4.58 | 3.10 | 6.07 | 0.00 | 6.98 | 4.86 | 3.79 | 3.06 | 3.00 | 2.26 | 2.20 | 1.72 | 0.00 | 7.56 | 3.53 | 14.81 | 12.96 | 7.23 | 4.51 | 2.29 | 1.69 |
| | Episodes | F/N | 1,079.00 | 301.00 | 778.00 | 0.00 | 30.00 | 48.00 | 49.00 | 67.00 | 72.00 | 21.00 | 11.00 | 3.00 | 0.00 | 25.00 | 32.00 | 188.00 | 297.00 | 175.00 | 43.00 | 13.00 | 5.00 |
| South | Quarter | 1 | 3.73 | 1.96 | 5.49 | 0.00 | 1.28 | 2.06 | 3.57 | 3.59 | 2.19 | 2.84 | 2.13 | 0.00 | 0.00 | 9.09 | 2.79 | 10.10 | 8.61 | 6.95 | 4.31 | 4.92 | 2.68 |
| | | 2 | 3.52 | 2.00 | 5.04 | 0.00 | 3.93 | 1.49 | 2.91 | 3.17 | 2.91 | 2.66 | 0.96 | 0.00 | 0.00 | 4.11 | 3.60 | 8.42 | 12.70 | 9.42 | 2.49 | 1.70 | 2.88 |
| | | 3 | 3.61 | 1.96 | 5.26 | 0.00 | 6.23 | 3.03 | 3.74 | 1.32 | 2.56 | 0.76 | 0.00 | 0.00 | 0.00 | 1.40 | 4.25 | 11.52 | 16.50 | 5.28 | 6.76 | 1.66 | 0.00 |
| | | 4 | 4.52 | 3.64 | 5.39 | 7.86 | 6.52 | 1.69 | 3.30 | 4.14 | 2.49 | 1.41 | 2.85 | 2.52 | 0.00 | 2.43 | 3.60 | 13.49 | 13.36 | 7.44 | 4.04 | 1.43 | 2.76 |
| | Year | 15/16 | 3.86 | 2.42 | 5.30 | 2.08 | 4.53 | 2.06 | 3.38 | 3.08 | 2.54 | 1.91 | 1.51 | 0.67 | 0.00 | 4.22 | 3.56 | 10.93 | 12.80 | 7.28 | 4.39 | 2.41 | 2.09 |
| | Episodes | F/N | 754.00 | 192.00 | 562.00 | 1.00 | 15.00 | 17.00 | 33.00 | 56.00 | 49.00 | 14.00 | 6.00 | 1.00 | 0.00 | 12.00 | 28.00 | 99.00 | 229.00 | 141.00 | 35.00 | 12.00 | 6.00 |
| London | Quarter | 1 | 3.70 | 2.41 | 4.99 | 0.00 | 3.76 | 3.18 | 3.42 | 4.09 | 4.62 | 2.60 | 0.00 | 0.00 | 0.00 | 2.52 | 2.44 | 10.56 | 9.26 | 5.38 | 8.63 | 6.13 | 0.00 |
| | | 2 | 3.60 | 2.71 | 4.50 | 0.00 | 4.75 | 4.59 | 3.96 | 2.58 | 4.84 | 1.30 | 2.33 | 0.00 | 0.00 | 0.00 | 5.91 | 10.41 | 11.81 | 6.42 | 2.34 | 3.59 | 0.00 |
| | | 3 | 3.65 | 2.51 | 4.78 | 0.00 | 6.49 | 3.51 | 3.66 | 2.81 | 2.75 | 1.15 | 2.18 | 0.00 | 0.00 | 6.03 | 5.47 | 9.83 | 11.86 | 5.56 | 4.31 | 0.00 | 0.00 |
| | | 4 | 4.23 | 1.83 | 6.63 | 0.00 | 2.53 | 2.51 | 3.62 | 3.26 | 2.66 | 0.00 | 1.91 | 0.00 | 4.23 | 2.62 | 3.43 | 7.74 | 11.55 | 9.92 | 6.50 | 4.40 | 9.29 |
| | Year | 15/16 | 3.80 | 2.35 | 5.25 | 0.00 | 4.35 | 3.43 | 3.67 | 3.19 | 3.70 | 1.24 | 1.61 | 0.00 | 1.12 | 2.79 | 4.29 | 9.60 | 11.13 | 6.88 | 5.47 | 3.55 | 2.45 |
| | Episodes | F/N | 765.00 | 208.00 | 557.00 | 0.00 | 17.00 | 26.00 | 26.00 | 82.00 | 50.00 | 4.00 | 3.00 | 0.00 | 1.00 | 11.00 | 33.00 | 75.00 | 313.00 | 93.00 | 20.00 | 8.00 | 3.00 |
| Midlands And East | Quarter | 1 | 2.64 | 1.19 | 4.10 | 0.00 | 0.00 | 2.66 | 1.49 | 2.59 | 2.43 | 0.54 | 0.95 | 0.00 | 0.00 | 5.83 | 0.90 | 8.56 | 8.70 | 7.61 | 2.00 | 3.33 | 0.00 |
| | | 2 | 2.93 | 1.52 | 4.34 | 0.00 | 1.36 | 2.01 | 1.08 | 3.83 | 1.99 | 2.30 | 1.08 | 0.00 | 0.00 | 3.96 | 3.12 | 7.86 | 9.35 | 6.57 | 4.83 | 1.77 | 1.57 |
| | | 3 | 3.35 | 2.04 | 4.66 | 0.00 | 4.13 | 1.64 | 2.35 | 3.39 | 1.39 | 1.26 | 1.15 | 3.05 | 0.00 | 1.49 | 3.33 | 13.04 | 11.04 | 7.56 | 2.72 | 2.78 | 0.00 |
| | | 4 | 3.83 | 2.61 | 5.04 | 0.00 | 2.70 | 4.09 | 3.25 | 4.53 | 3.29 | 0.52 | 2.06 | 3.09 | 0.00 | 1.34 | 4.40 | 8.16 | 12.91 | 7.28 | 6.87 | 4.37 | 0.00 |
| | Year | 15/16 | 3.20 | 1.85 | 4.54 | 0.00 | 2.06 | 2.63 | 2.07 | 3.60 | 2.29 | 1.14 | 1.33 | 1.57 | 0.00 | 3.12 | 2.97 | 9.38 | 10.54 | 7.25 | 4.16 | 3.09 | 0.39 |
| | Episodes | F/N | 610.00 | 158.00 | 452.00 | 0.00 | 6.00 | 21.00 | 15.00 | 59.00 | 42.00 | 8.00 | 5.00 | 2.00 | 0.00 | 10.00 | 22.00 | 66.00 | 176.00 | 132.00 | 31.00 | 14.00 | 1.00 |

Mean weekly incidence rate per 100,000 Persons.

Herpes Zoster (ICD10: B02)

| | | All ages | | | Male | | | | | | | | | Female | | | | | | | | |
|-----------------|-------|---------------|---------|---------|------|--------|---------|----------|----------|----------|----------|----------|--------|--------|--------|---------|----------|----------|----------|----------|----------|--------|
| | | Male & Female | Male | Female | <1yr | 1-4yrs | 5-14yrs | 15-24yrs | 25-44yrs | 45-64yrs | 65-74yrs | 75-84yrs | 85+yrs | <1yr | 1-4yrs | 5-14yrs | 15-24yrs | 25-44yrs | 45-64yrs | 65-74yrs | 75-84yrs | 85+yrs |
| 4 weekly | 1 | 9.19 | 6.79 | 11.59 | 0.00 | 0.94 | 5.20 | 1.43 | 2.83 | 5.67 | 13.62 | 10.59 | 20.83 | 0.00 | 1.01 | 3.43 | 3.60 | 4.20 | 12.11 | 21.88 | 24.72 | 33.33 |
| | 2 | 8.42 | 6.78 | 10.06 | 0.00 | 1.00 | 3.09 | 1.66 | 2.73 | 4.23 | 7.74 | 22.92 | 17.65 | 0.00 | 2.38 | 3.17 | 5.19 | 6.07 | 7.67 | 19.00 | 21.21 | 25.81 |
| | 3 | 8.65 | 8.69 | 8.61 | 0.00 | 1.04 | 3.13 | 2.50 | 5.75 | 5.88 | 10.61 | 26.00 | 23.27 | 0.00 | 0.90 | 3.34 | 1.78 | 3.47 | 10.52 | 16.02 | 19.87 | 21.57 |
| | 4 | 9.18 | 7.72 | 10.64 | 0.00 | 1.04 | 5.36 | 5.97 | 4.76 | 5.47 | 11.82 | 16.32 | 18.77 | 0.00 | 3.32 | 1.81 | 3.78 | 3.77 | 11.43 | 18.15 | 25.05 | 28.43 |
| | 5 | 8.42 | 7.65 | 9.19 | 0.00 | 1.80 | 1.87 | 3.46 | 3.37 | 7.80 | 12.07 | 23.57 | 14.94 | 0.00 | 1.03 | 5.39 | 2.41 | 5.28 | 10.36 | 15.03 | 29.60 | 13.63 |
| | 6 | 8.23 | 5.97 | 10.49 | 0.00 | 0.00 | 2.45 | 6.32 | 2.63 | 5.78 | 9.90 | 15.78 | 10.86 | 0.00 | 1.20 | 3.83 | 4.99 | 5.66 | 12.98 | 18.85 | 25.43 | 21.48 |
| | 7 | 8.34 | 6.09 | 10.59 | 0.00 | 0.00 | 4.19 | 3.07 | 3.87 | 7.33 | 12.78 | 13.41 | 10.11 | 0.00 | 1.13 | 5.44 | 2.32 | 5.74 | 14.54 | 12.47 | 31.72 | 21.97 |
| | 8 | 8.66 | 7.49 | 9.83 | 0.00 | 1.19 | 1.68 | 1.96 | 3.06 | 6.42 | 17.19 | 14.14 | 21.78 | 0.00 | 0.00 | 3.92 | 1.99 | 4.69 | 11.13 | 15.54 | 23.92 | 27.33 |
| | 9 | 6.92 | 5.65 | 8.20 | 0.00 | 3.16 | 1.78 | 1.96 | 4.14 | 3.67 | 14.45 | 15.76 | 5.95 | 0.00 | 0.00 | 3.61 | 1.47 | 4.19 | 13.40 | 17.81 | 17.37 | 15.92 |
| | 10 | 9.03 | 6.06 | 12.00 | 0.00 | 1.78 | 3.17 | 2.46 | 3.24 | 7.09 | 11.72 | 13.84 | 11.27 | 0.00 | 1.99 | 5.99 | 4.95 | 6.17 | 10.12 | 19.22 | 18.74 | 40.78 |
| | 11 | 11.09 | 10.94 | 11.24 | 0.00 | 0.00 | 2.36 | 4.53 | 4.35 | 7.89 | 16.13 | 23.36 | 39.82 | 0.00 | 2.27 | 5.68 | 4.40 | 6.29 | 11.70 | 14.31 | 23.16 | 33.35 |
| | 12 | 7.46 | 5.75 | 9.17 | 0.00 | 0.00 | 2.88 | 1.67 | 1.93 | 7.37 | 13.78 | 15.35 | 8.77 | 0.00 | 1.54 | 3.18 | 2.42 | 5.34 | 9.08 | 19.02 | 16.12 | 25.81 |
| | 13 | 9.10 | 7.73 | 10.46 | 0.00 | 0.00 | 3.45 | 3.57 | 2.55 | 7.73 | 11.78 | 28.71 | 11.78 | 0.00 | 0.70 | 5.72 | 3.92 | 7.07 | 9.11 | 14.90 | 16.32 | 36.42 |
| Quarter | 1 | 8.78 | 7.37 | 10.20 | 0.00 | 0.99 | 3.91 | 1.83 | 3.70 | 5.29 | 10.89 | 19.12 | 20.60 | 0.00 | 1.40 | 3.32 | 3.53 | 4.55 | 10.25 | 19.19 | 22.15 | 27.40 |
| | 2 | 8.43 | 6.92 | 9.95 | 0.00 | 0.87 | 3.27 | 4.85 | 3.66 | 6.42 | 10.90 | 17.95 | 14.34 | 0.00 | 1.71 | 3.67 | 3.59 | 4.77 | 11.90 | 16.97 | 26.40 | 20.51 |
| | 3 | 8.33 | 6.62 | 10.03 | 0.00 | 1.34 | 2.62 | 2.39 | 3.50 | 5.79 | 15.34 | 15.47 | 13.11 | 0.00 | 0.73 | 4.97 | 2.13 | 5.10 | 12.49 | 16.22 | 23.09 | 25.57 |
| | 4 | 9.13 | 7.73 | 10.54 | 0.00 | 0.51 | 2.86 | 3.28 | 3.03 | 7.67 | 13.24 | 20.47 | 18.53 | 0.00 | 1.51 | 4.70 | 4.02 | 6.32 | 9.89 | 16.40 | 19.02 | 32.96 |
| Year | 15/16 | 8.68 | 7.17 | 10.19 | 0.00 | 0.92 | 3.16 | 3.09 | 3.46 | 6.32 | 12.60 | 18.29 | 16.68 | 0.00 | 1.34 | 4.18 | 3.33 | 5.21 | 11.11 | 17.18 | 22.60 | 26.73 |
| Episodes | F/N | 4421.00 | 1699.00 | 2722.00 | 0.00 | 12.00 | 110.00 | 122.00 | 285.00 | 485.00 | 339.00 | 250.00 | 96.00 | 0.00 | 17.00 | 137.00 | 122.00 | 434.00 | 841.00 | 491.00 | 418.00 | 262.00 |

Mean weekly incidence rate per 100,000 Persons.

Herpes Zoster (ICD10: B02)

| | | | All ages | | | Male | | | | | | | | | Female | | | | | | | | |
|-------------------|----------|-------|---------------|--------|--------|------|--------|---------|----------|----------|----------|----------|----------|--------|--------|--------|---------|----------|----------|----------|----------|----------|--------|
| | | | Male & Female | Male | Female | <1yr | 1-4yrs | 5-14yrs | 15-24yrs | 25-44yrs | 45-64yrs | 65-74yrs | 75-84yrs | 85+yrs | <1yr | 1-4yrs | 5-14yrs | 15-24yrs | 25-44yrs | 45-64yrs | 65-74yrs | 75-84yrs | 85+yrs |
| North | Quarter | 1 | 9.05 | 6.82 | 11.29 | 0.00 | 0.00 | 2.56 | 0.55 | 4.00 | 5.66 | 13.80 | 8.03 | 26.75 | 0.00 | 1.80 | 5.79 | 3.60 | 4.69 | 10.95 | 24.81 | 24.73 | 25.24 |
| | | 2 | 9.94 | 8.05 | 11.83 | 0.00 | 1.07 | 7.05 | 7.04 | 3.64 | 6.96 | 12.52 | 15.61 | 18.55 | 0.00 | 1.44 | 6.13 | 3.18 | 6.89 | 12.86 | 17.93 | 34.96 | 23.12 |
| | | 3 | 7.88 | 6.00 | 9.75 | 0.00 | 1.21 | 4.13 | 4.39 | 2.53 | 4.75 | 11.59 | 9.72 | 15.71 | 0.00 | 0.00 | 5.72 | 1.70 | 6.62 | 13.36 | 12.95 | 22.93 | 24.51 |
| | | 4 | 10.06 | 7.94 | 12.17 | 0.00 | 0.00 | 4.26 | 2.99 | 2.31 | 8.38 | 11.92 | 20.13 | 21.43 | 0.00 | 2.56 | 5.13 | 4.02 | 6.65 | 11.02 | 13.41 | 22.07 | 44.71 |
| | Year | 15/16 | 9.25 | 7.22 | 11.28 | 0.00 | 0.56 | 4.49 | 3.73 | 3.10 | 6.48 | 12.45 | 13.50 | 20.63 | 0.00 | 1.47 | 5.68 | 3.14 | 6.22 | 12.03 | 17.20 | 26.09 | 29.69 |
| | Episodes | F/N | 1,468.00 | 538.00 | 930.00 | 0.00 | 2.00 | 43.00 | 52.00 | 68.00 | 159.00 | 114.00 | 68.00 | 32.00 | 0.00 | 5.00 | 52.00 | 39.00 | 142.00 | 288.00 | 160.00 | 153.00 | 91.00 |
| South | Quarter | 1 | 10.59 | 10.07 | 11.11 | 0.00 | 2.73 | 4.65 | 1.68 | 3.49 | 4.21 | 8.50 | 22.45 | 42.88 | 0.00 | 1.55 | 3.78 | 4.76 | 3.88 | 10.43 | 16.99 | 28.07 | 30.50 |
| | | 2 | 9.44 | 8.16 | 10.72 | 0.00 | 1.28 | 4.44 | 5.38 | 4.14 | 8.63 | 16.24 | 18.05 | 15.24 | 0.00 | 2.85 | 2.60 | 3.61 | 5.86 | 13.05 | 20.35 | 26.02 | 22.14 |
| | | 3 | 9.85 | 7.84 | 11.87 | 0.00 | 1.76 | 3.48 | 1.88 | 3.55 | 8.13 | 20.88 | 17.99 | 12.88 | 0.00 | 1.39 | 6.55 | 1.78 | 5.95 | 10.74 | 17.81 | 25.30 | 37.27 |
| | | 4 | 10.67 | 9.49 | 11.84 | 0.00 | 1.18 | 2.63 | 3.45 | 3.34 | 8.14 | 13.43 | 20.14 | 33.12 | 0.00 | 1.26 | 4.71 | 4.75 | 8.98 | 11.57 | 19.79 | 24.11 | 31.40 |
| | Year | 15/16 | 10.15 | 8.90 | 11.39 | 0.00 | 1.73 | 3.78 | 3.11 | 3.62 | 7.29 | 14.74 | 19.67 | 26.16 | 0.00 | 1.75 | 4.42 | 3.74 | 6.22 | 11.45 | 18.75 | 25.84 | 30.35 |
| | Episodes | F/N | 1,270.00 | 504.00 | 766.00 | 0.00 | 5.00 | 31.00 | 30.00 | 65.00 | 141.00 | 112.00 | 80.00 | 40.00 | 0.00 | 5.00 | 35.00 | 34.00 | 112.00 | 219.00 | 149.00 | 127.00 | 85.00 |
| London | Quarter | 1 | 7.73 | 6.48 | 8.98 | 0.00 | 1.23 | 3.71 | 2.61 | 4.71 | 6.41 | 12.98 | 26.66 | 0.00 | 0.00 | 0.00 | 1.41 | 0.59 | 2.50 | 8.08 | 21.26 | 15.92 | 31.10 |
| | | 2 | 6.96 | 5.78 | 8.15 | 0.00 | 1.14 | 0.61 | 3.80 | 3.74 | 5.47 | 7.96 | 23.29 | 6.00 | 0.00 | 0.00 | 1.81 | 4.65 | 2.84 | 10.88 | 13.24 | 21.72 | 18.22 |
| | | 3 | 7.78 | 6.29 | 9.27 | 0.00 | 0.92 | 1.35 | 3.27 | 3.58 | 3.77 | 16.62 | 21.57 | 5.50 | 0.00 | 0.00 | 3.57 | 4.41 | 3.15 | 11.49 | 18.29 | 22.72 | 19.85 |
| | | 4 | 7.64 | 7.37 | 7.91 | 0.00 | 0.86 | 2.08 | 1.78 | 3.14 | 4.83 | 16.06 | 26.87 | 10.69 | 0.00 | 0.87 | 2.56 | 3.23 | 3.94 | 6.87 | 13.91 | 8.75 | 31.10 |
| | Year | 15/16 | 7.53 | 6.49 | 8.57 | 0.00 | 1.03 | 1.94 | 2.85 | 3.78 | 5.11 | 13.46 | 24.64 | 5.64 | 0.00 | 0.23 | 2.34 | 3.22 | 3.12 | 9.28 | 16.62 | 17.12 | 25.18 |
| | Episodes | F/N | 687.00 | 298.00 | 389.00 | 0.00 | 4.00 | 15.00 | 20.00 | 98.00 | 69.00 | 44.00 | 44.00 | 4.00 | 0.00 | 1.00 | 18.00 | 26.00 | 89.00 | 122.00 | 62.00 | 41.00 | 30.00 |
| Midlands And East | Quarter | 1 | 7.77 | 6.12 | 9.41 | 0.00 | 0.00 | 4.74 | 2.48 | 2.58 | 4.89 | 8.26 | 19.36 | 12.76 | 0.00 | 2.23 | 2.31 | 5.16 | 7.13 | 11.55 | 13.71 | 19.89 | 22.75 |
| | | 2 | 7.38 | 5.69 | 9.08 | 0.00 | 0.00 | 0.99 | 3.16 | 3.13 | 4.62 | 6.88 | 14.83 | 17.57 | 0.00 | 2.53 | 4.16 | 2.91 | 3.48 | 10.80 | 16.37 | 22.91 | 18.57 |
| | | 3 | 7.79 | 6.34 | 9.24 | 0.00 | 1.46 | 1.52 | 0.00 | 4.34 | 6.53 | 12.25 | 12.62 | 18.35 | 0.00 | 1.51 | 4.03 | 0.64 | 4.68 | 14.35 | 15.84 | 21.43 | 20.65 |
| | | 4 | 8.17 | 6.13 | 10.21 | 0.00 | 0.00 | 2.49 | 4.88 | 3.33 | 9.34 | 11.56 | 14.73 | 8.88 | 0.00 | 1.34 | 6.41 | 4.08 | 5.73 | 10.09 | 18.51 | 21.15 | 24.62 |
| | Year | 15/16 | 7.79 | 6.07 | 9.50 | 0.00 | 0.36 | 2.44 | 2.67 | 3.35 | 6.40 | 9.77 | 15.37 | 14.28 | 0.00 | 1.89 | 4.27 | 3.21 | 5.26 | 11.67 | 16.15 | 21.34 | 21.70 |
| | Episodes | F/N | 996.00 | 359.00 | 637.00 | 0.00 | 1.00 | 21.00 | 20.00 | 54.00 | 116.00 | 69.00 | 58.00 | 20.00 | 0.00 | 6.00 | 32.00 | 23.00 | 91.00 | 212.00 | 120.00 | 97.00 | 56.00 |

Mean weekly incidence rate per 100,000 Persons.

Impetigo (ICD10 : L01)

| | | All ages | | | Male | | | | | | | | | Female | | | | | | | | |
|-----------------|-------|---------------|---------|---------|-------|--------|---------|----------|----------|----------|----------|----------|--------|--------|--------|---------|----------|----------|----------|----------|----------|--------|
| | | Male & Female | Male | Female | <1yr | 1-4yrs | 5-14yrs | 15-24yrs | 25-44yrs | 45-64yrs | 65-74yrs | 75-84yrs | 85+yrs | <1yr | 1-4yrs | 5-14yrs | 15-24yrs | 25-44yrs | 45-64yrs | 65-74yrs | 75-84yrs | 85+yrs |
| 4 weekly | 1 | 6.96 | 6.88 | 7.03 | 0.00 | 33.94 | 17.04 | 4.69 | 1.70 | 1.86 | 0.76 | 0.00 | 1.95 | 0.00 | 25.69 | 18.24 | 7.50 | 3.40 | 1.59 | 1.85 | 3.35 | 1.68 |
| | 2 | 6.67 | 6.40 | 6.93 | 0.00 | 23.60 | 16.99 | 6.77 | 3.77 | 0.33 | 1.01 | 2.52 | 2.65 | 0.00 | 21.63 | 21.58 | 4.49 | 4.39 | 3.22 | 0.00 | 1.31 | 5.78 |
| | 3 | 13.48 | 8.46 | 18.51 | 0.00 | 33.27 | 27.21 | 6.68 | 2.94 | 1.30 | 1.36 | 3.39 | 0.00 | 97.66 | 31.77 | 19.41 | 5.85 | 4.37 | 2.55 | 2.63 | 0.00 | 2.33 |
| | 4 | 7.76 | 8.50 | 7.02 | 0.00 | 34.88 | 20.59 | 6.91 | 2.79 | 1.84 | 0.46 | 4.24 | 4.77 | 0.00 | 26.89 | 19.44 | 4.92 | 5.94 | 1.73 | 2.11 | 2.10 | 0.00 |
| | 5 | 9.62 | 10.64 | 8.60 | 27.90 | 34.24 | 16.76 | 5.91 | 1.67 | 2.26 | 2.14 | 4.85 | 0.00 | 0.00 | 33.68 | 20.57 | 10.65 | 5.10 | 2.24 | 1.59 | 0.00 | 3.57 |
| | 6 | 9.92 | 9.72 | 10.12 | 0.00 | 54.58 | 23.44 | 4.69 | 1.45 | 1.43 | 1.33 | 0.56 | 0.00 | 0.00 | 48.78 | 23.53 | 7.87 | 5.46 | 2.40 | 0.73 | 1.44 | 0.88 |
| | 7 | 12.26 | 12.57 | 11.95 | 9.26 | 72.37 | 21.37 | 4.69 | 1.83 | 1.53 | 1.36 | 0.71 | 0.00 | 12.94 | 56.57 | 18.29 | 6.55 | 3.86 | 1.80 | 1.49 | 0.84 | 5.24 |
| | 8 | 13.29 | 13.08 | 13.50 | 9.22 | 67.85 | 24.96 | 3.68 | 2.91 | 1.61 | 0.91 | 1.64 | 4.91 | 24.44 | 55.59 | 25.73 | 3.90 | 4.31 | 3.84 | 1.54 | 1.32 | 0.86 |
| | 9 | 11.01 | 11.85 | 10.16 | 14.64 | 49.47 | 24.68 | 5.21 | 2.08 | 1.48 | 2.43 | 1.58 | 5.05 | 12.06 | 36.61 | 21.92 | 7.14 | 4.43 | 2.97 | 2.72 | 1.19 | 2.45 |
| | 10 | 11.68 | 10.81 | 12.56 | 13.58 | 51.31 | 20.85 | 4.73 | 2.71 | 1.77 | 1.43 | 0.94 | 0.00 | 16.71 | 42.11 | 26.16 | 9.07 | 4.13 | 3.61 | 2.43 | 2.66 | 6.14 |
| | 11 | 12.87 | 14.12 | 11.62 | 48.99 | 41.06 | 22.21 | 5.92 | 1.52 | 2.16 | 0.79 | 2.18 | 2.26 | 17.98 | 45.92 | 18.62 | 10.29 | 6.22 | 3.31 | 1.51 | 0.78 | 0.00 |
| | 12 | 10.58 | 11.26 | 9.90 | 18.65 | 45.62 | 21.27 | 5.42 | 1.80 | 1.25 | 1.35 | 1.40 | 4.61 | 15.75 | 32.53 | 22.55 | 4.72 | 3.24 | 2.84 | 1.93 | 2.21 | 3.30 |
| | 13 | 10.24 | 10.07 | 10.40 | 13.48 | 34.46 | 24.20 | 4.30 | 2.72 | 2.92 | 2.76 | 5.82 | 0.00 | 16.75 | 39.57 | 20.68 | 6.25 | 3.97 | 2.09 | 1.76 | 1.45 | 1.09 |
| Quarter | 1 | 8.88 | 7.22 | 10.53 | 0.00 | 30.55 | 20.15 | 5.94 | 2.71 | 1.22 | 1.02 | 1.82 | 1.57 | 30.05 | 26.31 | 19.63 | 6.07 | 4.00 | 2.39 | 1.52 | 1.69 | 3.14 |
| | 2 | 9.29 | 9.78 | 8.80 | 8.59 | 43.49 | 20.37 | 5.89 | 2.14 | 1.86 | 1.21 | 2.97 | 1.47 | 0.00 | 38.09 | 21.07 | 8.21 | 5.38 | 2.09 | 1.57 | 1.09 | 1.71 |
| | 3 | 12.22 | 12.28 | 12.16 | 11.64 | 61.49 | 22.90 | 4.25 | 2.12 | 1.69 | 1.88 | 1.50 | 3.07 | 17.66 | 48.87 | 23.08 | 5.82 | 4.51 | 3.27 | 1.80 | 1.85 | 2.59 |
| | 4 | 11.23 | 11.69 | 10.77 | 25.71 | 41.32 | 22.76 | 5.29 | 2.18 | 1.91 | 1.40 | 2.69 | 1.97 | 16.93 | 38.75 | 21.14 | 7.36 | 4.15 | 2.69 | 1.96 | 1.27 | 2.72 |
| Year | 15/16 | 10.42 | 10.27 | 10.57 | 11.75 | 44.16 | 21.57 | 5.34 | 2.29 | 1.67 | 1.38 | 2.25 | 2.02 | 16.17 | 38.02 | 21.23 | 6.87 | 4.50 | 2.61 | 1.72 | 1.47 | 2.55 |
| Episodes | F/N | 4109.00 | 1954.00 | 2155.00 | 23.00 | 605.00 | 734.00 | 197.00 | 183.00 | 128.00 | 38.00 | 34.00 | 12.00 | 21.00 | 505.00 | 686.00 | 268.00 | 368.00 | 202.00 | 55.00 | 25.00 | 25.00 |

Mean weekly incidence rate per 100,000 Persons.

Impetigo (ICD10: L01)

| | | | All ages | | | Male | | | | | | | | Female | | | | | | | | | |
|-------------------|----------|-------|---------------|--------|--------|-------|--------|---------|----------|----------|----------|----------|----------|--------|--------|--------|---------|----------|----------|----------|----------|----------|--------|
| | | | Male & Female | Male | Female | <1yr | 1-4yrs | 5-14yrs | 15-24yrs | 25-44yrs | 45-64yrs | 65-74yrs | 75-84yrs | 85+yrs | <1yr | 1-4yrs | 5-14yrs | 15-24yrs | 25-44yrs | 45-64yrs | 65-74yrs | 75-84yrs | 85+yrs |
| North | Quarter | 1 | 8.37 | 9.17 | 7.57 | 0.00 | 35.37 | 27.88 | 5.59 | 4.55 | 1.24 | 2.44 | 2.25 | 3.26 | 0.00 | 19.50 | 28.56 | 7.83 | 5.52 | 2.68 | 1.21 | 1.04 | 1.77 |
| | | 2 | 10.14 | 8.92 | 11.35 | 0.00 | 40.40 | 24.90 | 5.01 | 2.51 | 1.15 | 1.03 | 2.34 | 2.94 | 0.00 | 56.30 | 22.36 | 11.83 | 6.61 | 2.46 | 1.55 | 0.00 | 1.08 |
| | | 3 | 12.65 | 11.85 | 13.45 | 7.47 | 60.24 | 20.75 | 4.40 | 1.88 | 1.44 | 0.47 | 1.66 | 8.38 | 14.85 | 56.90 | 24.23 | 7.61 | 6.18 | 3.40 | 1.67 | 1.27 | 4.92 |
| | | 4 | 10.80 | 11.45 | 10.16 | 22.99 | 34.29 | 28.31 | 5.62 | 2.24 | 2.43 | 1.03 | 4.01 | 2.14 | 19.76 | 26.20 | 23.59 | 8.69 | 4.63 | 3.30 | 1.99 | 0.00 | 3.25 |
| | Year | 15/16 | 10.50 | 10.37 | 10.62 | 7.91 | 42.42 | 25.51 | 5.16 | 2.79 | 1.58 | 1.24 | 2.59 | 4.14 | 8.86 | 39.47 | 24.66 | 8.98 | 5.71 | 2.97 | 1.61 | 0.57 | 2.76 |
| | Episodes | F/N | 1,330.00 | 610.00 | 720.00 | 6.00 | 165.00 | 244.00 | 65.00 | 59.00 | 41.00 | 10.00 | 13.00 | 7.00 | 6.00 | 149.00 | 222.00 | 119.00 | 125.00 | 71.00 | 16.00 | 3.00 | 9.00 |
| South | Quarter | 1 | 7.32 | 7.29 | 7.35 | 0.00 | 30.65 | 17.10 | 7.27 | 2.07 | 0.95 | 0.52 | 4.04 | 3.01 | 0.00 | 27.01 | 13.71 | 10.03 | 4.62 | 3.11 | 3.28 | 1.62 | 2.74 |
| | | 2 | 11.48 | 13.09 | 9.86 | 34.34 | 47.49 | 21.88 | 4.97 | 1.56 | 1.47 | 2.14 | 4.00 | 0.00 | 0.00 | 47.04 | 19.48 | 9.06 | 5.79 | 2.08 | 3.10 | 0.82 | 1.38 |
| | | 3 | 14.20 | 15.91 | 12.49 | 21.90 | 80.73 | 27.50 | 5.41 | 2.30 | 0.44 | 1.06 | 0.00 | 3.88 | 9.76 | 57.43 | 23.38 | 5.82 | 6.12 | 3.68 | 3.74 | 2.51 | 0.00 |
| | | 4 | 12.14 | 13.29 | 10.98 | 31.84 | 47.70 | 25.78 | 4.21 | 2.76 | 1.10 | 1.86 | 1.81 | 2.59 | 10.94 | 44.61 | 23.53 | 8.50 | 3.46 | 2.80 | 2.28 | 1.47 | 1.24 |
| | Year | 15/16 | 11.30 | 12.42 | 10.19 | 22.20 | 51.57 | 23.12 | 5.44 | 2.19 | 0.99 | 1.41 | 2.45 | 2.37 | 5.28 | 44.03 | 20.09 | 8.35 | 4.97 | 2.91 | 3.08 | 1.60 | 1.34 |
| | Episodes | F/N | 1,046.00 | 498.00 | 548.00 | 7.00 | 164.00 | 193.00 | 51.00 | 40.00 | 19.00 | 11.00 | 10.00 | 3.00 | 3.00 | 131.00 | 159.00 | 74.00 | 89.00 | 56.00 | 24.00 | 8.00 | 4.00 |
| London | Quarter | 1 | 11.70 | 4.60 | 18.80 | 0.00 | 20.73 | 15.65 | 1.94 | 1.96 | 1.08 | 0.00 | 0.00 | 0.00 | 120.19 | 26.64 | 14.59 | 2.40 | 2.34 | 1.34 | 0.00 | 1.73 | 0.00 |
| | | 2 | 6.50 | 6.54 | 6.47 | 0.00 | 33.30 | 18.07 | 1.98 | 1.85 | 1.32 | 0.00 | 2.30 | 0.00 | 0.00 | 23.97 | 19.88 | 4.06 | 2.53 | 1.65 | 0.00 | 1.77 | 4.39 |
| | | 3 | 9.56 | 10.18 | 8.94 | 17.20 | 41.97 | 21.74 | 2.61 | 1.56 | 2.24 | 2.29 | 2.02 | 0.00 | 17.11 | 33.93 | 15.55 | 4.15 | 2.36 | 2.04 | 0.00 | 1.62 | 3.69 |
| | | 4 | 8.78 | 8.23 | 9.33 | 20.76 | 27.33 | 14.59 | 3.64 | 1.12 | 1.70 | 1.07 | 3.85 | 0.00 | 26.98 | 28.70 | 15.46 | 3.62 | 3.46 | 1.78 | 0.93 | 0.00 | 3.05 |
| | Year | 15/16 | 9.13 | 7.40 | 10.86 | 9.70 | 30.77 | 17.46 | 2.56 | 1.61 | 1.59 | 0.85 | 2.08 | 0.00 | 40.81 | 28.32 | 16.35 | 3.56 | 2.69 | 1.71 | 0.25 | 1.26 | 2.79 |
| | Episodes | F/N | 727.00 | 352.00 | 375.00 | 7.00 | 119.00 | 136.00 | 19.00 | 42.00 | 22.00 | 3.00 | 4.00 | 0.00 | 9.00 | 107.00 | 124.00 | 29.00 | 76.00 | 23.00 | 1.00 | 3.00 | 3.00 |
| Midlands And East | Quarter | 1 | 8.12 | 7.82 | 8.41 | 0.00 | 35.47 | 19.98 | 8.96 | 2.28 | 1.58 | 1.13 | 0.99 | 0.00 | 0.00 | 32.09 | 21.66 | 4.00 | 3.54 | 2.41 | 1.59 | 2.37 | 8.06 |
| | | 2 | 9.04 | 10.56 | 7.53 | 0.00 | 52.78 | 16.64 | 11.61 | 2.63 | 3.53 | 1.66 | 3.23 | 2.93 | 0.00 | 25.07 | 22.58 | 7.89 | 6.60 | 2.18 | 1.64 | 1.77 | 0.00 |
| | | 3 | 12.47 | 11.18 | 13.75 | 0.00 | 63.02 | 21.62 | 4.58 | 2.74 | 2.64 | 3.72 | 2.31 | 0.00 | 28.90 | 47.21 | 29.14 | 5.68 | 3.36 | 3.96 | 1.77 | 1.99 | 1.77 |
| | | 4 | 13.21 | 13.80 | 12.63 | 27.25 | 55.98 | 22.36 | 7.71 | 2.60 | 2.42 | 1.65 | 1.08 | 3.14 | 10.03 | 55.48 | 21.98 | 8.64 | 5.03 | 2.87 | 2.64 | 3.62 | 3.34 |
| | Year | 15/16 | 10.76 | 10.89 | 10.62 | 7.20 | 51.89 | 20.19 | 8.20 | 2.56 | 2.54 | 2.03 | 1.88 | 1.55 | 9.74 | 40.26 | 23.80 | 6.59 | 4.64 | 2.86 | 1.92 | 2.46 | 3.30 |
| | Episodes | F/N | 1,006.00 | 494.00 | 512.00 | 3.00 | 157.00 | 161.00 | 62.00 | 42.00 | 46.00 | 14.00 | 7.00 | 2.00 | 3.00 | 118.00 | 181.00 | 46.00 | 78.00 | 52.00 | 14.00 | 11.00 | 9.00 |

Mean weekly incidence rate per 100,000 Persons.

Infections of Skin & Subcutaneous Tissue (ICD10: L00-L08)

| | | All ages | | | Male | | | | | | | | | Female | | | | | | | | |
|----------|-------|---------------|----------|----------|--------|---------|---------|----------|----------|----------|----------|----------|--------|---------|--------|---------|----------|----------|----------|----------|----------|---------|
| | | Male & Female | Male | Female | <1yr | 1-4yrs | 5-14yrs | 15-24yrs | 25-44yrs | 45-64yrs | 65-74yrs | 75-84yrs | 85+yrs | <1yr | 1-4yrs | 5-14yrs | 15-24yrs | 25-44yrs | 45-64yrs | 65-74yrs | 75-84yrs | 85+yrs |
| 4 weekly | 1 | 64.70 | 59.14 | 70.26 | 0.00 | 71.99 | 49.86 | 35.68 | 39.92 | 43.22 | 63.99 | 96.67 | 130.92 | 0.00 | 63.92 | 52.63 | 40.21 | 51.77 | 54.29 | 70.76 | 110.04 | 188.76 |
| | 2 | 145.56 | 62.30 | 228.83 | 0.00 | 79.40 | 52.71 | 31.82 | 44.69 | 46.07 | 56.91 | 83.33 | 165.78 | 1388.89 | 52.69 | 54.06 | 53.61 | 61.55 | 67.05 | 64.56 | 119.92 | 197.13 |
| | 3 | 110.49 | 97.53 | 123.45 | 196.32 | 83.06 | 82.62 | 47.94 | 52.33 | 65.05 | 87.24 | 111.16 | 152.06 | 331.44 | 85.86 | 60.04 | 60.68 | 67.89 | 82.38 | 79.52 | 118.47 | 224.78 |
| | 4 | 98.56 | 93.21 | 103.91 | 183.83 | 82.24 | 50.33 | 52.45 | 49.10 | 55.90 | 81.30 | 117.41 | 166.33 | 156.69 | 71.38 | 53.02 | 58.09 | 67.91 | 76.67 | 102.15 | 124.36 | 224.93 |
| | 5 | 91.29 | 91.97 | 90.62 | 267.62 | 59.92 | 48.03 | 50.39 | 40.54 | 49.70 | 65.69 | 121.64 | 124.15 | 161.04 | 69.62 | 64.76 | 58.54 | 59.54 | 60.18 | 68.60 | 107.50 | 165.78 |
| | 6 | 73.16 | 71.73 | 74.59 | 73.33 | 89.52 | 50.53 | 35.58 | 41.27 | 47.15 | 66.44 | 109.70 | 132.00 | 27.01 | 82.77 | 67.38 | 45.39 | 54.55 | 58.20 | 66.94 | 108.92 | 160.18 |
| | 7 | 81.13 | 77.24 | 85.01 | 78.01 | 116.28 | 55.41 | 41.21 | 42.59 | 51.21 | 68.38 | 95.74 | 146.36 | 111.80 | 81.19 | 49.82 | 47.27 | 47.10 | 54.25 | 70.96 | 104.77 | 197.94 |
| | 8 | 76.86 | 73.85 | 79.88 | 84.14 | 108.89 | 54.47 | 38.49 | 41.13 | 41.90 | 61.69 | 94.91 | 139.02 | 66.89 | 93.64 | 57.47 | 48.62 | 45.32 | 54.84 | 59.22 | 105.37 | 187.53 |
| | 9 | 74.28 | 70.06 | 78.50 | 96.74 | 105.50 | 56.05 | 34.91 | 35.25 | 40.29 | 45.84 | 73.71 | 142.28 | 89.71 | 80.57 | 51.12 | 40.17 | 46.52 | 44.74 | 58.56 | 99.16 | 195.95 |
| | 10 | 76.85 | 70.02 | 83.68 | 98.82 | 96.08 | 48.98 | 39.58 | 41.72 | 44.70 | 57.91 | 81.91 | 120.47 | 79.13 | 82.33 | 62.52 | 52.99 | 50.63 | 47.95 | 71.15 | 98.14 | 208.32 |
| | 11 | 86.77 | 90.01 | 83.53 | 189.36 | 83.37 | 56.78 | 41.87 | 39.68 | 45.56 | 61.24 | 91.15 | 201.04 | 115.24 | 77.05 | 56.23 | 54.51 | 50.77 | 55.28 | 68.37 | 90.40 | 183.90 |
| | 12 | 73.49 | 71.52 | 75.45 | 80.66 | 83.49 | 51.13 | 36.31 | 30.94 | 49.62 | 59.56 | 93.87 | 158.11 | 63.67 | 68.63 | 53.64 | 37.23 | 48.45 | 48.76 | 63.88 | 98.46 | 196.37 |
| | 13 | 79.40 | 74.32 | 84.47 | 79.38 | 77.03 | 57.04 | 38.05 | 34.15 | 46.57 | 67.72 | 100.17 | 168.79 | 119.79 | 70.03 | 56.09 | 46.90 | 50.82 | 55.56 | 74.45 | 112.66 | 173.94 |
| Quarter | 1 | 103.67 | 71.92 | 135.42 | 60.41 | 77.67 | 60.82 | 38.26 | 45.21 | 50.81 | 68.96 | 97.02 | 148.15 | 529.33 | 67.21 | 55.35 | 50.63 | 59.74 | 66.86 | 71.55 | 115.67 | 202.42 |
| | 2 | 87.25 | 85.30 | 89.19 | 170.67 | 81.47 | 49.56 | 45.21 | 43.26 | 51.58 | 72.07 | 115.64 | 138.26 | 112.50 | 74.81 | 60.87 | 53.06 | 59.72 | 63.60 | 81.04 | 113.41 | 183.76 |
| | 3 | 76.97 | 72.88 | 81.06 | 86.02 | 104.45 | 54.59 | 38.76 | 40.34 | 43.82 | 55.65 | 85.72 | 146.52 | 80.21 | 86.96 | 55.00 | 46.35 | 47.03 | 51.45 | 62.40 | 104.03 | 196.12 |
| | 4 | 79.45 | 77.10 | 81.81 | 113.62 | 85.17 | 54.35 | 38.84 | 35.61 | 46.45 | 63.05 | 93.09 | 163.71 | 104.20 | 71.85 | 55.85 | 47.61 | 49.91 | 52.15 | 68.03 | 98.01 | 188.65 |
| Year | 15/16 | 86.70 | 76.81 | 96.59 | 107.79 | 87.15 | 54.82 | 40.24 | 41.00 | 48.13 | 64.90 | 97.78 | 149.44 | 204.63 | 75.14 | 56.75 | 49.38 | 54.02 | 58.39 | 70.70 | 107.60 | 192.66 |
| Episodes | F/N | 34834.00 | 15614.00 | 19220.00 | 144.00 | 1198.00 | 1845.00 | 1483.00 | 3403.00 | 3607.00 | 1757.00 | 1396.00 | 781.00 | 128.00 | 995.00 | 1821.00 | 1817.00 | 4455.00 | 4301.00 | 2011.00 | 1888.00 | 1804.00 |

Mean weekly incidence rate per 100,000 Persons.

Infections of Skin & Subcutaneous Tissue (ICD10: L00-L08)

| | | | All ages | | | Male | | | | | | | | | Female | | | | | | | | |
|-------------------|----------|-------|---------------|----------|----------|--------|--------|---------|----------|----------|----------|----------|----------|--------|----------|--------|---------|----------|----------|----------|----------|----------|--------|
| | | | Male & Female | Male | Female | <1yr | 1-4yrs | 5-14yrs | 15-24yrs | 25-44yrs | 45-64yrs | 65-74yrs | 75-84yrs | 85+yrs | <1yr | 1-4yrs | 5-14yrs | 15-24yrs | 25-44yrs | 45-64yrs | 65-74yrs | 75-84yrs | 85+yrs |
| North | Quarter | 1 | 170.15 | 64.38 | 275.91 | 0.00 | 87.89 | 68.03 | 39.66 | 48.20 | 50.15 | 68.64 | 86.95 | 129.95 | 1,796.81 | 63.99 | 68.88 | 58.37 | 65.59 | 58.05 | 63.72 | 115.67 | 192.11 |
| | | 2 | 87.79 | 87.26 | 88.31 | 193.35 | 81.46 | 50.24 | 36.68 | 49.04 | 51.80 | 77.32 | 106.40 | 139.10 | 88.19 | 94.61 | 64.04 | 62.69 | 65.39 | 65.06 | 82.07 | 103.21 | 169.52 |
| | | 3 | 76.40 | 72.53 | 80.27 | 111.74 | 95.71 | 55.39 | 37.18 | 44.82 | 41.91 | 50.07 | 90.67 | 125.25 | 104.44 | 93.36 | 53.19 | 41.64 | 47.89 | 50.57 | 51.89 | 83.82 | 195.58 |
| | | 4 | 79.39 | 77.16 | 81.62 | 91.56 | 86.88 | 61.81 | 38.10 | 37.94 | 47.35 | 64.40 | 91.25 | 175.10 | 120.11 | 63.25 | 56.44 | 46.13 | 54.34 | 52.81 | 63.79 | 99.08 | 178.67 |
| | Year | 15/16 | 102.98 | 75.37 | 130.59 | 99.02 | 87.96 | 58.92 | 37.91 | 44.86 | 47.80 | 65.09 | 93.77 | 142.97 | 519.70 | 78.51 | 60.56 | 52.09 | 58.23 | 56.55 | 65.34 | 100.42 | 183.87 |
| | Episodes | F/N | 10,746.00 | 4,866.00 | 5,880.00 | 43.00 | 336.00 | 558.00 | 490.00 | 1,027.00 | 1,125.00 | 597.00 | 458.00 | 232.00 | 43.00 | 285.00 | 545.00 | 653.00 | 1,257.00 | 1,322.00 | 633.00 | 588.00 | 554.00 |
| South | Quarter | 1 | 82.07 | 77.22 | 86.93 | 89.45 | 78.81 | 56.95 | 40.51 | 49.13 | 55.42 | 60.34 | 102.07 | 162.26 | 80.13 | 68.66 | 52.07 | 48.68 | 60.65 | 69.64 | 82.23 | 109.09 | 211.23 |
| | | 2 | 84.65 | 85.28 | 84.01 | 163.47 | 90.99 | 57.11 | 46.30 | 40.67 | 56.05 | 68.84 | 109.68 | 134.42 | 49.09 | 93.83 | 55.33 | 51.94 | 60.84 | 68.42 | 77.19 | 125.95 | 173.52 |
| | | 3 | 81.11 | 78.95 | 83.27 | 56.98 | 137.69 | 61.36 | 38.71 | 44.10 | 45.03 | 66.01 | 83.88 | 176.78 | 47.94 | 96.89 | 59.44 | 47.79 | 62.73 | 54.04 | 62.07 | 117.91 | 200.59 |
| | | 4 | 86.74 | 86.00 | 87.47 | 136.96 | 90.18 | 64.13 | 39.40 | 39.04 | 53.89 | 64.68 | 103.76 | 181.95 | 91.18 | 74.00 | 61.04 | 60.23 | 53.52 | 57.98 | 69.21 | 107.06 | 213.02 |
| | Year | 15/16 | 83.70 | 81.94 | 85.46 | 112.19 | 99.24 | 59.97 | 41.20 | 43.16 | 52.62 | 64.96 | 99.92 | 164.20 | 67.54 | 83.17 | 57.05 | 52.31 | 59.32 | 62.44 | 72.61 | 114.85 | 199.84 |
| | Episodes | F/N | 9,318.00 | 4,180.00 | 5,138.00 | 32.00 | 313.00 | 498.00 | 392.00 | 782.00 | 1,012.00 | 495.00 | 405.00 | 251.00 | 21.00 | 247.00 | 447.00 | 471.00 | 1,054.00 | 1,201.00 | 576.00 | 562.00 | 559.00 |
| London | Quarter | 1 | 87.10 | 69.81 | 104.39 | 65.75 | 63.11 | 56.57 | 31.06 | 41.31 | 52.41 | 68.00 | 107.03 | 143.06 | 240.38 | 61.72 | 45.80 | 42.39 | 50.12 | 74.15 | 67.78 | 122.33 | 234.87 |
| | | 2 | 93.81 | 87.41 | 100.21 | 175.42 | 61.92 | 48.74 | 45.17 | 36.17 | 48.39 | 78.01 | 144.90 | 147.99 | 203.11 | 51.78 | 66.51 | 41.00 | 52.30 | 63.41 | 85.70 | 122.84 | 215.28 |
| | | 3 | 75.75 | 69.19 | 82.30 | 68.75 | 82.88 | 50.62 | 37.66 | 33.78 | 43.42 | 56.77 | 96.81 | 152.04 | 97.92 | 66.45 | 45.72 | 45.47 | 36.13 | 51.19 | 72.27 | 108.86 | 216.70 |
| | | 4 | 71.87 | 67.50 | 76.24 | 101.81 | 67.09 | 36.25 | 32.11 | 29.94 | 41.41 | 60.96 | 92.00 | 145.95 | 92.16 | 64.45 | 48.56 | 37.19 | 38.32 | 48.60 | 76.94 | 87.68 | 192.26 |
| | Year | 15/16 | 81.94 | 73.37 | 90.51 | 102.91 | 68.72 | 47.82 | 36.42 | 35.20 | 46.31 | 65.84 | 109.84 | 147.24 | 157.14 | 61.16 | 51.59 | 41.43 | 44.10 | 59.13 | 75.70 | 109.99 | 214.35 |
| | Episodes | F/N | 6,730.00 | 2,987.00 | 3,743.00 | 40.00 | 265.00 | 366.00 | 257.00 | 915.00 | 631.00 | 211.00 | 201.00 | 101.00 | 42.00 | 230.00 | 387.00 | 325.00 | 1,211.00 | 759.00 | 282.00 | 260.00 | 247.00 |
| Midlands And East | Quarter | 1 | 75.36 | 76.28 | 74.44 | 86.43 | 80.88 | 61.72 | 41.83 | 42.18 | 45.27 | 78.87 | 92.04 | 157.33 | 0.00 | 74.48 | 54.65 | 53.08 | 62.60 | 65.59 | 72.46 | 115.60 | 171.46 |
| | | 2 | 82.75 | 81.25 | 84.24 | 150.43 | 91.52 | 42.16 | 52.68 | 47.18 | 50.08 | 64.11 | 101.56 | 131.54 | 109.59 | 59.01 | 57.58 | 56.59 | 60.34 | 57.51 | 79.20 | 101.65 | 176.71 |
| | | 3 | 74.62 | 70.83 | 78.41 | 106.61 | 101.52 | 51.01 | 41.49 | 38.67 | 44.92 | 49.74 | 71.51 | 132.03 | 70.52 | 91.12 | 61.65 | 50.50 | 41.39 | 49.99 | 63.36 | 105.53 | 171.59 |
| | | 4 | 79.81 | 77.74 | 81.89 | 124.12 | 96.51 | 55.21 | 45.74 | 35.54 | 43.13 | 62.17 | 85.35 | 151.83 | 113.34 | 85.69 | 57.36 | 46.91 | 53.45 | 49.21 | 62.19 | 98.23 | 170.64 |
| | Year | 15/16 | 78.17 | 76.55 | 79.78 | 117.03 | 92.68 | 52.58 | 45.44 | 40.79 | 45.80 | 63.69 | 87.57 | 143.35 | 74.12 | 77.73 | 57.80 | 51.68 | 54.43 | 55.45 | 69.17 | 105.12 | 172.56 |
| | Episodes | F/N | 8,040.00 | 3,581.00 | 4,459.00 | 29.00 | 284.00 | 423.00 | 344.00 | 679.00 | 839.00 | 454.00 | 332.00 | 197.00 | 22.00 | 233.00 | 442.00 | 368.00 | 933.00 | 1,019.00 | 520.00 | 478.00 | 444.00 |

Mean weekly incidence rate per 100,000 Persons.

Infectious Intestinal Disease (ICD10: A00-A09)

| | | All ages | | | Male | | | | | | | | | Female | | | | | | | | |
|-----------------|-------|---------------|---------|---------|--------|--------|---------|----------|----------|----------|----------|----------|--------|--------|--------|---------|----------|----------|----------|----------|----------|--------|
| | | Male & Female | Male | Female | <1yr | 1-4yrs | 5-14yrs | 15-24yrs | 25-44yrs | 45-64yrs | 65-74yrs | 75-84yrs | 85+yrs | <1yr | 1-4yrs | 5-14yrs | 15-24yrs | 25-44yrs | 45-64yrs | 65-74yrs | 75-84yrs | 85+yrs |
| 4 weekly | 1 | 12.79 | 12.24 | 13.35 | 0.00 | 50.84 | 12.13 | 8.98 | 8.41 | 4.40 | 6.56 | 5.38 | 13.42 | 0.00 | 53.07 | 13.88 | 7.83 | 8.23 | 5.60 | 7.86 | 8.99 | 14.70 |
| | 2 | 11.73 | 12.24 | 11.21 | 0.00 | 41.81 | 11.25 | 6.17 | 6.77 | 8.24 | 5.13 | 10.52 | 20.27 | 0.00 | 43.97 | 13.52 | 6.31 | 8.78 | 7.93 | 7.71 | 9.10 | 3.61 |
| | 3 | 13.41 | 16.13 | 10.68 | 77.16 | 26.84 | 10.71 | 6.14 | 6.77 | 5.15 | 3.84 | 4.44 | 4.12 | 0.00 | 39.94 | 10.35 | 12.67 | 8.90 | 9.79 | 6.51 | 4.38 | 3.64 |
| | 4 | 9.53 | 10.40 | 8.65 | 0.00 | 35.04 | 5.32 | 5.31 | 7.30 | 6.13 | 5.96 | 3.22 | 25.31 | 0.00 | 22.60 | 7.44 | 12.51 | 7.64 | 7.77 | 6.19 | 7.22 | 6.52 |
| | 5 | 10.93 | 10.93 | 10.92 | 15.13 | 37.70 | 10.68 | 4.25 | 5.41 | 5.19 | 8.68 | 7.27 | 4.06 | 20.63 | 26.34 | 7.88 | 7.99 | 6.45 | 3.69 | 8.51 | 4.57 | 12.23 |
| | 6 | 13.87 | 14.15 | 13.59 | 29.62 | 46.60 | 8.45 | 9.03 | 6.14 | 6.73 | 4.90 | 4.05 | 11.83 | 20.94 | 43.63 | 8.40 | 6.87 | 8.20 | 5.14 | 7.57 | 9.73 | 11.86 |
| | 7 | 18.20 | 21.35 | 15.05 | 107.57 | 37.09 | 13.46 | 2.50 | 4.81 | 4.78 | 7.24 | 7.06 | 7.63 | 34.37 | 43.21 | 9.02 | 7.15 | 8.38 | 6.31 | 9.20 | 7.76 | 10.10 |
| | 8 | 15.08 | 14.18 | 15.97 | 30.89 | 38.67 | 11.73 | 6.63 | 6.67 | 7.27 | 5.66 | 7.26 | 12.84 | 33.24 | 48.61 | 12.46 | 9.14 | 7.32 | 6.39 | 10.23 | 7.82 | 8.56 |
| | 9 | 11.09 | 8.79 | 13.38 | 6.46 | 28.61 | 10.13 | 4.85 | 5.28 | 5.02 | 8.09 | 8.75 | 1.94 | 44.74 | 24.55 | 9.00 | 6.82 | 7.46 | 5.26 | 7.42 | 9.12 | 6.07 |
| | 10 | 18.64 | 18.12 | 19.16 | 54.96 | 52.99 | 12.63 | 7.46 | 7.00 | 5.39 | 7.04 | 6.04 | 9.57 | 64.75 | 45.47 | 12.37 | 8.71 | 9.43 | 8.14 | 5.34 | 8.03 | 10.21 |
| | 11 | 20.42 | 20.43 | 20.41 | 78.44 | 50.06 | 14.96 | 4.51 | 7.87 | 5.29 | 7.98 | 6.98 | 7.81 | 53.82 | 54.77 | 12.64 | 7.76 | 10.06 | 8.85 | 11.64 | 12.35 | 11.80 |
| | 12 | 22.27 | 22.65 | 21.90 | 106.04 | 43.60 | 10.91 | 4.98 | 4.58 | 4.96 | 4.40 | 5.38 | 18.96 | 81.93 | 43.31 | 10.03 | 7.47 | 7.69 | 5.55 | 8.08 | 7.89 | 25.19 |
| | 13 | 16.75 | 14.15 | 19.34 | 44.11 | 33.37 | 10.08 | 5.18 | 6.39 | 6.53 | 4.14 | 13.76 | 3.81 | 78.86 | 30.43 | 12.27 | 10.01 | 8.19 | 6.26 | 6.85 | 11.98 | 9.18 |
| Quarter | 1 | 12.65 | 13.43 | 11.87 | 23.74 | 40.68 | 11.42 | 7.24 | 7.40 | 5.81 | 5.28 | 6.67 | 12.66 | 0.00 | 46.23 | 12.68 | 8.85 | 8.61 | 7.60 | 7.40 | 7.61 | 7.89 |
| | 2 | 12.07 | 12.99 | 11.14 | 26.12 | 39.48 | 7.96 | 5.86 | 6.13 | 5.81 | 6.34 | 5.05 | 14.16 | 12.79 | 32.30 | 7.82 | 9.17 | 7.41 | 5.56 | 7.74 | 7.41 | 10.11 |
| | 3 | 14.69 | 14.26 | 15.11 | 39.62 | 36.59 | 13.00 | 5.32 | 6.12 | 5.71 | 7.38 | 7.66 | 6.93 | 40.52 | 38.32 | 10.05 | 7.61 | 8.24 | 6.20 | 8.68 | 8.48 | 7.92 |
| | 4 | 19.95 | 19.03 | 20.87 | 74.16 | 44.72 | 11.49 | 5.25 | 6.18 | 5.67 | 5.57 | 8.13 | 10.06 | 74.29 | 43.84 | 12.40 | 8.54 | 8.56 | 7.19 | 7.90 | 9.95 | 15.18 |
| Year | 15/16 | 14.94 | 15.00 | 14.87 | 41.54 | 40.45 | 10.98 | 5.90 | 6.45 | 5.75 | 6.13 | 6.90 | 10.94 | 32.70 | 40.24 | 10.77 | 8.54 | 8.21 | 6.65 | 7.93 | 8.39 | 10.37 |
| Episodes | F/N | 5532.00 | 2562.00 | 2970.00 | 79.00 | 575.00 | 375.00 | 214.00 | 554.00 | 435.00 | 172.00 | 102.00 | 56.00 | 76.00 | 545.00 | 344.00 | 310.00 | 727.00 | 484.00 | 234.00 | 147.00 | 103.00 |

Mean weekly incidence rate per 100,000 Persons.

Infectious Intestinal Disease (ICD10: A00-A09)

| | | | All ages | | | Male | | | | | | | | | Female | | | | | | | | |
|-------------------|----------|-------|---------------|--------|--------|--------|--------|---------|----------|----------|----------|----------|----------|--------|--------|--------|---------|----------|----------|----------|----------|----------|--------|
| | | | Male & Female | Male | Female | <1yr | 1-4yrs | 5-14yrs | 15-24yrs | 25-44yrs | 45-64yrs | 65-74yrs | 75-84yrs | 85+yrs | <1yr | 1-4yrs | 5-14yrs | 15-24yrs | 25-44yrs | 45-64yrs | 65-74yrs | 75-84yrs | 85+yrs |
| North | Quarter | 1 | 16.14 | 19.83 | 12.45 | 94.97 | 34.35 | 10.58 | 6.12 | 4.63 | 5.15 | 4.19 | 11.60 | 6.90 | 0.00 | 48.42 | 12.22 | 7.78 | 7.24 | 7.18 | 11.65 | 6.46 | 11.12 |
| | | 2 | 12.80 | 10.63 | 14.96 | 0.00 | 47.27 | 11.64 | 3.55 | 4.30 | 6.94 | 7.10 | 6.43 | 8.46 | 51.16 | 26.19 | 3.41 | 8.33 | 6.55 | 6.55 | 9.93 | 9.18 | 13.32 |
| | | 3 | 18.27 | 16.81 | 19.73 | 53.76 | 45.00 | 14.13 | 5.24 | 3.88 | 6.37 | 6.07 | 10.45 | 6.41 | 71.00 | 47.59 | 8.93 | 6.92 | 7.94 | 5.78 | 9.65 | 8.02 | 11.69 |
| | | 4 | 26.50 | 26.23 | 26.78 | 116.70 | 53.32 | 13.34 | 5.09 | 7.94 | 5.91 | 9.20 | 9.23 | 15.32 | 114.17 | 51.09 | 11.86 | 7.62 | 8.60 | 7.27 | 10.92 | 10.61 | 18.88 |
| | Year | 15/16 | 18.58 | 18.52 | 18.64 | 67.31 | 45.14 | 12.44 | 5.00 | 5.24 | 6.09 | 6.69 | 9.42 | 9.39 | 60.12 | 43.47 | 9.16 | 7.67 | 7.60 | 6.71 | 10.55 | 8.61 | 13.85 |
| | Episodes | F/N | 1,700.00 | 796.00 | 904.00 | 34.00 | 175.00 | 122.00 | 64.00 | 126.00 | 148.00 | 65.00 | 47.00 | 15.00 | 36.00 | 159.00 | 84.00 | 96.00 | 174.00 | 156.00 | 103.00 | 53.00 | 43.00 |
| South | Quarter | 1 | 11.32 | 10.79 | 11.84 | 0.00 | 39.78 | 11.48 | 10.18 | 8.52 | 5.97 | 3.90 | 4.34 | 12.91 | 0.00 | 42.32 | 11.53 | 10.55 | 9.60 | 6.68 | 6.83 | 8.67 | 10.41 |
| | | 2 | 13.48 | 17.63 | 9.33 | 68.57 | 37.23 | 4.90 | 7.49 | 8.14 | 6.94 | 4.34 | 5.96 | 15.08 | 0.00 | 32.81 | 5.71 | 10.48 | 8.05 | 7.13 | 7.55 | 4.03 | 8.24 |
| | | 3 | 12.75 | 11.91 | 13.59 | 29.54 | 33.44 | 6.95 | 3.99 | 9.07 | 4.07 | 6.58 | 10.84 | 2.74 | 36.18 | 35.14 | 8.34 | 8.22 | 8.34 | 5.52 | 7.98 | 6.85 | 5.73 |
| | | 4 | 17.43 | 17.45 | 17.42 | 64.87 | 44.46 | 7.13 | 6.06 | 5.97 | 4.73 | 5.46 | 5.66 | 12.70 | 53.79 | 39.44 | 7.94 | 10.80 | 7.53 | 8.80 | 8.90 | 8.51 | 11.06 |
| | Year | 15/16 | 13.81 | 14.50 | 13.13 | 41.20 | 38.84 | 7.61 | 6.91 | 7.89 | 5.41 | 5.08 | 6.68 | 10.89 | 23.08 | 37.47 | 8.37 | 10.03 | 8.36 | 7.07 | 7.84 | 7.04 | 8.90 |
| | Episodes | F/N | 1,274.00 | 592.00 | 682.00 | 15.00 | 122.00 | 62.00 | 65.00 | 142.00 | 104.00 | 38.00 | 27.00 | 17.00 | 11.00 | 111.00 | 65.00 | 89.00 | 149.00 | 136.00 | 62.00 | 34.00 | 25.00 |
| London | Quarter | 1 | 13.91 | 13.00 | 14.82 | 0.00 | 40.62 | 17.14 | 10.38 | 9.79 | 5.19 | 3.90 | 6.80 | 23.19 | 0.00 | 61.75 | 20.23 | 10.51 | 9.91 | 10.88 | 7.98 | 8.75 | 3.39 |
| | | 2 | 13.00 | 13.91 | 12.09 | 18.63 | 48.60 | 9.26 | 6.98 | 7.55 | 5.80 | 5.34 | 4.66 | 18.39 | 0.00 | 43.35 | 15.84 | 8.78 | 8.19 | 4.38 | 8.11 | 9.27 | 10.89 |
| | | 3 | 15.48 | 13.75 | 17.20 | 19.35 | 35.09 | 22.06 | 8.20 | 6.18 | 8.23 | 10.98 | 8.18 | 5.51 | 43.38 | 37.10 | 17.31 | 7.87 | 10.89 | 8.48 | 11.06 | 11.23 | 7.51 |
| | | 4 | 21.70 | 21.25 | 22.15 | 74.39 | 57.05 | 20.46 | 7.68 | 7.50 | 7.50 | 3.20 | 13.43 | 0.00 | 63.73 | 53.97 | 20.59 | 10.42 | 12.28 | 9.16 | 6.49 | 10.25 | 12.44 |
| | Year | 15/16 | 16.13 | 15.59 | 16.67 | 28.97 | 45.56 | 17.29 | 8.29 | 7.75 | 6.70 | 5.81 | 8.37 | 11.55 | 27.47 | 49.14 | 18.53 | 9.41 | 10.36 | 8.24 | 8.37 | 9.88 | 8.63 |
| | Episodes | F/N | 1,616.00 | 731.00 | 885.00 | 20.00 | 175.00 | 138.00 | 59.00 | 202.00 | 94.00 | 19.00 | 16.00 | 8.00 | 20.00 | 182.00 | 141.00 | 75.00 | 293.00 | 108.00 | 32.00 | 24.00 | 10.00 |
| Midlands And East | Quarter | 1 | 9.25 | 10.12 | 8.37 | 0.00 | 47.96 | 6.48 | 2.30 | 6.65 | 6.94 | 9.15 | 3.95 | 7.65 | 0.00 | 32.42 | 6.73 | 6.56 | 7.68 | 5.66 | 3.12 | 6.56 | 6.62 |
| | | 2 | 8.99 | 9.79 | 8.19 | 17.29 | 24.82 | 6.05 | 5.40 | 4.55 | 3.55 | 8.57 | 3.16 | 14.70 | 0.00 | 26.83 | 6.35 | 9.07 | 6.84 | 4.17 | 5.36 | 7.15 | 7.96 |
| | | 3 | 12.25 | 14.55 | 9.94 | 55.84 | 32.82 | 8.85 | 3.87 | 5.37 | 4.16 | 5.88 | 1.15 | 13.06 | 11.53 | 33.45 | 5.62 | 7.45 | 5.80 | 5.00 | 6.05 | 7.83 | 6.74 |
| | | 4 | 14.16 | 11.18 | 17.14 | 40.67 | 24.04 | 5.03 | 2.17 | 3.30 | 4.56 | 4.43 | 4.21 | 12.23 | 65.46 | 30.85 | 9.23 | 5.32 | 5.82 | 3.54 | 5.29 | 10.44 | 18.35 |
| | Year | 15/16 | 11.22 | 11.41 | 11.03 | 28.68 | 32.25 | 6.57 | 3.41 | 4.94 | 4.80 | 6.96 | 3.14 | 11.91 | 20.12 | 30.88 | 7.02 | 7.07 | 6.52 | 4.57 | 4.96 | 8.04 | 10.08 |
| | Episodes | F/N | 942.00 | 443.00 | 499.00 | 10.00 | 103.00 | 53.00 | 26.00 | 84.00 | 89.00 | 50.00 | 12.00 | 16.00 | 9.00 | 93.00 | 54.00 | 50.00 | 111.00 | 84.00 | 37.00 | 36.00 | 25.00 |

Mean weekly incidence rate per 100,000 Persons.

Infectious Mononucleosis (ICD10: B27)

| | | All ages | | | Male | | | | | | | | | Female | | | | | | | | | |
|-----------------|-------|---------------|--------|--------|------|--------|---------|----------|----------|----------|----------|----------|--------|--------|--------|---------|----------|----------|----------|----------|----------|--------|------|
| | | Male & Female | Male | Female | <1yr | 1-4yrs | 5-14yrs | 15-24yrs | 25-44yrs | 45-64yrs | 65-74yrs | 75-84yrs | 85+yrs | <1yr | 1-4yrs | 5-14yrs | 15-24yrs | 25-44yrs | 45-64yrs | 65-74yrs | 75-84yrs | 85+yrs | |
| 4 weekly | 1 | 0.36 | 0.25 | 0.46 | 0.00 | 0.00 | 0.75 | 1.01 | 0.34 | 0.15 | 0.00 | 0.00 | 0.00 | 0.00 | 0.00 | 0.76 | 2.16 | 0.62 | 0.22 | 0.42 | 0.00 | 0.00 | |
| | 2 | 0.48 | 0.35 | 0.62 | 0.00 | 0.00 | 0.83 | 1.79 | 0.50 | 0.00 | 0.00 | 0.00 | 0.00 | 0.00 | 0.00 | 0.78 | 3.34 | 0.70 | 0.34 | 0.40 | 0.00 | 0.00 | |
| | 3 | 0.20 | 0.29 | 0.12 | 0.00 | 0.00 | 0.39 | 1.61 | 0.56 | 0.00 | 0.00 | 0.00 | 0.00 | 0.00 | 0.00 | 0.00 | 0.49 | 0.23 | 0.38 | 0.00 | 0.00 | 0.00 | |
| | 4 | 0.25 | 0.25 | 0.25 | 0.00 | 0.00 | 0.00 | 1.49 | 0.38 | 0.35 | 0.00 | 0.00 | 0.00 | 0.00 | 0.00 | 0.00 | 1.30 | 0.78 | 0.18 | 0.00 | 0.00 | 0.00 | |
| | 5 | 0.39 | 0.34 | 0.44 | 0.00 | 0.00 | 0.42 | 1.58 | 1.09 | 0.00 | 0.00 | 0.00 | 0.00 | 0.00 | 0.00 | 0.42 | 3.22 | 0.19 | 0.14 | 0.00 | 0.00 | 0.00 | |
| | 6 | 0.27 | 0.26 | 0.27 | 0.00 | 0.00 | 0.46 | 1.52 | 0.39 | 0.00 | 0.00 | 0.00 | 0.00 | 0.00 | 0.00 | 0.00 | 2.00 | 0.24 | 0.18 | 0.00 | 0.00 | 0.00 | |
| | 7 | 0.45 | 0.55 | 0.34 | 0.00 | 0.00 | 0.44 | 4.40 | 0.14 | 0.00 | 0.00 | 0.00 | 0.00 | 0.00 | 0.00 | 0.00 | 2.62 | 0.44 | 0.00 | 0.00 | 0.00 | 0.00 | |
| | 8 | 0.45 | 0.37 | 0.54 | 0.00 | 0.00 | 0.29 | 2.48 | 0.18 | 0.35 | 0.00 | 0.00 | 0.00 | 0.00 | 0.00 | 0.00 | 1.21 | 3.67 | 0.00 | 0.00 | 0.00 | 0.00 | 0.00 |
| | 9 | 0.35 | 0.28 | 0.42 | 0.00 | 0.00 | 0.00 | 2.35 | 0.00 | 0.17 | 0.00 | 0.00 | 0.00 | 0.00 | 0.00 | 0.47 | 2.44 | 0.84 | 0.00 | 0.00 | 0.00 | 0.00 | 0.00 |
| | 10 | 0.65 | 0.54 | 0.77 | 0.00 | 0.00 | 0.88 | 3.06 | 0.88 | 0.00 | 0.00 | 0.00 | 0.00 | 0.00 | 0.76 | 0.00 | 5.88 | 0.13 | 0.17 | 0.00 | 0.00 | 0.00 | 0.00 |
| | 11 | 0.58 | 0.57 | 0.59 | 0.00 | 0.00 | 0.82 | 3.75 | 0.34 | 0.20 | 0.00 | 0.00 | 0.00 | 0.00 | 0.00 | 1.69 | 3.33 | 0.31 | 0.00 | 0.00 | 0.00 | 0.00 | 0.00 |
| | 12 | 0.34 | 0.36 | 0.32 | 0.00 | 0.00 | 0.68 | 2.20 | 0.40 | 0.00 | 0.00 | 0.00 | 0.00 | 0.00 | 0.00 | 0.00 | 1.96 | 0.73 | 0.19 | 0.00 | 0.00 | 0.00 | 0.00 |
| | 13 | 0.39 | 0.22 | 0.57 | 0.00 | 0.00 | 0.00 | 1.53 | 0.27 | 0.15 | 0.00 | 0.00 | 0.00 | 0.00 | 0.00 | 0.94 | 3.73 | 0.43 | 0.00 | 0.00 | 0.00 | 0.00 | 0.00 |
| Quarter | 1 | 0.35 | 0.29 | 0.41 | 0.00 | 0.00 | 0.66 | 1.44 | 0.46 | 0.06 | 0.00 | 0.00 | 0.00 | 0.00 | 0.00 | 0.53 | 2.01 | 0.52 | 0.31 | 0.28 | 0.00 | 0.00 | |
| | 2 | 0.31 | 0.29 | 0.32 | 0.00 | 0.00 | 0.27 | 1.69 | 0.57 | 0.11 | 0.00 | 0.00 | 0.00 | 0.00 | 0.00 | 0.13 | 2.15 | 0.47 | 0.15 | 0.00 | 0.00 | 0.00 | |
| | 3 | 0.44 | 0.39 | 0.48 | 0.00 | 0.00 | 0.36 | 2.83 | 0.13 | 0.16 | 0.00 | 0.00 | 0.00 | 0.00 | 0.24 | 0.51 | 3.27 | 0.33 | 0.00 | 0.00 | 0.00 | 0.00 | |
| | 4 | 0.49 | 0.44 | 0.54 | 0.00 | 0.00 | 0.55 | 2.77 | 0.50 | 0.10 | 0.00 | 0.00 | 0.00 | 0.00 | 0.00 | 0.75 | 3.58 | 0.42 | 0.10 | 0.00 | 0.00 | 0.00 | |
| Year | 15/16 | 0.40 | 0.35 | 0.44 | 0.00 | 0.00 | 0.46 | 2.19 | 0.42 | 0.11 | 0.00 | 0.00 | 0.00 | 0.00 | 0.06 | 0.49 | 2.77 | 0.44 | 0.14 | 0.07 | 0.00 | 0.00 | |
| Episodes | F/N | 310.00 | 143.00 | 167.00 | 0.00 | 0.00 | 15.00 | 87.00 | 33.00 | 8.00 | 0.00 | 0.00 | 0.00 | 0.00 | 1.00 | 15.00 | 103.00 | 36.00 | 10.00 | 2.00 | 0.00 | 0.00 | |

Mean weekly incidence rate per 100,000 Persons.

Infectious Mononucleosis (ICD10: B27)

| | | | All ages | | | Male | | | | | | | | Female | | | | | | | | | |
|--------------------------|----------|-------|---------------|-------|--------|------|--------|---------|----------|----------|----------|----------|----------|--------|------|--------|---------|----------|----------|----------|----------|----------|--------|
| | | | Male & Female | Male | Female | <1yr | 1-4yrs | 5-14yrs | 15-24yrs | 25-44yrs | 45-64yrs | 65-74yrs | 75-84yrs | 85+yrs | <1yr | 1-4yrs | 5-14yrs | 15-24yrs | 25-44yrs | 45-64yrs | 65-74yrs | 75-84yrs | 85+yrs |
| North | Quarter | 1 | 0.36 | 0.42 | 0.29 | 0.00 | 0.00 | 0.72 | 2.77 | 0.27 | 0.00 | 0.00 | 0.00 | 0.00 | 0.00 | 0.00 | 0.00 | 1.18 | 0.58 | 0.24 | 0.64 | 0.00 | 0.00 |
| | | 2 | 0.29 | 0.22 | 0.37 | 0.00 | 0.00 | 0.00 | 1.94 | 0.00 | 0.00 | 0.00 | 0.00 | 0.00 | 0.00 | 0.00 | 0.00 | 2.25 | 0.94 | 0.17 | 0.00 | 0.00 | 0.00 |
| | | 3 | 0.43 | 0.43 | 0.43 | 0.00 | 0.00 | 0.35 | 3.34 | 0.15 | 0.00 | 0.00 | 0.00 | 0.00 | 0.00 | 0.00 | 0.00 | 3.44 | 0.46 | 0.00 | 0.00 | 0.00 | 0.00 |
| | | 4 | 0.44 | 0.45 | 0.43 | 0.00 | 0.00 | 0.34 | 3.34 | 0.40 | 0.00 | 0.00 | 0.00 | 0.00 | 0.00 | 0.00 | 0.00 | 0.37 | 3.35 | 0.15 | 0.00 | 0.00 | 0.00 |
| | Year | 15/16 | 0.38 | 0.38 | 0.38 | 0.00 | 0.00 | 0.35 | 2.86 | 0.21 | 0.00 | 0.00 | 0.00 | 0.00 | 0.00 | 0.00 | 0.10 | 2.57 | 0.53 | 0.10 | 0.16 | 0.00 | 0.00 |
| | Episodes | F/N | 97.00 | 45.00 | 52.00 | 0.00 | 0.00 | 3.00 | 37.00 | 5.00 | 0.00 | 0.00 | 0.00 | 0.00 | 0.00 | 0.00 | 1.00 | 37.00 | 11.00 | 2.00 | 1.00 | 0.00 | 0.00 |
| South | Quarter | 1 | 0.43 | 0.28 | 0.58 | 0.00 | 0.00 | 0.48 | 1.41 | 0.44 | 0.23 | 0.00 | 0.00 | 0.00 | 0.00 | 0.00 | 1.08 | 2.98 | 0.24 | 0.41 | 0.50 | 0.00 | 0.00 |
| | | 2 | 0.33 | 0.33 | 0.33 | 0.00 | 0.00 | 0.00 | 2.08 | 0.67 | 0.21 | 0.00 | 0.00 | 0.00 | 0.00 | 0.00 | 0.52 | 2.25 | 0.23 | 0.00 | 0.00 | 0.00 | 0.00 |
| | | 3 | 0.55 | 0.51 | 0.59 | 0.00 | 0.00 | 0.00 | 3.92 | 0.22 | 0.41 | 0.00 | 0.00 | 0.00 | 0.00 | 0.00 | 1.00 | 3.82 | 0.47 | 0.00 | 0.00 | 0.00 | 0.00 |
| | | 4 | 0.55 | 0.56 | 0.54 | 0.00 | 0.00 | 0.43 | 3.83 | 0.59 | 0.17 | 0.00 | 0.00 | 0.00 | 0.00 | 0.00 | 0.49 | 3.57 | 0.57 | 0.20 | 0.00 | 0.00 | 0.00 |
| | Year | 15/16 | 0.47 | 0.42 | 0.51 | 0.00 | 0.00 | 0.23 | 2.83 | 0.48 | 0.25 | 0.00 | 0.00 | 0.00 | 0.00 | 0.00 | 0.76 | 3.16 | 0.38 | 0.15 | 0.12 | 0.00 | 0.00 |
| | Episodes | F/N | 88.00 | 43.00 | 45.00 | 0.00 | 0.00 | 2.00 | 27.00 | 9.00 | 5.00 | 0.00 | 0.00 | 0.00 | 0.00 | 0.00 | 6.00 | 28.00 | 7.00 | 3.00 | 1.00 | 0.00 | 0.00 |
| London | Quarter | 1 | 0.29 | 0.23 | 0.36 | 0.00 | 0.00 | 0.59 | 0.64 | 0.87 | 0.00 | 0.00 | 0.00 | 0.00 | 0.00 | 0.00 | 0.60 | 1.78 | 0.48 | 0.34 | 0.00 | 0.00 | 0.00 |
| | | 2 | 0.14 | 0.08 | 0.20 | 0.00 | 0.00 | 0.56 | 0.00 | 0.17 | 0.00 | 0.00 | 0.00 | 0.00 | 0.00 | 0.00 | 0.00 | 1.78 | 0.00 | 0.00 | 0.00 | 0.00 | 0.00 |
| | | 3 | 0.18 | 0.08 | 0.28 | 0.00 | 0.00 | 0.00 | 0.52 | 0.17 | 0.00 | 0.00 | 0.00 | 0.00 | 0.00 | 0.94 | 0.49 | 0.92 | 0.13 | 0.00 | 0.00 | 0.00 | 0.00 |
| | | 4 | 0.25 | 0.28 | 0.23 | 0.00 | 0.00 | 0.42 | 1.81 | 0.25 | 0.00 | 0.00 | 0.00 | 0.00 | 0.00 | 0.00 | 0.00 | 1.63 | 0.48 | 0.00 | 0.00 | 0.00 | 0.00 |
| | Year | 15/16 | 0.22 | 0.17 | 0.27 | 0.00 | 0.00 | 0.39 | 0.76 | 0.36 | 0.00 | 0.00 | 0.00 | 0.00 | 0.00 | 0.23 | 0.27 | 1.53 | 0.28 | 0.08 | 0.00 | 0.00 | 0.00 |
| | Episodes | F/N | 42.00 | 18.00 | 24.00 | 0.00 | 0.00 | 3.00 | 6.00 | 9.00 | 0.00 | 0.00 | 0.00 | 0.00 | 0.00 | 1.00 | 2.00 | 12.00 | 8.00 | 1.00 | 0.00 | 0.00 | 0.00 |
| Midlands And East | Quarter | 1 | 0.31 | 0.22 | 0.39 | 0.00 | 0.00 | 0.86 | 0.92 | 0.24 | 0.00 | 0.00 | 0.00 | 0.00 | 0.00 | 0.00 | 0.45 | 2.08 | 0.79 | 0.23 | 0.00 | 0.00 | 0.00 |
| | | 2 | 0.47 | 0.54 | 0.39 | 0.00 | 0.00 | 0.52 | 2.72 | 1.44 | 0.22 | 0.00 | 0.00 | 0.00 | 0.00 | 0.00 | 0.00 | 2.32 | 0.71 | 0.45 | 0.00 | 0.00 | 0.00 |
| | | 3 | 0.59 | 0.54 | 0.64 | 0.00 | 0.00 | 1.09 | 3.51 | 0.00 | 0.22 | 0.00 | 0.00 | 0.00 | 0.00 | 0.00 | 0.57 | 4.90 | 0.27 | 0.00 | 0.00 | 0.00 | 0.00 |
| | | 4 | 0.71 | 0.46 | 0.96 | 0.00 | 0.00 | 1.01 | 2.12 | 0.77 | 0.22 | 0.00 | 0.00 | 0.00 | 0.00 | 0.00 | 2.14 | 5.77 | 0.49 | 0.22 | 0.00 | 0.00 | 0.00 |
| | Year | 15/16 | 0.52 | 0.44 | 0.60 | 0.00 | 0.00 | 0.87 | 2.31 | 0.62 | 0.17 | 0.00 | 0.00 | 0.00 | 0.00 | 0.00 | 0.82 | 3.80 | 0.56 | 0.22 | 0.00 | 0.00 | 0.00 |
| | Episodes | F/N | 83.00 | 37.00 | 46.00 | 0.00 | 0.00 | 7.00 | 17.00 | 10.00 | 3.00 | 0.00 | 0.00 | 0.00 | 0.00 | 0.00 | 6.00 | 26.00 | 10.00 | 4.00 | 0.00 | 0.00 | 0.00 |

Mean weekly incidence rate per 100,000 Persons.

Influenza-like illness (ICD10 : J09 - J11)

| | | All ages | | | Male | | | | | | | | | Female | | | | | | | | |
|-----------------|-------|---------------|---------|---------|------|--------|---------|----------|----------|----------|----------|----------|--------|--------|--------|---------|----------|----------|----------|----------|----------|--------|
| | | Male & Female | Male | Female | <1yr | 1-4yrs | 5-14yrs | 15-24yrs | 25-44yrs | 45-64yrs | 65-74yrs | 75-84yrs | 85+yrs | <1yr | 1-4yrs | 5-14yrs | 15-24yrs | 25-44yrs | 45-64yrs | 65-74yrs | 75-84yrs | 85+yrs |
| 4 weekly | 1 | 2.71 | 2.58 | 2.84 | 0.00 | 0.00 | 1.55 | 3.44 | 5.24 | 4.09 | 4.13 | 2.95 | 1.85 | 0.00 | 0.00 | 1.23 | 6.50 | 3.99 | 5.41 | 2.05 | 5.29 | 1.13 |
| | 2 | 1.28 | 0.79 | 1.77 | 0.00 | 0.00 | 0.48 | 0.34 | 3.46 | 0.92 | 1.88 | 0.00 | 0.00 | 0.00 | 0.00 | 0.73 | 2.05 | 3.15 | 2.88 | 3.09 | 2.86 | 1.14 |
| | 3 | 1.18 | 0.68 | 1.69 | 0.00 | 0.00 | 0.00 | 0.42 | 1.46 | 1.89 | 2.31 | 0.00 | 0.00 | 0.00 | 2.62 | 0.00 | 2.04 | 2.48 | 4.12 | 3.94 | 0.00 | 0.00 |
| | 4 | 1.23 | 1.14 | 1.32 | 0.00 | 4.09 | 0.00 | 0.68 | 2.09 | 2.09 | 0.47 | 0.79 | 0.00 | 0.00 | 0.00 | 0.00 | 2.18 | 2.73 | 3.25 | 3.71 | 0.00 | 0.00 |
| | 5 | 2.36 | 1.70 | 3.02 | 0.00 | 1.04 | 1.19 | 2.07 | 3.50 | 1.84 | 3.47 | 2.21 | 0.00 | 0.00 | 2.85 | 0.98 | 3.15 | 4.67 | 5.10 | 5.45 | 2.76 | 2.18 |
| | 6 | 5.29 | 4.39 | 6.20 | 0.00 | 2.88 | 4.94 | 3.01 | 6.26 | 6.61 | 6.87 | 6.49 | 2.43 | 0.00 | 5.26 | 4.33 | 7.29 | 8.26 | 9.65 | 6.57 | 6.72 | 7.74 |
| | 7 | 5.05 | 4.99 | 5.11 | 0.00 | 3.44 | 2.55 | 7.47 | 5.43 | 7.76 | 5.96 | 3.47 | 8.85 | 0.00 | 3.68 | 2.32 | 7.61 | 7.81 | 11.09 | 7.20 | 5.36 | 0.89 |
| | 8 | 7.62 | 6.11 | 9.12 | 0.00 | 7.95 | 6.65 | 9.22 | 9.18 | 9.08 | 8.24 | 2.61 | 2.05 | 10.89 | 4.20 | 5.40 | 11.60 | 15.33 | 13.96 | 8.81 | 8.66 | 3.27 |
| | 9 | 9.00 | 7.52 | 10.47 | 0.00 | 5.87 | 4.21 | 10.64 | 12.55 | 9.27 | 6.40 | 6.35 | 12.39 | 5.25 | 8.48 | 4.65 | 6.88 | 18.47 | 16.68 | 14.47 | 9.37 | 10.01 |
| | 10 | 15.51 | 13.26 | 17.75 | 7.48 | 18.98 | 14.05 | 16.71 | 20.44 | 21.39 | 5.94 | 11.69 | 2.70 | 21.75 | 13.55 | 8.09 | 20.56 | 32.19 | 29.65 | 15.01 | 12.30 | 6.68 |
| | 11 | 14.61 | 12.46 | 16.76 | 0.00 | 15.01 | 14.62 | 21.02 | 26.24 | 20.07 | 12.69 | 2.50 | 0.00 | 0.00 | 13.15 | 15.21 | 26.38 | 33.74 | 30.88 | 14.00 | 9.03 | 8.46 |
| | 12 | 17.84 | 15.25 | 20.42 | 4.09 | 19.13 | 21.84 | 18.67 | 27.87 | 17.44 | 15.98 | 5.36 | 6.84 | 4.03 | 23.74 | 18.16 | 27.80 | 34.96 | 26.68 | 19.69 | 15.73 | 13.01 |
| | 13 | 7.15 | 7.13 | 7.18 | 6.40 | 8.37 | 6.75 | 11.53 | 11.19 | 8.04 | 6.04 | 4.08 | 1.76 | 0.00 | 5.25 | 5.08 | 10.00 | 15.73 | 12.43 | 8.13 | 5.84 | 2.13 |
| Quarter | 1 | 1.80 | 1.44 | 2.16 | 0.00 | 0.00 | 0.74 | 1.56 | 3.53 | 2.44 | 2.88 | 1.14 | 0.71 | 0.00 | 0.81 | 0.70 | 3.76 | 3.27 | 4.23 | 2.95 | 2.91 | 0.78 |
| | 2 | 3.03 | 2.47 | 3.59 | 0.00 | 3.06 | 1.89 | 1.77 | 4.20 | 3.93 | 3.73 | 2.92 | 0.75 | 0.00 | 2.82 | 1.63 | 4.19 | 5.24 | 6.03 | 5.83 | 3.26 | 3.33 |
| | 3 | 8.54 | 7.55 | 9.53 | 0.00 | 9.54 | 5.75 | 10.81 | 10.72 | 10.31 | 6.39 | 6.46 | 8.00 | 4.97 | 7.12 | 4.60 | 10.63 | 16.87 | 15.94 | 10.58 | 9.55 | 5.53 |
| | 4 | 13.72 | 11.82 | 15.63 | 5.13 | 13.08 | 14.85 | 17.18 | 21.79 | 16.37 | 11.20 | 4.30 | 2.46 | 7.37 | 13.67 | 12.56 | 21.52 | 29.16 | 25.14 | 14.19 | 9.76 | 7.32 |
| Year | 15/16 | 6.91 | 5.93 | 7.88 | 1.36 | 6.55 | 5.98 | 8.01 | 10.28 | 8.42 | 6.14 | 3.72 | 2.97 | 3.16 | 6.25 | 5.02 | 10.24 | 13.93 | 13.07 | 8.50 | 6.43 | 4.30 |
| Episodes | F/N | 5737.00 | 2444.00 | 3293.00 | 3.00 | 100.00 | 212.00 | 326.00 | 913.00 | 650.00 | 174.00 | 51.00 | 15.00 | 6.00 | 90.00 | 172.00 | 399.00 | 1251.00 | 989.00 | 243.00 | 104.00 | 39.00 |

Mean weekly incidence rate per 100,000 Persons.

Influenza-like illness (ICD10: J09 - J11)

| | | | All ages | | | Male | | | | | | | | Female | | | | | | | | | |
|-------------------|----------|-------|---------------|--------|--------|------|--------|---------|----------|----------|----------|----------|----------|--------|-------|--------|---------|----------|----------|----------|----------|----------|--------|
| | | | Male & Female | Male | Female | <1yr | 1-4yrs | 5-14yrs | 15-24yrs | 25-44yrs | 45-64yrs | 65-74yrs | 75-84yrs | 85+yrs | <1yr | 1-4yrs | 5-14yrs | 15-24yrs | 25-44yrs | 45-64yrs | 65-74yrs | 75-84yrs | 85+yrs |
| North | Quarter | 1 | 1.81 | 1.63 | 1.99 | 0.00 | 0.00 | 0.64 | 2.92 | 3.47 | 2.06 | 5.56 | 0.00 | 0.00 | 0.00 | 1.61 | 1.30 | 2.39 | 2.61 | 4.01 | 2.17 | 2.05 | 1.73 |
| | | 2 | 2.31 | 1.57 | 3.05 | 0.00 | 0.94 | 1.48 | 0.71 | 2.52 | 4.12 | 2.00 | 2.40 | 0.00 | 0.00 | 3.50 | 0.37 | 2.85 | 2.90 | 4.06 | 5.62 | 3.62 | 4.52 |
| | | 3 | 7.82 | 7.34 | 8.29 | 0.00 | 13.33 | 3.42 | 9.78 | 11.22 | 10.20 | 6.67 | 7.09 | 4.38 | 0.00 | 7.98 | 3.79 | 9.25 | 18.19 | 15.62 | 10.12 | 6.13 | 3.55 |
| | | 4 | 12.67 | 12.18 | 13.16 | 4.67 | 15.82 | 15.86 | 17.65 | 19.53 | 14.65 | 11.43 | 5.90 | 4.15 | 4.60 | 7.72 | 14.31 | 16.54 | 24.31 | 23.99 | 9.38 | 7.39 | 10.19 |
| | Year | 15/16 | 6.28 | 5.81 | 6.74 | 1.23 | 7.68 | 5.55 | 7.95 | 9.38 | 7.89 | 6.51 | 3.89 | 2.17 | 1.22 | 5.25 | 5.12 | 7.92 | 12.23 | 12.15 | 6.87 | 4.85 | 5.10 |
| | Episodes | F/N | 1,701.00 | 756.00 | 945.00 | 1.00 | 34.00 | 61.00 | 119.00 | 247.00 | 206.00 | 63.00 | 21.00 | 4.00 | 1.00 | 21.00 | 53.00 | 124.00 | 314.00 | 310.00 | 74.00 | 31.00 | 17.00 |
| South | Quarter | 1 | 1.49 | 1.19 | 1.79 | 0.00 | 0.00 | 0.00 | 0.90 | 1.94 | 2.24 | 2.81 | 0.00 | 2.84 | 0.00 | 0.00 | 0.60 | 5.39 | 2.76 | 3.10 | 2.05 | 0.83 | 1.41 |
| | | 2 | 3.65 | 3.01 | 4.29 | 0.00 | 5.05 | 0.47 | 3.39 | 5.36 | 3.31 | 3.63 | 5.89 | 0.00 | 0.00 | 5.47 | 2.04 | 5.88 | 7.79 | 6.51 | 5.43 | 4.00 | 1.49 |
| | | 3 | 8.18 | 7.27 | 9.08 | 0.00 | 5.11 | 6.00 | 13.04 | 10.43 | 10.64 | 6.38 | 2.99 | 10.87 | 0.00 | 4.09 | 3.03 | 12.66 | 16.02 | 17.21 | 13.26 | 12.59 | 2.89 |
| | | 4 | 16.48 | 14.59 | 18.38 | 8.54 | 14.44 | 13.22 | 23.27 | 26.60 | 22.64 | 16.40 | 3.66 | 2.52 | 0.00 | 18.12 | 7.82 | 28.29 | 38.89 | 31.06 | 19.34 | 12.15 | 9.74 |
| | Year | 15/16 | 7.62 | 6.67 | 8.57 | 2.26 | 6.31 | 5.08 | 10.40 | 11.38 | 9.95 | 7.48 | 3.15 | 4.03 | 0.00 | 7.13 | 3.45 | 13.34 | 16.79 | 14.79 | 10.19 | 7.48 | 3.99 |
| | Episodes | F/N | 1,539.00 | 648.00 | 891.00 | 1.00 | 21.00 | 43.00 | 102.00 | 211.00 | 194.00 | 57.00 | 13.00 | 6.00 | 0.00 | 22.00 | 28.00 | 121.00 | 305.00 | 286.00 | 82.00 | 36.00 | 11.00 |
| London | Quarter | 1 | 2.80 | 2.27 | 3.32 | 0.00 | 0.00 | 2.33 | 1.94 | 5.58 | 3.47 | 2.60 | 4.54 | 0.00 | 0.00 | 1.61 | 0.00 | 4.18 | 4.65 | 5.52 | 5.11 | 8.78 | 0.00 |
| | | 2 | 4.41 | 3.17 | 5.65 | 0.00 | 2.36 | 5.11 | 1.91 | 6.18 | 5.41 | 5.27 | 2.31 | 0.00 | 0.00 | 2.32 | 4.11 | 6.31 | 7.91 | 9.75 | 9.54 | 3.63 | 7.29 |
| | | 3 | 11.30 | 10.26 | 12.34 | 0.00 | 11.17 | 7.03 | 18.10 | 11.94 | 13.49 | 4.91 | 12.31 | 13.42 | 6.46 | 10.51 | 9.30 | 11.90 | 18.91 | 16.54 | 9.28 | 17.62 | 10.55 |
| | | 4 | 14.42 | 11.17 | 17.67 | 0.00 | 12.77 | 17.98 | 17.63 | 20.21 | 15.76 | 8.57 | 7.65 | 0.00 | 5.33 | 19.18 | 15.10 | 23.16 | 27.51 | 25.72 | 17.64 | 16.09 | 9.33 |
| | Year | 15/16 | 8.35 | 6.80 | 9.90 | 0.00 | 6.69 | 8.30 | 10.04 | 11.15 | 9.65 | 5.40 | 6.72 | 3.29 | 2.99 | 8.61 | 7.28 | 11.61 | 14.99 | 14.60 | 10.53 | 11.61 | 6.84 |
| | Episodes | F/N | 1,593.00 | 666.00 | 927.00 | 0.00 | 29.00 | 71.00 | 79.00 | 313.00 | 141.00 | 18.00 | 13.00 | 2.00 | 2.00 | 36.00 | 61.00 | 100.00 | 448.00 | 203.00 | 40.00 | 29.00 | 8.00 |
| Midlands And East | Quarter | 1 | 1.11 | 0.68 | 1.53 | 0.00 | 0.00 | 0.00 | 0.46 | 3.12 | 1.98 | 0.54 | 0.00 | 0.00 | 0.00 | 0.00 | 0.90 | 3.07 | 3.05 | 4.31 | 2.48 | 0.00 | 0.00 |
| | | 2 | 1.75 | 2.13 | 1.38 | 0.00 | 3.89 | 0.48 | 1.08 | 2.75 | 2.88 | 4.01 | 1.07 | 2.99 | 0.00 | 0.00 | 0.00 | 1.72 | 2.35 | 3.78 | 2.75 | 1.78 | 0.00 |
| | | 3 | 6.87 | 5.34 | 8.41 | 0.00 | 8.56 | 6.55 | 2.33 | 9.29 | 6.92 | 7.59 | 3.47 | 3.32 | 13.40 | 5.91 | 2.26 | 8.70 | 14.34 | 14.40 | 9.68 | 1.86 | 5.11 |
| | | 4 | 11.32 | 9.32 | 13.31 | 7.31 | 9.30 | 12.33 | 10.17 | 20.81 | 12.43 | 8.39 | 0.00 | 3.16 | 19.53 | 9.64 | 13.03 | 18.07 | 25.92 | 19.77 | 10.42 | 3.40 | 0.00 |
| | Year | 15/16 | 5.38 | 4.46 | 6.29 | 1.93 | 5.51 | 4.98 | 3.64 | 9.21 | 6.17 | 5.19 | 1.11 | 2.38 | 8.45 | 4.00 | 4.22 | 8.08 | 11.69 | 10.74 | 6.41 | 1.79 | 1.25 |
| | Episodes | F/N | 904.00 | 374.00 | 530.00 | 1.00 | 16.00 | 37.00 | 26.00 | 142.00 | 109.00 | 36.00 | 4.00 | 3.00 | 3.00 | 11.00 | 30.00 | 54.00 | 184.00 | 190.00 | 47.00 | 8.00 | 3.00 |

Mean weekly incidence rate per 100,000 Persons.

Lower Respiratory Tract Infections (ICD10: J20-J22)

| | | All ages | | | Male | | | | | | | | | Female | | | | | | | | |
|----------|-------|---------------|----------|----------|---------|---------|---------|----------|----------|----------|----------|----------|---------|--------|---------|---------|----------|----------|----------|----------|----------|---------|
| | | Male & Female | Male | Female | <1yr | 1-4yrs | 5-14yrs | 15-24yrs | 25-44yrs | 45-64yrs | 65-74yrs | 75-84yrs | 85+yrs | <1yr | 1-4yrs | 5-14yrs | 15-24yrs | 25-44yrs | 45-64yrs | 65-74yrs | 75-84yrs | 85+yrs |
| 4 weekly | 1 | 76.03 | 74.13 | 77.93 | 0.00 | 102.75 | 18.40 | 11.77 | 24.15 | 42.61 | 89.40 | 139.35 | 238.78 | 0.00 | 80.74 | 14.42 | 20.56 | 35.18 | 63.58 | 89.38 | 123.52 | 273.96 |
| | 2 | 61.15 | 59.51 | 62.79 | 0.00 | 75.28 | 18.78 | 10.30 | 16.17 | 28.73 | 66.81 | 124.52 | 195.04 | 0.00 | 53.24 | 12.40 | 17.55 | 26.54 | 46.70 | 75.40 | 112.81 | 220.43 |
| | 3 | 66.00 | 59.20 | 72.80 | 0.00 | 84.72 | 16.54 | 10.91 | 16.13 | 36.60 | 70.56 | 124.44 | 172.95 | 156.25 | 44.23 | 12.52 | 18.37 | 29.36 | 41.01 | 67.11 | 100.98 | 185.33 |
| | 4 | 58.92 | 64.83 | 53.02 | 79.03 | 55.23 | 10.03 | 16.87 | 22.34 | 33.61 | 66.11 | 114.34 | 185.92 | 0.00 | 33.44 | 9.12 | 23.16 | 22.13 | 42.00 | 68.43 | 97.77 | 181.09 |
| | 5 | 70.17 | 70.58 | 69.76 | 31.50 | 97.65 | 19.78 | 12.46 | 17.09 | 37.54 | 73.67 | 136.04 | 209.44 | 32.94 | 66.85 | 14.60 | 25.71 | 29.94 | 54.69 | 76.90 | 132.86 | 193.36 |
| | 6 | 111.46 | 107.28 | 115.65 | 90.71 | 159.90 | 27.03 | 17.77 | 30.97 | 56.47 | 98.06 | 185.20 | 299.43 | 94.69 | 133.89 | 19.95 | 27.22 | 53.00 | 95.02 | 114.95 | 191.25 | 310.83 |
| | 7 | 155.10 | 152.60 | 157.60 | 310.86 | 336.88 | 35.74 | 12.64 | 26.47 | 57.88 | 113.77 | 174.78 | 304.34 | 314.79 | 282.65 | 25.50 | 30.22 | 49.99 | 80.39 | 134.54 | 197.18 | 303.15 |
| | 8 | 250.08 | 274.74 | 225.43 | 1134.34 | 449.40 | 49.48 | 21.88 | 35.15 | 64.69 | 137.22 | 213.41 | 367.10 | 667.15 | 388.08 | 42.55 | 33.32 | 62.84 | 104.61 | 158.47 | 212.26 | 359.54 |
| | 9 | 208.58 | 221.53 | 195.63 | 673.58 | 180.07 | 44.82 | 35.55 | 44.95 | 95.60 | 187.52 | 299.61 | 432.05 | 314.58 | 172.87 | 41.17 | 34.32 | 68.32 | 140.25 | 203.99 | 309.55 | 475.61 |
| | 10 | 186.01 | 192.26 | 179.75 | 440.33 | 254.58 | 60.47 | 30.41 | 50.88 | 95.37 | 161.99 | 247.31 | 389.00 | 241.15 | 199.73 | 49.95 | 40.91 | 89.12 | 140.80 | 188.98 | 238.35 | 428.80 |
| | 11 | 170.78 | 171.37 | 170.18 | 329.84 | 196.14 | 40.79 | 31.25 | 45.26 | 95.76 | 159.99 | 237.52 | 405.78 | 235.77 | 179.40 | 42.95 | 38.53 | 84.09 | 129.03 | 175.40 | 249.78 | 396.72 |
| | 12 | 161.84 | 164.72 | 158.96 | 319.84 | 179.79 | 52.61 | 26.10 | 48.46 | 78.52 | 157.12 | 222.35 | 397.73 | 149.18 | 148.08 | 47.08 | 44.49 | 76.80 | 112.70 | 194.92 | 248.58 | 408.81 |
| | 13 | 111.73 | 111.70 | 111.76 | 232.09 | 120.82 | 20.63 | 15.71 | 28.43 | 52.05 | 124.38 | 135.97 | 275.19 | 164.70 | 99.59 | 24.33 | 18.35 | 48.27 | 70.00 | 130.32 | 198.35 | 251.93 |
| Quarter | 1 | 68.37 | 65.04 | 71.69 | 0.00 | 88.75 | 17.95 | 11.05 | 19.22 | 36.49 | 76.65 | 130.20 | 205.06 | 48.08 | 61.05 | 13.22 | 18.96 | 30.73 | 51.44 | 78.23 | 113.29 | 230.22 |
| | 2 | 83.55 | 83.76 | 83.34 | 68.94 | 117.99 | 20.11 | 15.14 | 23.76 | 43.92 | 81.26 | 147.19 | 235.51 | 42.05 | 90.47 | 15.75 | 25.82 | 35.65 | 64.16 | 92.09 | 145.76 | 238.27 |
| | 3 | 209.71 | 221.14 | 198.28 | 712.51 | 319.37 | 48.94 | 25.61 | 37.86 | 77.04 | 151.32 | 239.86 | 377.76 | 439.26 | 275.88 | 40.03 | 33.79 | 65.67 | 117.48 | 168.89 | 244.09 | 399.39 |
| | 4 | 151.88 | 154.48 | 149.29 | 314.98 | 174.02 | 39.14 | 25.21 | 42.78 | 78.39 | 149.69 | 202.46 | 363.67 | 185.91 | 146.84 | 38.84 | 35.00 | 72.92 | 108.33 | 171.06 | 231.12 | 353.56 |
| Year | 15/16 | 128.82 | 131.55 | 126.09 | 274.88 | 175.01 | 31.68 | 19.36 | 31.13 | 59.33 | 115.39 | 180.35 | 296.79 | 178.96 | 143.62 | 27.18 | 28.52 | 51.65 | 85.79 | 128.39 | 184.46 | 306.27 |
| Episodes | F/N | 44746.00 | 19448.00 | 25298.00 | 518.00 | 2456.00 | 1089.00 | 746.00 | 2624.00 | 4589.00 | 3177.00 | 2671.00 | 1578.00 | 310.00 | 1957.00 | 900.00 | 1085.00 | 4371.00 | 6570.00 | 3822.00 | 3303.00 | 2980.00 |

Mean weekly incidence rate per 100,000 Persons.

Lower Respiratory Tract Infections (ICD10: J20-J22)

| | | | All ages | | | Male | | | | | | | | Female | | | | | | | | | |
|-------------------|----------|-------|---------------|----------|----------|--------|--------|---------|----------|----------|----------|----------|----------|--------|--------|--------|---------|----------|----------|----------|----------|----------|----------|
| | | | Male & Female | Male | Female | <1yr | 1-4yrs | 5-14yrs | 15-24yrs | 25-44yrs | 45-64yrs | 65-74yrs | 75-84yrs | 85+yrs | <1yr | 1-4yrs | 5-14yrs | 15-24yrs | 25-44yrs | 45-64yrs | 65-74yrs | 75-84yrs | 85+yrs |
| North | Quarter | 1 | 90.03 | 76.88 | 103.18 | 0.00 | 105.64 | 15.87 | 12.13 | 27.55 | 44.51 | 94.83 | 152.45 | 238.96 | 192.31 | 75.58 | 12.27 | 26.01 | 47.78 | 70.00 | 100.17 | 158.10 | 246.41 |
| | | 2 | 94.57 | 97.10 | 92.04 | 122.19 | 119.07 | 15.71 | 20.31 | 29.28 | 52.18 | 92.23 | 174.18 | 248.77 | 23.46 | 104.56 | 15.29 | 25.77 | 44.65 | 77.51 | 99.41 | 157.85 | 279.88 |
| | | 3 | 220.10 | 227.11 | 213.08 | 723.95 | 304.09 | 44.88 | 25.29 | 40.38 | 91.06 | 160.77 | 259.36 | 394.24 | 464.74 | 271.27 | 37.26 | 34.37 | 73.31 | 143.07 | 182.81 | 264.40 | 446.47 |
| | | 4 | 164.38 | 168.92 | 159.84 | 420.83 | 177.26 | 38.78 | 25.55 | 49.77 | 82.73 | 149.21 | 209.07 | 367.10 | 243.58 | 125.30 | 39.17 | 33.97 | 83.44 | 119.16 | 177.15 | 238.81 | 377.99 |
| | Year | 15/16 | 142.69 | 143.00 | 142.37 | 318.71 | 176.53 | 29.00 | 20.91 | 36.99 | 67.90 | 124.73 | 198.96 | 313.30 | 231.26 | 143.82 | 26.25 | 30.10 | 62.69 | 102.75 | 140.59 | 205.43 | 338.45 |
| | Episodes | F/N | 15,915.00 | 6,809.00 | 9,106.00 | 193.00 | 719.00 | 298.00 | 289.00 | 906.00 | 1,686.00 | 1,195.00 | 1,001.00 | 522.00 | 108.00 | 564.00 | 261.00 | 418.00 | 1,478.00 | 2,520.00 | 1,445.00 | 1,262.00 | 1,050.00 |
| South | Quarter | 1 | 58.18 | 60.07 | 56.28 | 0.00 | 87.95 | 19.24 | 8.16 | 16.83 | 33.05 | 67.51 | 122.55 | 185.36 | 0.00 | 53.30 | 12.72 | 16.34 | 26.02 | 43.28 | 60.89 | 91.16 | 202.83 |
| | | 2 | 78.02 | 77.54 | 78.50 | 35.94 | 118.96 | 19.37 | 11.74 | 21.50 | 33.37 | 75.06 | 122.93 | 259.00 | 35.71 | 95.92 | 15.60 | 21.05 | 32.31 | 46.85 | 89.54 | 126.99 | 242.51 |
| | | 3 | 223.40 | 238.17 | 208.64 | 957.09 | 318.98 | 51.12 | 25.41 | 40.14 | 73.28 | 125.18 | 221.11 | 331.20 | 589.45 | 327.81 | 38.73 | 35.35 | 62.88 | 100.55 | 146.69 | 197.29 | 378.98 |
| | | 4 | 152.42 | 150.66 | 154.18 | 305.85 | 204.87 | 42.41 | 20.72 | 44.24 | 68.30 | 135.37 | 206.27 | 327.89 | 247.85 | 178.73 | 37.91 | 36.31 | 73.94 | 102.55 | 168.51 | 200.76 | 341.05 |
| | Year | 15/16 | 128.46 | 131.97 | 124.96 | 324.36 | 183.11 | 33.21 | 16.59 | 30.94 | 52.31 | 101.43 | 168.93 | 276.84 | 218.81 | 164.22 | 26.46 | 27.43 | 49.26 | 73.86 | 117.39 | 154.93 | 292.28 |
| | Episodes | F/N | 10,416.00 | 4,579.00 | 5,837.00 | 125.00 | 585.00 | 277.00 | 159.00 | 563.00 | 999.00 | 766.00 | 681.00 | 424.00 | 85.00 | 494.00 | 208.00 | 246.00 | 883.00 | 1,413.00 | 938.00 | 755.00 | 815.00 |
| London | Quarter | 1 | 62.73 | 59.89 | 65.58 | 0.00 | 86.74 | 20.11 | 8.47 | 12.06 | 31.58 | 73.82 | 99.52 | 206.71 | 0.00 | 64.34 | 16.76 | 14.36 | 18.05 | 43.66 | 78.53 | 110.75 | 243.74 |
| | | 2 | 84.26 | 86.91 | 81.61 | 117.63 | 117.05 | 23.74 | 8.98 | 19.67 | 45.71 | 84.80 | 156.95 | 207.70 | 68.54 | 89.53 | 17.18 | 25.04 | 25.33 | 70.07 | 92.16 | 168.13 | 178.55 |
| | | 3 | 168.01 | 166.46 | 169.55 | 396.11 | 271.24 | 53.94 | 25.17 | 26.74 | 66.59 | 151.13 | 260.06 | 247.14 | 308.25 | 214.70 | 43.87 | 29.44 | 47.70 | 104.38 | 173.24 | 246.32 | 358.07 |
| | | 4 | 131.61 | 127.87 | 135.35 | 218.18 | 114.07 | 32.55 | 20.45 | 29.24 | 68.53 | 154.05 | 191.16 | 322.60 | 127.54 | 135.04 | 36.55 | 28.42 | 52.91 | 92.46 | 154.09 | 246.86 | 344.29 |
| | Year | 15/16 | 112.03 | 110.61 | 113.44 | 183.65 | 146.65 | 32.59 | 15.85 | 22.07 | 53.39 | 116.67 | 177.19 | 247.48 | 126.11 | 126.07 | 28.74 | 24.40 | 36.32 | 77.92 | 125.07 | 194.03 | 282.35 |
| | Episodes | F/N | 7,716.00 | 3,321.00 | 4,395.00 | 105.00 | 578.00 | 265.00 | 120.00 | 605.00 | 762.00 | 386.00 | 330.00 | 170.00 | 70.00 | 497.00 | 231.00 | 198.00 | 1,065.00 | 1,053.00 | 476.00 | 472.00 | 333.00 |
| Midlands And East | Quarter | 1 | 62.52 | 63.33 | 61.72 | 0.00 | 74.68 | 16.57 | 15.46 | 20.46 | 36.82 | 70.43 | 146.28 | 189.23 | 0.00 | 50.95 | 11.11 | 19.13 | 31.07 | 48.83 | 73.30 | 93.15 | 227.89 |
| | | 2 | 77.33 | 73.47 | 81.19 | 0.00 | 116.87 | 21.61 | 19.51 | 24.59 | 44.44 | 72.94 | 134.73 | 226.56 | 40.48 | 71.89 | 14.92 | 31.41 | 40.32 | 62.21 | 87.25 | 130.08 | 252.14 |
| | | 3 | 227.33 | 252.82 | 201.83 | 772.88 | 383.16 | 45.81 | 26.57 | 44.16 | 77.22 | 168.22 | 218.92 | 538.45 | 394.60 | 289.73 | 40.25 | 35.99 | 78.78 | 121.92 | 172.83 | 268.37 | 414.03 |
| | | 4 | 159.13 | 170.48 | 147.78 | 315.04 | 199.87 | 42.81 | 34.11 | 47.89 | 94.00 | 160.15 | 203.34 | 437.11 | 124.69 | 148.30 | 41.72 | 41.28 | 81.39 | 119.17 | 184.49 | 238.04 | 350.90 |
| | Year | 15/16 | 132.10 | 140.60 | 123.59 | 272.79 | 193.76 | 31.91 | 24.10 | 34.53 | 63.70 | 118.73 | 176.34 | 349.52 | 139.66 | 140.37 | 27.28 | 32.13 | 58.33 | 88.62 | 130.51 | 183.46 | 311.99 |
| | Episodes | F/N | 10,699.00 | 4,739.00 | 5,960.00 | 95.00 | 574.00 | 249.00 | 178.00 | 550.00 | 1,142.00 | 830.00 | 659.00 | 462.00 | 47.00 | 402.00 | 200.00 | 223.00 | 945.00 | 1,584.00 | 963.00 | 814.00 | 782.00 |

Mean weekly incidence rate per 100,000 Persons.

Measles (ICD10: B05)

| | | All ages | | | Male | | | | | | | | | Female | | | | | | | | | |
|----------|-------|---------------|------|--------|------|--------|---------|----------|----------|----------|----------|----------|--------|--------|--------|---------|----------|----------|----------|----------|----------|--------|------|
| | | Male & Female | Male | Female | <1yr | 1-4yrs | 5-14yrs | 15-24yrs | 25-44yrs | 45-64yrs | 65-74yrs | 75-84yrs | 85+yrs | <1yr | 1-4yrs | 5-14yrs | 15-24yrs | 25-44yrs | 45-64yrs | 65-74yrs | 75-84yrs | 85+yrs | |
| 4 weekly | 1 | 0.00 | 0.00 | 0.00 | 0.00 | 0.00 | 0.00 | 0.00 | 0.00 | 0.00 | 0.00 | 0.00 | 0.00 | 0.00 | 0.00 | 0.00 | 0.00 | 0.00 | 0.00 | 0.00 | 0.00 | 0.00 | 0.00 |
| | 2 | 0.00 | 0.00 | 0.00 | 0.00 | 0.00 | 0.00 | 0.00 | 0.00 | 0.00 | 0.00 | 0.00 | 0.00 | 0.00 | 0.00 | 0.00 | 0.00 | 0.00 | 0.00 | 0.00 | 0.00 | 0.00 | 0.00 |
| | 3 | 0.00 | 0.00 | 0.00 | 0.00 | 0.00 | 0.00 | 0.00 | 0.00 | 0.00 | 0.00 | 0.00 | 0.00 | 0.00 | 0.00 | 0.00 | 0.00 | 0.00 | 0.00 | 0.00 | 0.00 | 0.00 | 0.00 |
| | 4 | 0.00 | 0.00 | 0.00 | 0.00 | 0.00 | 0.00 | 0.00 | 0.00 | 0.00 | 0.00 | 0.00 | 0.00 | 0.00 | 0.00 | 0.00 | 0.00 | 0.00 | 0.00 | 0.00 | 0.00 | 0.00 | 0.00 |
| | 5 | 0.02 | 0.04 | 0.00 | 0.00 | 0.00 | 0.32 | 0.00 | 0.00 | 0.00 | 0.00 | 0.00 | 0.00 | 0.00 | 0.00 | 0.00 | 0.00 | 0.00 | 0.00 | 0.00 | 0.00 | 0.00 | 0.00 |
| | 6 | 0.00 | 0.00 | 0.00 | 0.00 | 0.00 | 0.00 | 0.00 | 0.00 | 0.00 | 0.00 | 0.00 | 0.00 | 0.00 | 0.00 | 0.00 | 0.00 | 0.00 | 0.00 | 0.00 | 0.00 | 0.00 | 0.00 |
| | 7 | 0.02 | 0.04 | 0.00 | 0.00 | 0.00 | 0.40 | 0.00 | 0.00 | 0.00 | 0.00 | 0.00 | 0.00 | 0.00 | 0.00 | 0.00 | 0.00 | 0.00 | 0.00 | 0.00 | 0.00 | 0.00 | 0.00 |
| | 8 | 0.00 | 0.00 | 0.00 | 0.00 | 0.00 | 0.00 | 0.00 | 0.00 | 0.00 | 0.00 | 0.00 | 0.00 | 0.00 | 0.00 | 0.00 | 0.00 | 0.00 | 0.00 | 0.00 | 0.00 | 0.00 | 0.00 |
| | 9 | 0.04 | 0.08 | 0.00 | 0.00 | 0.75 | 0.00 | 0.00 | 0.00 | 0.00 | 0.00 | 0.00 | 0.00 | 0.00 | 0.00 | 0.00 | 0.00 | 0.00 | 0.00 | 0.00 | 0.00 | 0.00 | 0.00 |
| | 10 | 0.04 | 0.08 | 0.00 | 0.00 | 0.75 | 0.00 | 0.00 | 0.00 | 0.00 | 0.00 | 0.00 | 0.00 | 0.00 | 0.00 | 0.00 | 0.00 | 0.00 | 0.00 | 0.00 | 0.00 | 0.00 | 0.00 |
| | 11 | 0.00 | 0.00 | 0.00 | 0.00 | 0.00 | 0.00 | 0.00 | 0.00 | 0.00 | 0.00 | 0.00 | 0.00 | 0.00 | 0.00 | 0.00 | 0.00 | 0.00 | 0.00 | 0.00 | 0.00 | 0.00 | 0.00 |
| | 12 | 0.26 | 0.01 | 0.51 | 0.00 | 0.00 | 0.00 | 0.00 | 0.11 | 0.00 | 0.00 | 0.00 | 0.00 | 0.00 | 3.84 | 0.76 | 0.00 | 0.00 | 0.00 | 0.00 | 0.00 | 0.00 | 0.00 |
| | 13 | 0.12 | 0.15 | 0.08 | 0.00 | 1.38 | 0.00 | 0.00 | 0.00 | 0.00 | 0.00 | 0.00 | 0.00 | 0.00 | 0.00 | 0.00 | 0.37 | 0.35 | 0.00 | 0.00 | 0.00 | 0.00 | 0.00 |
| Quarter | 1 | 0.00 | 0.00 | 0.00 | 0.00 | 0.00 | 0.00 | 0.00 | 0.00 | 0.00 | 0.00 | 0.00 | 0.00 | 0.00 | 0.00 | 0.00 | 0.00 | 0.00 | 0.00 | 0.00 | 0.00 | 0.00 | |
| | 2 | 0.01 | 0.01 | 0.00 | 0.00 | 0.00 | 0.10 | 0.00 | 0.00 | 0.00 | 0.00 | 0.00 | 0.00 | 0.00 | 0.00 | 0.00 | 0.00 | 0.00 | 0.00 | 0.00 | 0.00 | 0.00 | |
| | 3 | 0.03 | 0.07 | 0.00 | 0.00 | 0.46 | 0.12 | 0.00 | 0.00 | 0.00 | 0.00 | 0.00 | 0.00 | 0.00 | 0.00 | 0.00 | 0.00 | 0.00 | 0.00 | 0.00 | 0.00 | 0.00 | |
| | 4 | 0.11 | 0.05 | 0.17 | 0.00 | 0.40 | 0.00 | 0.00 | 0.03 | 0.00 | 0.00 | 0.00 | 0.00 | 1.10 | 0.22 | 0.10 | 0.10 | 0.00 | 0.00 | 0.00 | 0.00 | 0.00 | |
| Year | 15/16 | 0.04 | 0.03 | 0.04 | 0.00 | 0.22 | 0.05 | 0.00 | 0.01 | 0.00 | 0.00 | 0.00 | 0.00 | 0.29 | 0.06 | 0.03 | 0.03 | 0.00 | 0.00 | 0.00 | 0.00 | 0.00 | |
| Episodes | F/N | 11.00 | 7.00 | 4.00 | 0.00 | 4.00 | 2.00 | 0.00 | 1.00 | 0.00 | 0.00 | 0.00 | 0.00 | 1.00 | 1.00 | 1.00 | 1.00 | 0.00 | 0.00 | 0.00 | 0.00 | 0.00 | |

Mean weekly incidence rate per 100,000 Persons.

Measles (ICD10: B05)

| | | | All ages | | | Male | | | | | | | | | Female | | | | | | | | | |
|-------------------|----------|-------|---------------|------|--------|------|--------|---------|----------|----------|----------|----------|----------|--------|--------|--------|---------|----------|----------|----------|----------|----------|--------|------|
| | | | Male & Female | Male | Female | <1yr | 1-4yrs | 5-14yrs | 15-24yrs | 25-44yrs | 45-64yrs | 65-74yrs | 75-84yrs | 85+yrs | <1yr | 1-4yrs | 5-14yrs | 15-24yrs | 25-44yrs | 45-64yrs | 65-74yrs | 75-84yrs | 85+yrs | |
| North | Quarter | 1 | 0.00 | 0.00 | 0.00 | 0.00 | 0.00 | 0.00 | 0.00 | 0.00 | 0.00 | 0.00 | 0.00 | 0.00 | 0.00 | 0.00 | 0.00 | 0.00 | 0.00 | 0.00 | 0.00 | 0.00 | 0.00 | 0.00 |
| | | 2 | 0.02 | 0.04 | 0.00 | 0.00 | 0.00 | 0.39 | 0.00 | 0.00 | 0.00 | 0.00 | 0.00 | 0.00 | 0.00 | 0.00 | 0.00 | 0.00 | 0.00 | 0.00 | 0.00 | 0.00 | 0.00 | 0.00 |
| | | 3 | 0.00 | 0.00 | 0.00 | 0.00 | 0.00 | 0.00 | 0.00 | 0.00 | 0.00 | 0.00 | 0.00 | 0.00 | 0.00 | 0.00 | 0.00 | 0.00 | 0.00 | 0.00 | 0.00 | 0.00 | 0.00 | 0.00 |
| | | 4 | 0.09 | 0.08 | 0.10 | 0.00 | 0.76 | 0.00 | 0.00 | 0.00 | 0.00 | 0.00 | 0.00 | 0.00 | 0.00 | 0.00 | 0.86 | 0.00 | 0.00 | 0.00 | 0.00 | 0.00 | 0.00 | 0.00 |
| | Year | 15/16 | 0.03 | 0.03 | 0.03 | 0.00 | 0.20 | 0.10 | 0.00 | 0.00 | 0.00 | 0.00 | 0.00 | 0.00 | 0.00 | 0.23 | 0.00 | 0.00 | 0.00 | 0.00 | 0.00 | 0.00 | 0.00 | 0.00 |
| | Episodes | F/N | 3.00 | 2.00 | 1.00 | 0.00 | 1.00 | 1.00 | 0.00 | 0.00 | 0.00 | 0.00 | 0.00 | 0.00 | 0.00 | 1.00 | 0.00 | 0.00 | 0.00 | 0.00 | 0.00 | 0.00 | 0.00 | 0.00 |
| South | Quarter | 1 | 0.00 | 0.00 | 0.00 | 0.00 | 0.00 | 0.00 | 0.00 | 0.00 | 0.00 | 0.00 | 0.00 | 0.00 | 0.00 | 0.00 | 0.00 | 0.00 | 0.00 | 0.00 | 0.00 | 0.00 | 0.00 | 0.00 |
| | | 2 | 0.00 | 0.00 | 0.00 | 0.00 | 0.00 | 0.00 | 0.00 | 0.00 | 0.00 | 0.00 | 0.00 | 0.00 | 0.00 | 0.00 | 0.00 | 0.00 | 0.00 | 0.00 | 0.00 | 0.00 | 0.00 | 0.00 |
| | | 3 | 0.00 | 0.00 | 0.00 | 0.00 | 0.00 | 0.00 | 0.00 | 0.00 | 0.00 | 0.00 | 0.00 | 0.00 | 0.00 | 0.00 | 0.00 | 0.00 | 0.00 | 0.00 | 0.00 | 0.00 | 0.00 | 0.00 |
| | | 4 | 0.00 | 0.00 | 0.00 | 0.00 | 0.00 | 0.00 | 0.00 | 0.00 | 0.00 | 0.00 | 0.00 | 0.00 | 0.00 | 0.00 | 0.00 | 0.00 | 0.00 | 0.00 | 0.00 | 0.00 | 0.00 | 0.00 |
| | Year | 15/16 | 0.00 | 0.00 | 0.00 | 0.00 | 0.00 | 0.00 | 0.00 | 0.00 | 0.00 | 0.00 | 0.00 | 0.00 | 0.00 | 0.00 | 0.00 | 0.00 | 0.00 | 0.00 | 0.00 | 0.00 | 0.00 | 0.00 |
| | Episodes | F/N | 0.00 | 0.00 | 0.00 | 0.00 | 0.00 | 0.00 | 0.00 | 0.00 | 0.00 | 0.00 | 0.00 | 0.00 | 0.00 | 0.00 | 0.00 | 0.00 | 0.00 | 0.00 | 0.00 | 0.00 | 0.00 | 0.00 |
| London | Quarter | 1 | 0.00 | 0.00 | 0.00 | 0.00 | 0.00 | 0.00 | 0.00 | 0.00 | 0.00 | 0.00 | 0.00 | 0.00 | 0.00 | 0.00 | 0.00 | 0.00 | 0.00 | 0.00 | 0.00 | 0.00 | 0.00 | 0.00 |
| | | 2 | 0.00 | 0.00 | 0.00 | 0.00 | 0.00 | 0.00 | 0.00 | 0.00 | 0.00 | 0.00 | 0.00 | 0.00 | 0.00 | 0.00 | 0.00 | 0.00 | 0.00 | 0.00 | 0.00 | 0.00 | 0.00 | 0.00 |
| | | 3 | 0.10 | 0.21 | 0.00 | 0.00 | 1.84 | 0.00 | 0.00 | 0.00 | 0.00 | 0.00 | 0.00 | 0.00 | 0.00 | 0.00 | 0.00 | 0.00 | 0.00 | 0.00 | 0.00 | 0.00 | 0.00 | 0.00 |
| | | 4 | 0.34 | 0.11 | 0.58 | 0.00 | 0.82 | 0.00 | 0.00 | 0.13 | 0.00 | 0.00 | 0.00 | 0.00 | 4.39 | 0.00 | 0.42 | 0.40 | 0.00 | 0.00 | 0.00 | 0.00 | 0.00 | 0.00 |
| | Year | 15/16 | 0.12 | 0.08 | 0.15 | 0.00 | 0.67 | 0.00 | 0.00 | 0.03 | 0.00 | 0.00 | 0.00 | 1.16 | 0.00 | 0.11 | 0.11 | 0.00 | 0.00 | 0.00 | 0.00 | 0.00 | 0.00 | |
| | Episodes | F/N | 7.00 | 4.00 | 3.00 | 0.00 | 3.00 | 0.00 | 0.00 | 1.00 | 0.00 | 0.00 | 0.00 | 1.00 | 0.00 | 1.00 | 1.00 | 0.00 | 0.00 | 0.00 | 0.00 | 0.00 | 0.00 | |
| Midlands And East | Quarter | 1 | 0.00 | 0.00 | 0.00 | 0.00 | 0.00 | 0.00 | 0.00 | 0.00 | 0.00 | 0.00 | 0.00 | 0.00 | 0.00 | 0.00 | 0.00 | 0.00 | 0.00 | 0.00 | 0.00 | 0.00 | 0.00 | 0.00 |
| | | 2 | 0.00 | 0.00 | 0.00 | 0.00 | 0.00 | 0.00 | 0.00 | 0.00 | 0.00 | 0.00 | 0.00 | 0.00 | 0.00 | 0.00 | 0.00 | 0.00 | 0.00 | 0.00 | 0.00 | 0.00 | 0.00 | 0.00 |
| | | 3 | 0.03 | 0.06 | 0.00 | 0.00 | 0.00 | 0.50 | 0.00 | 0.00 | 0.00 | 0.00 | 0.00 | 0.00 | 0.00 | 0.00 | 0.00 | 0.00 | 0.00 | 0.00 | 0.00 | 0.00 | 0.00 | 0.00 |
| | | 4 | 0.00 | 0.00 | 0.00 | 0.00 | 0.00 | 0.00 | 0.00 | 0.00 | 0.00 | 0.00 | 0.00 | 0.00 | 0.00 | 0.00 | 0.00 | 0.00 | 0.00 | 0.00 | 0.00 | 0.00 | 0.00 | 0.00 |
| | Year | 15/16 | 0.01 | 0.01 | 0.00 | 0.00 | 0.00 | 0.12 | 0.00 | 0.00 | 0.00 | 0.00 | 0.00 | 0.00 | 0.00 | 0.00 | 0.00 | 0.00 | 0.00 | 0.00 | 0.00 | 0.00 | 0.00 | 0.00 |
| | Episodes | F/N | 1.00 | 1.00 | 0.00 | 0.00 | 0.00 | 1.00 | 0.00 | 0.00 | 0.00 | 0.00 | 0.00 | 0.00 | 0.00 | 0.00 | 0.00 | 0.00 | 0.00 | 0.00 | 0.00 | 0.00 | 0.00 | 0.00 |

Mean weekly incidence rate per 100,000 Persons.

Meningitis and Encephalitis (ICD10: A170 - A171; A 390; A83 - A85; A87; G00 - G05)

| | | All ages | | | Male | | | | | | | | | Female | | | | | | | | | |
|-----------------|-------|---------------|-------|--------|------|--------|---------|----------|----------|----------|----------|----------|--------|--------|--------|---------|----------|----------|----------|----------|----------|--------|------|
| | | Male & Female | Male | Female | <1yr | 1-4yrs | 5-14yrs | 15-24yrs | 25-44yrs | 45-64yrs | 65-74yrs | 75-84yrs | 85+yrs | <1yr | 1-4yrs | 5-14yrs | 15-24yrs | 25-44yrs | 45-64yrs | 65-74yrs | 75-84yrs | 85+yrs | |
| 4 weekly | 1 | 0.37 | 0.31 | 0.43 | 0.00 | 0.82 | 0.00 | 0.00 | 0.15 | 0.37 | 0.00 | 1.44 | 0.00 | 0.00 | 2.64 | 0.00 | 0.00 | 0.57 | 0.00 | 0.00 | 0.64 | 0.00 | |
| | 2 | 0.06 | 0.02 | 0.09 | 0.00 | 0.00 | 0.00 | 0.00 | 0.19 | 0.00 | 0.00 | 0.00 | 0.00 | 0.00 | 0.00 | 0.00 | 0.36 | 0.31 | 0.17 | 0.00 | 0.00 | 0.00 | |
| | 3 | 0.12 | 0.05 | 0.20 | 0.00 | 0.00 | 0.00 | 0.42 | 0.00 | 0.00 | 0.00 | 0.00 | 0.00 | 0.00 | 0.00 | 0.00 | 1.42 | 0.00 | 0.35 | 0.00 | 0.00 | 0.00 | |
| | 4 | 0.07 | 0.06 | 0.08 | 0.00 | 0.00 | 0.00 | 0.00 | 0.20 | 0.36 | 0.00 | 0.00 | 0.00 | 0.00 | 0.00 | 0.00 | 0.00 | 0.36 | 0.32 | 0.00 | 0.00 | 0.00 | 0.00 |
| | 5 | 0.06 | 0.09 | 0.03 | 0.00 | 0.00 | 0.00 | 0.00 | 0.00 | 0.00 | 0.00 | 0.00 | 0.81 | 0.00 | 0.00 | 0.00 | 0.00 | 0.00 | 0.31 | 0.00 | 0.00 | 0.00 | 0.00 |
| | 6 | 0.18 | 0.14 | 0.23 | 0.00 | 0.00 | 0.00 | 0.00 | 0.00 | 0.00 | 0.19 | 1.06 | 0.00 | 0.00 | 0.00 | 0.00 | 0.00 | 0.00 | 0.57 | 0.17 | 0.00 | 0.00 | 1.30 |
| | 7 | 1.87 | 0.87 | 2.87 | 7.79 | 0.00 | 0.00 | 0.00 | 0.00 | 0.00 | 0.00 | 0.00 | 0.00 | 0.00 | 24.94 | 0.00 | 0.00 | 0.49 | 0.41 | 0.00 | 0.00 | 0.00 | 0.00 |
| | 8 | 0.51 | 0.83 | 0.19 | 7.21 | 0.00 | 0.00 | 0.00 | 0.23 | 0.00 | 0.00 | 0.00 | 0.00 | 0.00 | 0.00 | 0.00 | 0.40 | 0.00 | 0.62 | 0.71 | 0.00 | 0.00 | 0.00 |
| | 9 | 0.10 | 0.07 | 0.13 | 0.00 | 0.00 | 0.00 | 0.35 | 0.24 | 0.00 | 0.00 | 0.00 | 0.00 | 0.00 | 0.00 | 0.00 | 0.00 | 0.24 | 0.58 | 0.00 | 0.32 | 0.00 | 0.00 |
| | 10 | 0.18 | 0.14 | 0.23 | 0.00 | 0.00 | 0.00 | 0.21 | 0.11 | 0.00 | 0.94 | 0.00 | 0.00 | 0.00 | 0.00 | 0.76 | 0.00 | 0.37 | 0.42 | 0.00 | 0.00 | 0.51 | 0.00 |
| | 11 | 0.27 | 0.24 | 0.31 | 0.00 | 1.94 | 0.00 | 0.00 | 0.00 | 0.17 | 0.00 | 0.00 | 0.00 | 0.00 | 0.00 | 0.00 | 0.38 | 0.49 | 0.35 | 0.17 | 1.43 | 0.00 | 0.00 |
| | 12 | 0.26 | 0.49 | 0.04 | 4.09 | 0.00 | 0.00 | 0.21 | 0.12 | 0.00 | 0.00 | 0.00 | 0.00 | 0.00 | 0.00 | 0.00 | 0.00 | 0.36 | 0.00 | 0.00 | 0.00 | 0.00 | 0.00 |
| | 13 | 0.41 | 0.06 | 0.77 | 0.00 | 0.00 | 0.00 | 0.00 | 0.37 | 0.15 | 0.00 | 0.00 | 0.00 | 0.00 | 6.79 | 0.00 | 0.00 | 0.00 | 0.15 | 0.00 | 0.00 | 0.00 | 0.00 |
| Quarter | 1 | 0.20 | 0.14 | 0.25 | 0.00 | 0.31 | 0.00 | 0.13 | 0.12 | 0.14 | 0.00 | 0.55 | 0.00 | 0.00 | 1.02 | 0.00 | 0.55 | 0.32 | 0.16 | 0.00 | 0.25 | 0.00 | |
| | 2 | 0.31 | 0.09 | 0.54 | 0.00 | 0.00 | 0.00 | 0.00 | 0.06 | 0.17 | 0.33 | 0.25 | 0.00 | 3.93 | 0.00 | 0.00 | 0.11 | 0.37 | 0.05 | 0.00 | 0.00 | 0.40 | |
| | 3 | 0.55 | 0.54 | 0.56 | 4.62 | 0.00 | 0.00 | 0.11 | 0.18 | 0.00 | 0.00 | 0.00 | 0.00 | 3.74 | 0.00 | 0.12 | 0.34 | 0.55 | 0.22 | 0.10 | 0.00 | 0.00 | |
| | 4 | 0.31 | 0.26 | 0.37 | 1.17 | 0.55 | 0.00 | 0.12 | 0.14 | 0.09 | 0.27 | 0.00 | 0.00 | 1.94 | 0.22 | 0.11 | 0.24 | 0.21 | 0.05 | 0.41 | 0.15 | 0.00 | |
| Year | 15/16 | 0.34 | 0.26 | 0.43 | 1.44 | 0.22 | 0.00 | 0.09 | 0.12 | 0.10 | 0.15 | 0.20 | 0.00 | 2.39 | 0.31 | 0.06 | 0.31 | 0.36 | 0.12 | 0.13 | 0.10 | 0.10 | |
| Episodes | F/N | 98.00 | 34.00 | 64.00 | 3.00 | 3.00 | 0.00 | 4.00 | 12.00 | 7.00 | 2.00 | 3.00 | 0.00 | 4.00 | 4.00 | 2.00 | 10.00 | 28.00 | 9.00 | 4.00 | 2.00 | 1.00 | |

Mean weekly incidence rate per 100,000 Persons.

Meningitis and Encephalitis (ICD10: A170 - A171; A 390; A83 - A85; A87; G00 - G05)

| | | | All ages | | | Male | | | | | | | | | Female | | | | | | | | | |
|-------------------|----------|-------|---------------|-------|--------|------|--------|---------|----------|----------|----------|----------|----------|--------|--------|--------|---------|----------|----------|----------|----------|----------|--------|------|
| | | | Male & Female | Male | Female | <1yr | 1-4yrs | 5-14yrs | 15-24yrs | 25-44yrs | 45-64yrs | 65-74yrs | 75-84yrs | 85+yrs | <1yr | 1-4yrs | 5-14yrs | 15-24yrs | 25-44yrs | 45-64yrs | 65-74yrs | 75-84yrs | 85+yrs | |
| North | Quarter | 1 | 0.28 | 0.06 | 0.51 | 0.00 | 0.00 | 0.00 | 0.52 | 0.00 | 0.00 | 0.00 | 0.00 | 0.00 | 0.00 | 1.86 | 0.00 | 1.15 | 0.60 | 0.00 | 0.00 | 0.98 | 0.00 | |
| | | 2 | 0.05 | 0.08 | 0.02 | 0.00 | 0.00 | 0.00 | 0.00 | 0.25 | 0.45 | 0.00 | 0.00 | 0.00 | 0.00 | 0.00 | 0.00 | 0.00 | 0.15 | 0.00 | 0.00 | 0.00 | 0.00 | |
| | | 3 | 0.64 | 1.13 | 0.14 | 9.59 | 0.00 | 0.00 | 0.00 | 0.58 | 0.00 | 0.00 | 0.00 | 0.00 | 0.00 | 0.00 | 0.00 | 0.00 | 0.29 | 0.45 | 0.15 | 0.39 | 0.00 | 0.00 |
| | | 4 | 0.65 | 0.69 | 0.61 | 4.67 | 0.89 | 0.00 | 0.48 | 0.13 | 0.00 | 0.00 | 0.00 | 0.00 | 0.00 | 3.89 | 0.00 | 0.00 | 0.00 | 0.30 | 0.00 | 0.71 | 0.58 | 0.00 |
| | Year | 15/16 | 0.41 | 0.49 | 0.32 | 3.59 | 0.23 | 0.00 | 0.25 | 0.24 | 0.11 | 0.00 | 0.00 | 0.00 | 1.03 | 0.46 | 0.00 | 0.35 | 0.37 | 0.04 | 0.28 | 0.39 | 0.00 | |
| | Episodes | F/N | 33.00 | 14.00 | 19.00 | 2.00 | 1.00 | 0.00 | 3.00 | 6.00 | 2.00 | 0.00 | 0.00 | 0.00 | 1.00 | 1.00 | 0.00 | 3.00 | 8.00 | 1.00 | 3.00 | 2.00 | 0.00 | |
| South | Quarter | 1 | 0.24 | 0.32 | 0.15 | 0.00 | 0.00 | 0.00 | 0.00 | 0.46 | 0.24 | 0.00 | 2.21 | 0.00 | 0.00 | 0.00 | 0.00 | 0.45 | 0.50 | 0.41 | 0.00 | 0.00 | 0.00 | |
| | | 2 | 0.98 | 0.11 | 1.85 | 0.00 | 0.00 | 0.00 | 0.00 | 0.00 | 0.00 | 0.00 | 1.00 | 0.00 | 15.73 | 0.00 | 0.00 | 0.45 | 0.23 | 0.21 | 0.00 | 0.00 | 0.00 | |
| | | 3 | 0.96 | 0.05 | 1.87 | 0.00 | 0.00 | 0.00 | 0.43 | 0.00 | 0.00 | 0.00 | 0.00 | 0.00 | 14.97 | 0.00 | 0.00 | 0.45 | 1.22 | 0.20 | 0.00 | 0.00 | 0.00 | |
| | | 4 | 0.07 | 0.06 | 0.09 | 0.00 | 0.00 | 0.00 | 0.00 | 0.18 | 0.37 | 0.00 | 0.00 | 0.00 | 0.00 | 0.00 | 0.00 | 0.00 | 0.41 | 0.17 | 0.20 | 0.00 | 0.00 | |
| | Year | 15/16 | 0.55 | 0.13 | 0.97 | 0.00 | 0.00 | 0.00 | 0.11 | 0.16 | 0.16 | 0.00 | 0.79 | 0.00 | 7.53 | 0.00 | 0.00 | 0.44 | 0.52 | 0.26 | 0.00 | 0.00 | 0.00 | |
| | Episodes | F/N | 30.00 | 10.00 | 20.00 | 0.00 | 0.00 | 0.00 | 1.00 | 3.00 | 3.00 | 0.00 | 3.00 | 0.00 | 2.00 | 0.00 | 0.00 | 4.00 | 9.00 | 5.00 | 0.00 | 0.00 | 0.00 | |
| London | Quarter | 1 | 0.10 | 0.18 | 0.02 | 0.00 | 1.25 | 0.00 | 0.00 | 0.00 | 0.32 | 0.00 | 0.00 | 0.00 | 0.00 | 0.00 | 0.00 | 0.00 | 0.16 | 0.00 | 0.00 | 0.00 | 0.00 | |
| | | 2 | 0.11 | 0.14 | 0.07 | 0.00 | 0.00 | 0.00 | 0.00 | 0.00 | 0.00 | 1.30 | 0.00 | 0.00 | 0.00 | 0.00 | 0.00 | 0.00 | 0.63 | 0.00 | 0.00 | 0.00 | 0.00 | |
| | | 3 | 0.54 | 1.00 | 0.08 | 8.87 | 0.00 | 0.00 | 0.00 | 0.14 | 0.00 | 0.00 | 0.00 | 0.00 | 0.00 | 0.00 | 0.49 | 0.00 | 0.00 | 0.27 | 0.00 | 0.00 | 0.00 | |
| | | 4 | 0.42 | 0.15 | 0.69 | 0.00 | 0.00 | 0.00 | 0.00 | 0.25 | 0.00 | 1.07 | 0.00 | 0.00 | 0.00 | 3.87 | 0.87 | 0.43 | 0.00 | 0.12 | 0.00 | 0.93 | 0.00 | |
| | Year | 15/16 | 0.29 | 0.36 | 0.22 | 2.18 | 0.31 | 0.00 | 0.00 | 0.10 | 0.08 | 0.60 | 0.00 | 0.00 | 1.02 | 0.23 | 0.23 | 0.00 | 0.22 | 0.07 | 0.25 | 0.00 | 0.00 | |
| | Episodes | F/N | 20.00 | 8.00 | 12.00 | 1.00 | 1.00 | 0.00 | 0.00 | 3.00 | 1.00 | 2.00 | 0.00 | 0.00 | 1.00 | 1.00 | 2.00 | 0.00 | 6.00 | 1.00 | 1.00 | 0.00 | 0.00 | |
| Midlands And East | Quarter | 1 | 0.17 | 0.00 | 0.34 | 0.00 | 0.00 | 0.00 | 0.00 | 0.00 | 0.00 | 0.00 | 0.00 | 0.00 | 0.00 | 2.20 | 0.00 | 0.60 | 0.00 | 0.23 | 0.00 | 0.00 | 0.00 | |
| | | 2 | 0.13 | 0.03 | 0.23 | 0.00 | 0.00 | 0.00 | 0.00 | 0.00 | 0.23 | 0.00 | 0.00 | 0.00 | 0.00 | 0.00 | 0.00 | 0.00 | 0.46 | 0.00 | 0.00 | 0.00 | 1.60 | |
| | | 3 | 0.08 | 0.00 | 0.15 | 0.00 | 0.00 | 0.00 | 0.00 | 0.00 | 0.00 | 0.00 | 0.00 | 0.00 | 0.00 | 0.00 | 0.00 | 0.61 | 0.53 | 0.24 | 0.00 | 0.00 | 0.00 | |
| | | 4 | 0.12 | 0.15 | 0.09 | 0.00 | 1.33 | 0.00 | 0.00 | 0.00 | 0.00 | 0.00 | 0.00 | 0.00 | 0.00 | 0.00 | 0.00 | 0.56 | 0.25 | 0.00 | 0.00 | 0.00 | 0.00 | |
| | Year | 15/16 | 0.12 | 0.05 | 0.20 | 0.00 | 0.35 | 0.00 | 0.00 | 0.00 | 0.06 | 0.00 | 0.00 | 0.00 | 0.00 | 0.54 | 0.00 | 0.44 | 0.31 | 0.11 | 0.00 | 0.00 | 0.39 | |
| | Episodes | F/N | 15.00 | 2.00 | 13.00 | 0.00 | 1.00 | 0.00 | 0.00 | 0.00 | 1.00 | 0.00 | 0.00 | 0.00 | 0.00 | 2.00 | 0.00 | 3.00 | 5.00 | 2.00 | 0.00 | 0.00 | 1.00 | |

Mean weekly incidence rate per 100,000 Persons.

Mumps (ICD10: B26)

| | | All ages | | | Male | | | | | | | | | Female | | | | | | | | |
|----------|-------|---------------|-------|--------|------|--------|---------|----------|----------|----------|----------|----------|--------|--------|--------|---------|----------|----------|----------|----------|----------|--------|
| | | Male & Female | Male | Female | <1yr | 1-4yrs | 5-14yrs | 15-24yrs | 25-44yrs | 45-64yrs | 65-74yrs | 75-84yrs | 85+yrs | <1yr | 1-4yrs | 5-14yrs | 15-24yrs | 25-44yrs | 45-64yrs | 65-74yrs | 75-84yrs | 85+yrs |
| 4 weekly | 1 | 0.09 | 0.12 | 0.07 | 0.00 | 0.00 | 0.28 | 0.30 | 0.46 | 0.00 | 0.00 | 0.00 | 0.00 | 0.00 | 0.00 | 0.00 | 0.44 | 0.17 | 0.00 | 0.00 | 0.00 | 0.00 |
| | 2 | 0.06 | 0.11 | 0.01 | 0.00 | 0.00 | 0.35 | 0.46 | 0.14 | 0.00 | 0.00 | 0.00 | 0.00 | 0.00 | 0.00 | 0.00 | 0.00 | 0.13 | 0.00 | 0.00 | 0.00 | 0.00 |
| | 3 | 0.07 | 0.06 | 0.07 | 0.00 | 0.00 | 0.00 | 0.00 | 0.56 | 0.00 | 0.00 | 0.00 | 0.00 | 0.00 | 0.00 | 0.00 | 0.45 | 0.21 | 0.00 | 0.00 | 0.00 | 0.00 |
| | 4 | 0.10 | 0.02 | 0.18 | 0.00 | 0.00 | 0.00 | 0.00 | 0.14 | 0.00 | 0.00 | 0.00 | 0.00 | 0.00 | 0.00 | 0.42 | 0.00 | 0.50 | 0.00 | 0.00 | 0.67 | 0.00 |
| | 5 | 0.04 | 0.09 | 0.00 | 0.00 | 0.00 | 0.48 | 0.00 | 0.16 | 0.17 | 0.00 | 0.00 | 0.00 | 0.00 | 0.00 | 0.00 | 0.00 | 0.00 | 0.00 | 0.00 | 0.00 | 0.00 |
| | 6 | 0.16 | 0.13 | 0.19 | 0.00 | 0.00 | 0.39 | 0.00 | 0.44 | 0.30 | 0.00 | 0.00 | 0.00 | 0.00 | 0.00 | 0.00 | 0.00 | 1.47 | 0.12 | 0.12 | 0.00 | 0.00 |
| | 7 | 0.17 | 0.12 | 0.23 | 0.00 | 0.00 | 0.75 | 0.00 | 0.29 | 0.00 | 0.00 | 0.00 | 0.00 | 0.00 | 0.00 | 1.56 | 0.00 | 0.35 | 0.13 | 0.00 | 0.00 | 0.00 |
| | 8 | 0.14 | 0.19 | 0.10 | 0.00 | 0.00 | 0.56 | 0.53 | 0.63 | 0.00 | 0.00 | 0.00 | 0.00 | 0.00 | 0.00 | 0.00 | 0.69 | 0.00 | 0.18 | 0.00 | 0.00 | 0.00 |
| | 9 | 0.18 | 0.21 | 0.15 | 0.00 | 0.75 | 0.68 | 0.21 | 0.24 | 0.00 | 0.00 | 0.00 | 0.00 | 0.00 | 0.00 | 0.00 | 0.44 | 0.56 | 0.11 | 0.22 | 0.00 | 0.00 |
| | 10 | 0.13 | 0.19 | 0.08 | 0.00 | 1.19 | 0.37 | 0.00 | 0.00 | 0.13 | 0.00 | 0.00 | 0.00 | 0.00 | 0.00 | 0.00 | 0.00 | 0.37 | 0.19 | 0.19 | 0.00 | 0.00 |
| | 11 | 0.10 | 0.07 | 0.12 | 0.00 | 0.00 | 0.45 | 0.21 | 0.00 | 0.00 | 0.00 | 0.00 | 0.00 | 0.00 | 0.00 | 0.00 | 0.00 | 0.72 | 0.11 | 0.22 | 0.00 | 0.00 |
| | 12 | 0.14 | 0.12 | 0.16 | 0.00 | 0.75 | 0.00 | 0.00 | 0.21 | 0.12 | 0.00 | 0.00 | 0.00 | 0.00 | 0.00 | 0.77 | 0.00 | 0.00 | 0.00 | 0.00 | 0.68 | 0.00 |
| | 13 | 0.29 | 0.14 | 0.44 | 0.00 | 0.65 | 0.37 | 0.00 | 0.00 | 0.00 | 0.00 | 0.29 | 0.00 | 0.00 | 3.32 | 0.68 | 0.00 | 0.00 | 0.00 | 0.00 | 0.00 | 0.00 |
| Quarter | 1 | 0.07 | 0.10 | 0.05 | 0.00 | 0.00 | 0.22 | 0.25 | 0.39 | 0.00 | 0.00 | 0.00 | 0.00 | 0.00 | 0.00 | 0.00 | 0.31 | 0.17 | 0.00 | 0.00 | 0.00 | |
| | 2 | 0.11 | 0.08 | 0.13 | 0.00 | 0.00 | 0.36 | 0.00 | 0.26 | 0.14 | 0.00 | 0.00 | 0.00 | 0.00 | 0.00 | 0.13 | 0.56 | 0.23 | 0.04 | 0.00 | 0.20 | |
| | 3 | 0.17 | 0.20 | 0.14 | 0.00 | 0.60 | 0.64 | 0.23 | 0.32 | 0.04 | 0.00 | 0.00 | 0.00 | 0.00 | 0.48 | 0.35 | 0.29 | 0.09 | 0.07 | 0.00 | 0.00 | |
| | 4 | 0.16 | 0.10 | 0.22 | 0.00 | 0.40 | 0.23 | 0.06 | 0.06 | 0.03 | 0.08 | 0.00 | 0.00 | 0.95 | 0.41 | 0.00 | 0.21 | 0.08 | 0.12 | 0.20 | 0.00 | |
| Year | 15/16 | 0.13 | 0.12 | 0.14 | 0.00 | 0.25 | 0.36 | 0.13 | 0.26 | 0.05 | 0.02 | 0.00 | 0.00 | 0.25 | 0.23 | 0.12 | 0.34 | 0.14 | 0.06 | 0.05 | 0.05 | |
| Episodes | F/N | 90.00 | 51.00 | 39.00 | 0.00 | 4.00 | 13.00 | 6.00 | 22.00 | 5.00 | 1.00 | 0.00 | 0.00 | 1.00 | 4.00 | 4.00 | 11.00 | 12.00 | 4.00 | 2.00 | 1.00 | |

Mean weekly incidence rate per 100,000 Persons.

Mumps (ICD10: B26)

| | | | All ages | | | Male | | | | | | | | | Female | | | | | | | | |
|-------------------|----------|-------|---------------|-------|--------|------|--------|---------|----------|----------|----------|----------|----------|--------|--------|--------|---------|----------|----------|----------|----------|----------|--------|
| | | | Male & Female | Male | Female | <1yr | 1-4yrs | 5-14yrs | 15-24yrs | 25-44yrs | 45-64yrs | 65-74yrs | 75-84yrs | 85+yrs | <1yr | 1-4yrs | 5-14yrs | 15-24yrs | 25-44yrs | 45-64yrs | 65-74yrs | 75-84yrs | 85+yrs |
| North | Quarter | 1 | 0.28 | 0.06 | 0.51 | 0.00 | 0.00 | 0.00 | 0.52 | 0.00 | 0.00 | 0.00 | 0.00 | 0.00 | 0.00 | 1.86 | 0.00 | 1.15 | 0.60 | 0.00 | 0.00 | 0.98 | 0.00 |
| | | 2 | 0.05 | 0.08 | 0.02 | 0.00 | 0.00 | 0.00 | 0.00 | 0.25 | 0.45 | 0.00 | 0.00 | 0.00 | 0.00 | 0.00 | 0.00 | 0.00 | 0.15 | 0.00 | 0.00 | 0.00 | 0.00 |
| | | 3 | 0.64 | 1.13 | 0.14 | 9.59 | 0.00 | 0.00 | 0.00 | 0.58 | 0.00 | 0.00 | 0.00 | 0.00 | 0.00 | 0.00 | 0.00 | 0.29 | 0.45 | 0.15 | 0.39 | 0.00 | 0.00 |
| | | 4 | 0.65 | 0.69 | 0.61 | 4.67 | 0.89 | 0.00 | 0.48 | 0.13 | 0.00 | 0.00 | 0.00 | 0.00 | 0.00 | 3.89 | 0.00 | 0.00 | 0.00 | 0.30 | 0.00 | 0.71 | 0.58 |
| | Year | 15/16 | 0.41 | 0.49 | 0.32 | 3.59 | 0.23 | 0.00 | 0.25 | 0.24 | 0.11 | 0.00 | 0.00 | 0.00 | 1.03 | 0.46 | 0.00 | 0.35 | 0.37 | 0.04 | 0.28 | 0.39 | 0.00 |
| | Episodes | F/N | 33.00 | 14.00 | 19.00 | 2.00 | 1.00 | 0.00 | 3.00 | 6.00 | 2.00 | 0.00 | 0.00 | 0.00 | 1.00 | 1.00 | 0.00 | 3.00 | 8.00 | 1.00 | 3.00 | 2.00 | 0.00 |
| South | Quarter | 1 | 0.24 | 0.32 | 0.15 | 0.00 | 0.00 | 0.00 | 0.00 | 0.46 | 0.24 | 0.00 | 2.21 | 0.00 | 0.00 | 0.00 | 0.00 | 0.45 | 0.50 | 0.41 | 0.00 | 0.00 | 0.00 |
| | | 2 | 0.98 | 0.11 | 1.85 | 0.00 | 0.00 | 0.00 | 0.00 | 0.00 | 0.00 | 0.00 | 1.00 | 0.00 | 15.73 | 0.00 | 0.00 | 0.45 | 0.23 | 0.21 | 0.00 | 0.00 | 0.00 |
| | | 3 | 0.96 | 0.05 | 1.87 | 0.00 | 0.00 | 0.00 | 0.43 | 0.00 | 0.00 | 0.00 | 0.00 | 0.00 | 14.97 | 0.00 | 0.00 | 0.45 | 1.22 | 0.20 | 0.00 | 0.00 | 0.00 |
| | | 4 | 0.07 | 0.06 | 0.09 | 0.00 | 0.00 | 0.00 | 0.00 | 0.18 | 0.37 | 0.00 | 0.00 | 0.00 | 0.00 | 0.00 | 0.00 | 0.41 | 0.17 | 0.20 | 0.00 | 0.00 | 0.00 |
| | Year | 15/16 | 0.55 | 0.13 | 0.97 | 0.00 | 0.00 | 0.00 | 0.11 | 0.16 | 0.16 | 0.00 | 0.79 | 0.00 | 7.53 | 0.00 | 0.00 | 0.44 | 0.52 | 0.26 | 0.00 | 0.00 | 0.00 |
| | Episodes | F/N | 30.00 | 10.00 | 20.00 | 0.00 | 0.00 | 0.00 | 1.00 | 3.00 | 3.00 | 0.00 | 3.00 | 0.00 | 2.00 | 0.00 | 0.00 | 4.00 | 9.00 | 5.00 | 0.00 | 0.00 | 0.00 |
| London | Quarter | 1 | 0.10 | 0.18 | 0.02 | 0.00 | 1.25 | 0.00 | 0.00 | 0.00 | 0.32 | 0.00 | 0.00 | 0.00 | 0.00 | 0.00 | 0.00 | 0.00 | 0.16 | 0.00 | 0.00 | 0.00 | 0.00 |
| | | 2 | 0.11 | 0.14 | 0.07 | 0.00 | 0.00 | 0.00 | 0.00 | 0.00 | 0.00 | 1.30 | 0.00 | 0.00 | 0.00 | 0.00 | 0.00 | 0.00 | 0.63 | 0.00 | 0.00 | 0.00 | 0.00 |
| | | 3 | 0.54 | 1.00 | 0.08 | 8.87 | 0.00 | 0.00 | 0.00 | 0.14 | 0.00 | 0.00 | 0.00 | 0.00 | 0.00 | 0.00 | 0.49 | 0.00 | 0.00 | 0.27 | 0.00 | 0.00 | 0.00 |
| | | 4 | 0.42 | 0.15 | 0.69 | 0.00 | 0.00 | 0.00 | 0.00 | 0.25 | 0.00 | 1.07 | 0.00 | 0.00 | 0.00 | 3.87 | 0.87 | 0.43 | 0.00 | 0.12 | 0.00 | 0.93 | 0.00 |
| | Year | 15/16 | 0.29 | 0.36 | 0.22 | 2.18 | 0.31 | 0.00 | 0.00 | 0.10 | 0.08 | 0.60 | 0.00 | 0.00 | 1.02 | 0.23 | 0.23 | 0.00 | 0.22 | 0.07 | 0.25 | 0.00 | 0.00 |
| | Episodes | F/N | 20.00 | 8.00 | 12.00 | 1.00 | 1.00 | 0.00 | 0.00 | 3.00 | 1.00 | 2.00 | 0.00 | 0.00 | 1.00 | 1.00 | 2.00 | 0.00 | 6.00 | 1.00 | 1.00 | 0.00 | 0.00 |
| Midlands And East | Quarter | 1 | 0.17 | 0.00 | 0.34 | 0.00 | 0.00 | 0.00 | 0.00 | 0.00 | 0.00 | 0.00 | 0.00 | 0.00 | 0.00 | 2.20 | 0.00 | 0.60 | 0.00 | 0.23 | 0.00 | 0.00 | 0.00 |
| | | 2 | 0.13 | 0.03 | 0.23 | 0.00 | 0.00 | 0.00 | 0.00 | 0.00 | 0.23 | 0.00 | 0.00 | 0.00 | 0.00 | 0.00 | 0.00 | 0.00 | 0.46 | 0.00 | 0.00 | 0.00 | 1.60 |
| | | 3 | 0.08 | 0.00 | 0.15 | 0.00 | 0.00 | 0.00 | 0.00 | 0.00 | 0.00 | 0.00 | 0.00 | 0.00 | 0.00 | 0.00 | 0.00 | 0.61 | 0.53 | 0.24 | 0.00 | 0.00 | 0.00 |
| | | 4 | 0.12 | 0.15 | 0.09 | 0.00 | 1.33 | 0.00 | 0.00 | 0.00 | 0.00 | 0.00 | 0.00 | 0.00 | 0.00 | 0.00 | 0.00 | 0.56 | 0.25 | 0.00 | 0.00 | 0.00 | 0.00 |
| | Year | 15/16 | 0.12 | 0.05 | 0.20 | 0.00 | 0.35 | 0.00 | 0.00 | 0.00 | 0.06 | 0.00 | 0.00 | 0.00 | 0.00 | 0.54 | 0.00 | 0.44 | 0.31 | 0.11 | 0.00 | 0.00 | 0.39 |
| | Episodes | F/N | 15.00 | 2.00 | 13.00 | 0.00 | 1.00 | 0.00 | 0.00 | 0.00 | 1.00 | 0.00 | 0.00 | 0.00 | 0.00 | 2.00 | 0.00 | 3.00 | 5.00 | 2.00 | 0.00 | 0.00 | 1.00 |

Mean weekly incidence rate per 100,000 Persons.

Non-infective Enteritis and Colitis (ICD10: K50-K52)

| | | All ages | | | Male | | | | | | | | | Female | | | | | | | | |
|-----------------|-------|---------------|---------|---------|-------|--------|---------|----------|----------|----------|----------|----------|--------|--------|--------|---------|----------|----------|----------|----------|----------|--------|
| | | Male & Female | Male | Female | <1yr | 1-4yrs | 5-14yrs | 15-24yrs | 25-44yrs | 45-64yrs | 65-74yrs | 75-84yrs | 85+yrs | <1yr | 1-4yrs | 5-14yrs | 15-24yrs | 25-44yrs | 45-64yrs | 65-74yrs | 75-84yrs | 85+yrs |
| 4 weekly | 1 | 11.84 | 10.62 | 13.07 | 0.00 | 43.73 | 9.90 | 10.61 | 7.80 | 6.51 | 4.62 | 12.37 | 0.00 | 0.00 | 43.42 | 14.61 | 12.13 | 9.86 | 6.29 | 9.69 | 10.40 | 11.20 |
| | 2 | 11.99 | 11.23 | 12.75 | 0.00 | 34.27 | 13.86 | 12.88 | 8.92 | 5.54 | 7.48 | 11.49 | 6.60 | 0.00 | 40.30 | 10.27 | 9.85 | 9.88 | 5.47 | 9.84 | 8.25 | 20.89 |
| | 3 | 16.21 | 15.61 | 16.81 | 60.68 | 30.13 | 8.90 | 8.88 | 10.82 | 5.27 | 5.10 | 4.16 | 6.51 | 62.50 | 20.55 | 6.53 | 10.06 | 13.48 | 7.74 | 9.81 | 10.79 | 9.78 |
| | 4 | 12.26 | 12.96 | 11.55 | 42.52 | 21.67 | 4.67 | 8.97 | 6.66 | 5.05 | 7.01 | 6.68 | 13.41 | 25.83 | 22.59 | 3.75 | 8.01 | 9.47 | 7.58 | 5.45 | 7.67 | 13.64 |
| | 5 | 11.42 | 11.11 | 11.74 | 30.68 | 30.05 | 7.89 | 8.14 | 6.72 | 6.71 | 5.28 | 4.53 | 0.00 | 16.67 | 27.94 | 9.18 | 9.01 | 9.58 | 6.36 | 9.44 | 6.99 | 10.47 |
| | 6 | 16.02 | 13.74 | 18.30 | 36.36 | 34.48 | 10.99 | 7.29 | 7.65 | 5.93 | 3.14 | 8.75 | 9.08 | 61.80 | 32.90 | 9.04 | 7.51 | 11.22 | 7.79 | 7.23 | 10.46 | 16.71 |
| | 7 | 17.84 | 15.09 | 20.59 | 58.80 | 34.93 | 10.23 | 6.32 | 5.86 | 4.93 | 7.28 | 3.09 | 4.33 | 79.17 | 34.91 | 8.38 | 9.51 | 8.05 | 9.54 | 6.52 | 10.90 | 18.38 |
| | 8 | 20.80 | 21.19 | 20.41 | 85.87 | 37.41 | 11.67 | 7.15 | 7.01 | 8.79 | 9.55 | 7.54 | 15.75 | 79.10 | 43.16 | 8.54 | 9.62 | 10.74 | 5.83 | 7.10 | 8.19 | 11.42 |
| | 9 | 12.68 | 13.34 | 12.02 | 36.25 | 28.36 | 7.02 | 4.41 | 5.53 | 5.57 | 6.15 | 7.33 | 19.41 | 40.48 | 12.13 | 9.45 | 9.35 | 7.23 | 7.63 | 7.75 | 4.91 | 9.26 |
| | 10 | 15.32 | 15.63 | 15.01 | 58.30 | 30.37 | 11.09 | 7.11 | 5.64 | 5.76 | 3.11 | 14.65 | 4.60 | 34.79 | 32.25 | 9.74 | 11.66 | 8.69 | 7.40 | 8.25 | 12.24 | 10.03 |
| | 11 | 17.04 | 16.73 | 17.35 | 76.82 | 28.67 | 12.15 | 7.56 | 5.48 | 5.44 | 4.68 | 5.83 | 3.92 | 61.93 | 29.14 | 10.15 | 9.95 | 8.45 | 8.11 | 7.25 | 9.54 | 11.63 |
| | 12 | 15.25 | 13.97 | 16.54 | 49.84 | 30.19 | 8.99 | 6.17 | 5.80 | 5.47 | 8.89 | 6.69 | 3.68 | 55.71 | 31.79 | 11.27 | 8.89 | 8.86 | 6.88 | 5.39 | 9.20 | 10.86 |
| | 13 | 16.84 | 15.68 | 18.00 | 35.82 | 37.55 | 12.44 | 8.64 | 7.26 | 5.86 | 6.15 | 13.99 | 13.37 | 61.80 | 28.29 | 11.10 | 12.24 | 8.82 | 5.79 | 6.86 | 14.44 | 12.69 |
| Quarter | 1 | 13.23 | 12.34 | 14.12 | 18.67 | 36.63 | 10.81 | 10.78 | 9.07 | 5.83 | 5.65 | 9.58 | 4.03 | 19.23 | 35.42 | 10.79 | 10.79 | 10.98 | 6.48 | 9.77 | 9.86 | 13.75 |
| | 2 | 13.03 | 12.14 | 13.91 | 33.71 | 29.01 | 7.61 | 8.03 | 6.82 | 5.79 | 5.28 | 6.14 | 6.92 | 35.30 | 27.88 | 7.00 | 8.18 | 10.04 | 7.19 | 7.01 | 8.73 | 13.83 |
| | 3 | 17.06 | 16.73 | 17.39 | 60.01 | 33.96 | 10.21 | 6.18 | 6.08 | 6.29 | 6.98 | 8.67 | 12.15 | 64.54 | 29.00 | 9.31 | 9.46 | 8.68 | 7.35 | 7.81 | 8.08 | 12.26 |
| | 4 | 16.49 | 15.89 | 17.09 | 59.04 | 31.16 | 11.20 | 7.31 | 6.20 | 5.79 | 6.12 | 8.84 | 7.31 | 55.09 | 31.49 | 10.74 | 10.97 | 8.65 | 7.33 | 6.59 | 11.40 | 11.52 |
| Year | 15/16 | 14.98 | 14.30 | 15.65 | 43.16 | 32.66 | 9.98 | 8.06 | 7.03 | 5.92 | 6.01 | 8.32 | 7.60 | 43.76 | 30.96 | 9.48 | 9.87 | 9.57 | 7.09 | 7.77 | 9.55 | 12.81 |
| Episodes | F/N | 5516.00 | 2508.00 | 3008.00 | 71.00 | 467.00 | 326.00 | 284.00 | 596.00 | 439.00 | 162.00 | 122.00 | 41.00 | 75.00 | 422.00 | 300.00 | 366.00 | 823.00 | 520.00 | 218.00 | 170.00 | 114.00 |

Mean weekly incidence rate per 100,000 Persons.

Non-infective Enteritis and Colitis (ICD10: K50-K52)

| | | | All ages | | | Male | | | | | | | | Female | | | | | | | | | |
|-------------------|----------|-------|---------------|--------|--------|-------|--------|---------|----------|----------|----------|----------|----------|--------|-------|--------|---------|----------|----------|----------|----------|----------|--------|
| | | | Male & Female | Male | Female | <1yr | 1-4yrs | 5-14yrs | 15-24yrs | 25-44yrs | 45-64yrs | 65-74yrs | 75-84yrs | 85+yrs | <1yr | 1-4yrs | 5-14yrs | 15-24yrs | 25-44yrs | 45-64yrs | 65-74yrs | 75-84yrs | 85+yrs |
| North | Quarter | 1 | 9.86 | 8.97 | 10.74 | 0.00 | 25.18 | 7.43 | 12.70 | 9.69 | 5.48 | 7.97 | 9.01 | 3.26 | 0.00 | 30.28 | 10.31 | 8.97 | 10.15 | 6.14 | 7.42 | 5.59 | 17.82 |
| | | 2 | 11.27 | 12.18 | 10.37 | 28.63 | 23.90 | 5.65 | 4.93 | 7.16 | 7.31 | 7.19 | 9.58 | 15.27 | 12.35 | 23.07 | 4.33 | 6.07 | 7.36 | 9.13 | 8.99 | 6.69 | 15.33 |
| | | 3 | 18.01 | 17.03 | 18.99 | 79.29 | 33.48 | 5.32 | 5.63 | 5.18 | 5.93 | 4.52 | 13.94 | 0.00 | 87.49 | 24.94 | 9.78 | 10.36 | 6.54 | 7.01 | 5.78 | 6.72 | 12.33 |
| | | 4 | 12.17 | 12.51 | 11.83 | 41.12 | 27.06 | 5.54 | 7.49 | 6.02 | 4.29 | 4.87 | 5.51 | 10.73 | 40.76 | 11.80 | 5.97 | 9.80 | 7.17 | 6.13 | 5.71 | 11.12 | 7.98 |
| | Year | 15/16 | 12.82 | 12.67 | 12.96 | 37.33 | 27.40 | 5.98 | 7.68 | 6.99 | 5.73 | 6.11 | 9.44 | 7.38 | 35.26 | 22.32 | 7.57 | 8.82 | 7.79 | 7.08 | 6.95 | 7.60 | 13.26 |
| | Episodes | F/N | 1,450.00 | 675.00 | 775.00 | 21.00 | 107.00 | 56.00 | 90.00 | 153.00 | 134.00 | 56.00 | 46.00 | 12.00 | 20.00 | 79.00 | 67.00 | 120.00 | 171.00 | 164.00 | 68.00 | 48.00 | 38.00 |
| South | Quarter | 1 | 11.63 | 11.17 | 12.09 | 0.00 | 47.30 | 9.39 | 6.30 | 6.33 | 7.06 | 7.22 | 9.30 | 7.65 | 0.00 | 30.45 | 7.33 | 12.41 | 10.62 | 6.16 | 14.33 | 14.24 | 13.27 |
| | | 2 | 14.63 | 14.14 | 15.11 | 52.33 | 29.88 | 3.37 | 4.68 | 7.77 | 6.97 | 5.86 | 3.98 | 12.41 | 67.50 | 16.50 | 1.58 | 8.64 | 9.74 | 9.49 | 6.69 | 8.99 | 6.89 |
| | | 3 | 14.98 | 13.94 | 16.03 | 53.69 | 21.71 | 8.68 | 5.35 | 4.41 | 4.80 | 5.56 | 6.86 | 14.38 | 55.30 | 28.39 | 8.43 | 6.73 | 8.79 | 5.66 | 4.50 | 12.22 | 14.20 |
| | | 4 | 15.12 | 15.11 | 15.13 | 58.38 | 28.50 | 9.08 | 8.83 | 6.27 | 5.70 | 4.35 | 9.97 | 4.91 | 39.70 | 30.80 | 8.19 | 10.89 | 9.23 | 7.60 | 6.02 | 11.32 | 12.41 |
| | Year | 15/16 | 14.11 | 13.62 | 14.60 | 41.43 | 31.78 | 7.66 | 6.34 | 6.20 | 6.12 | 5.72 | 7.57 | 9.74 | 40.61 | 26.62 | 6.41 | 9.69 | 9.59 | 7.23 | 7.85 | 11.68 | 11.71 |
| | Episodes | F/N | 1,250.00 | 558.00 | 692.00 | 13.00 | 100.00 | 64.00 | 62.00 | 113.00 | 117.00 | 43.00 | 31.00 | 15.00 | 14.00 | 79.00 | 50.00 | 87.00 | 170.00 | 140.00 | 62.00 | 57.00 | 33.00 |
| London | Quarter | 1 | 22.20 | 20.80 | 23.61 | 74.68 | 45.83 | 19.09 | 15.56 | 12.05 | 6.02 | 2.60 | 11.32 | 0.00 | 76.92 | 44.99 | 21.36 | 14.88 | 12.14 | 7.03 | 6.30 | 11.38 | 17.46 |
| | | 2 | 17.22 | 13.22 | 21.22 | 34.84 | 34.64 | 16.91 | 13.63 | 5.13 | 5.15 | 4.05 | 4.61 | 0.00 | 61.35 | 37.37 | 16.81 | 11.21 | 13.78 | 6.17 | 7.46 | 11.39 | 25.45 |
| | | 3 | 17.59 | 17.42 | 17.76 | 23.53 | 57.72 | 20.25 | 10.28 | 8.02 | 7.57 | 10.77 | 6.09 | 12.57 | 43.18 | 39.35 | 16.23 | 12.27 | 9.92 | 8.73 | 14.81 | 5.02 | 10.33 |
| | | 4 | 24.88 | 23.45 | 26.31 | 86.05 | 50.36 | 18.78 | 9.00 | 8.37 | 6.78 | 7.48 | 13.47 | 10.72 | 90.50 | 58.25 | 20.61 | 13.33 | 11.23 | 10.18 | 8.34 | 8.77 | 15.57 |
| | Year | 15/16 | 20.56 | 18.81 | 22.30 | 55.36 | 47.20 | 18.76 | 12.06 | 8.39 | 6.39 | 6.25 | 8.96 | 5.91 | 68.42 | 45.24 | 18.79 | 12.93 | 11.76 | 8.07 | 9.21 | 9.13 | 17.17 |
| | Episodes | F/N | 1,745.00 | 789.00 | 956.00 | 24.00 | 184.00 | 146.00 | 84.00 | 220.00 | 89.00 | 21.00 | 17.00 | 4.00 | 30.00 | 173.00 | 144.00 | 102.00 | 325.00 | 107.00 | 34.00 | 21.00 | 20.00 |
| Midlands And East | Quarter | 1 | 9.23 | 8.42 | 10.04 | 0.00 | 28.21 | 7.34 | 8.56 | 8.22 | 4.76 | 4.80 | 8.67 | 5.22 | 0.00 | 35.96 | 4.15 | 6.91 | 10.99 | 6.61 | 11.04 | 8.23 | 6.44 |
| | | 2 | 8.98 | 9.04 | 8.93 | 19.04 | 27.61 | 4.52 | 8.87 | 7.21 | 3.71 | 4.01 | 6.39 | 0.00 | 0.00 | 34.58 | 5.28 | 6.80 | 9.29 | 3.97 | 4.92 | 7.87 | 7.63 |
| | | 3 | 17.64 | 18.51 | 16.77 | 83.52 | 22.91 | 6.60 | 3.47 | 6.70 | 6.86 | 7.05 | 7.80 | 21.66 | 72.17 | 23.33 | 2.80 | 8.48 | 9.46 | 8.00 | 6.17 | 8.37 | 12.16 |
| | | 4 | 13.78 | 12.48 | 15.08 | 50.63 | 18.71 | 11.41 | 3.92 | 4.16 | 6.39 | 7.79 | 6.40 | 2.88 | 49.38 | 25.11 | 8.17 | 9.88 | 6.96 | 5.41 | 6.29 | 14.38 | 10.12 |
| | Year | 15/16 | 12.43 | 12.12 | 12.75 | 38.53 | 24.25 | 7.54 | 6.16 | 6.53 | 5.45 | 5.95 | 7.30 | 7.35 | 30.75 | 29.66 | 5.16 | 8.05 | 9.13 | 5.99 | 7.09 | 9.80 | 9.11 |
| | Episodes | F/N | 1,071.00 | 486.00 | 585.00 | 13.00 | 76.00 | 60.00 | 48.00 | 110.00 | 99.00 | 42.00 | 28.00 | 10.00 | 11.00 | 91.00 | 39.00 | 57.00 | 157.00 | 109.00 | 54.00 | 44.00 | 23.00 |

Mean weekly incidence rate per 100,000 Persons.

Pleurisy (ICD10: R091)

| | | All ages | | | Male | | | | | | | | | Female | | | | | | | | |
|-----------------|-------|---------------|--------|--------|------|--------|---------|----------|----------|----------|----------|----------|--------|--------|--------|---------|----------|----------|----------|----------|----------|--------|
| | | Male & Female | Male | Female | <1yr | 1-4yrs | 5-14yrs | 15-24yrs | 25-44yrs | 45-64yrs | 65-74yrs | 75-84yrs | 85+yrs | <1yr | 1-4yrs | 5-14yrs | 15-24yrs | 25-44yrs | 45-64yrs | 65-74yrs | 75-84yrs | 85+yrs |
| 4 weekly | 1 | 1.30 | 1.71 | 0.89 | 0.00 | 0.00 | 0.00 | 0.00 | 0.46 | 0.68 | 1.22 | 2.15 | 10.85 | 0.00 | 0.00 | 0.00 | 0.00 | 0.65 | 0.85 | 1.49 | 2.85 | 2.15 |
| | 2 | 1.62 | 1.99 | 1.26 | 0.00 | 0.00 | 0.00 | 1.21 | 0.54 | 0.55 | 2.20 | 6.65 | 6.72 | 0.00 | 0.00 | 0.00 | 0.48 | 0.31 | 0.68 | 2.16 | 6.60 | 1.09 |
| | 3 | 1.84 | 2.97 | 0.72 | 0.00 | 0.00 | 0.00 | 0.00 | 0.20 | 0.72 | 4.86 | 8.67 | 12.27 | 0.00 | 0.00 | 0.00 | 0.00 | 0.77 | 1.04 | 1.83 | 1.41 | 1.39 |
| | 4 | 1.27 | 1.68 | 0.86 | 0.00 | 0.00 | 0.00 | 0.00 | 0.57 | 0.40 | 5.11 | 4.32 | 4.76 | 0.00 | 0.00 | 0.00 | 0.50 | 0.76 | 0.52 | 1.42 | 0.68 | 3.84 |
| | 5 | 1.40 | 1.80 | 1.00 | 0.00 | 0.00 | 0.00 | 0.37 | 0.37 | 1.36 | 2.07 | 6.21 | 5.82 | 0.00 | 0.00 | 0.00 | 0.25 | 0.15 | 1.52 | 2.74 | 2.01 | 2.34 |
| | 6 | 1.53 | 1.91 | 1.15 | 0.00 | 0.00 | 0.80 | 0.00 | 0.32 | 0.79 | 1.48 | 7.09 | 6.70 | 0.00 | 0.00 | 0.00 | 0.00 | 1.08 | 1.41 | 2.88 | 4.07 | 0.96 |
| | 7 | 1.29 | 1.81 | 0.77 | 0.00 | 0.00 | 0.00 | 0.00 | 0.14 | 1.04 | 2.55 | 6.24 | 6.35 | 0.00 | 0.00 | 0.00 | 0.00 | 1.26 | 1.37 | 0.00 | 3.18 | 1.12 |
| | 8 | 1.14 | 1.59 | 0.69 | 0.00 | 0.00 | 0.00 | 0.33 | 0.12 | 0.90 | 2.64 | 2.32 | 7.99 | 0.00 | 0.00 | 0.29 | 0.00 | 0.88 | 1.16 | 2.09 | 0.64 | 1.13 |
| | 9 | 1.38 | 1.41 | 1.34 | 0.00 | 0.00 | 0.00 | 0.40 | 0.27 | 1.26 | 3.41 | 4.94 | 2.43 | 0.00 | 0.00 | 0.00 | 0.21 | 0.66 | 1.44 | 2.19 | 0.51 | 7.10 |
| | 10 | 1.49 | 1.82 | 1.15 | 0.00 | 0.00 | 0.00 | 0.40 | 0.46 | 0.92 | 3.52 | 4.78 | 6.33 | 0.00 | 0.00 | 0.00 | 0.36 | 1.41 | 2.32 | 1.75 | 1.47 | 3.04 |
| | 11 | 1.23 | 1.42 | 1.04 | 0.00 | 0.00 | 0.00 | 0.00 | 0.12 | 1.49 | 1.35 | 2.91 | 6.90 | 0.00 | 0.00 | 0.00 | 0.41 | 0.97 | 2.17 | 1.84 | 1.28 | 2.68 |
| | 12 | 1.79 | 2.67 | 0.91 | 0.00 | 0.00 | 0.00 | 0.00 | 0.35 | 1.19 | 2.34 | 4.08 | 16.06 | 0.00 | 0.00 | 0.00 | 0.36 | 1.36 | 0.56 | 1.11 | 1.29 | 3.54 |
| | 13 | 1.93 | 2.23 | 1.64 | 0.00 | 0.00 | 0.00 | 0.51 | 0.64 | 1.07 | 4.15 | 5.60 | 8.09 | 0.00 | 0.00 | 0.00 | 0.53 | 0.67 | 1.08 | 0.86 | 5.00 | 6.61 |
| Quarter | 1 | 1.57 | 2.18 | 0.95 | 0.00 | 0.00 | 0.00 | 0.37 | 0.41 | 0.66 | 2.64 | 5.54 | 10.02 | 0.00 | 0.00 | 0.00 | 0.15 | 0.58 | 0.86 | 1.80 | 3.56 | 1.59 |
| | 2 | 1.44 | 1.91 | 0.98 | 0.00 | 0.00 | 0.25 | 0.11 | 0.39 | 0.91 | 3.31 | 5.66 | 6.57 | 0.00 | 0.00 | 0.00 | 0.23 | 0.70 | 1.10 | 2.16 | 2.08 | 2.54 |
| | 3 | 1.19 | 1.42 | 0.96 | 0.00 | 0.00 | 0.00 | 0.22 | 0.23 | 0.93 | 2.88 | 3.92 | 4.59 | 0.00 | 0.00 | 0.09 | 0.17 | 0.96 | 1.55 | 1.54 | 1.78 | 2.53 |
| | 4 | 1.68 | 2.15 | 1.22 | 0.00 | 0.00 | 0.00 | 0.26 | 0.38 | 1.27 | 2.42 | 4.96 | 10.04 | 0.00 | 0.00 | 0.00 | 0.37 | 1.08 | 1.41 | 1.38 | 2.16 | 4.53 |
| Year | 15/16 | 1.47 | 1.92 | 1.03 | 0.00 | 0.00 | 0.06 | 0.24 | 0.35 | 0.95 | 2.81 | 5.02 | 7.85 | 0.00 | 0.00 | 0.02 | 0.23 | 0.84 | 1.23 | 1.71 | 2.39 | 2.83 |
| Episodes | F/N | 611.00 | 308.00 | 303.00 | 0.00 | 0.00 | 2.00 | 9.00 | 31.00 | 76.00 | 75.00 | 72.00 | 43.00 | 0.00 | 0.00 | 1.00 | 10.00 | 74.00 | 96.00 | 50.00 | 44.00 | 28.00 |

Mean weekly incidence rate per 100,000 Persons.

Pleurisy (ICD10: R091)

| | | | All ages | | | Male | | | | | | | | | Female | | | | | | | | |
|-------------------|----------|-------|---------------|--------|--------|------|--------|---------|----------|----------|----------|----------|----------|--------|--------|--------|---------|----------|----------|----------|----------|----------|--------|
| | | | Male & Female | Male | Female | <1yr | 1-4yrs | 5-14yrs | 15-24yrs | 25-44yrs | 45-64yrs | 65-74yrs | 75-84yrs | 85+yrs | <1yr | 1-4yrs | 5-14yrs | 15-24yrs | 25-44yrs | 45-64yrs | 65-74yrs | 75-84yrs | 85+yrs |
| North | Quarter | 1 | 1.78 | 2.45 | 1.11 | 0.00 | 0.00 | 0.00 | 0.00 | 0.29 | 0.49 | 2.45 | 5.66 | 13.17 | 0.00 | 0.00 | 0.00 | 0.59 | 0.91 | 1.03 | 0.00 | 3.76 | 3.68 |
| | | 2 | 1.59 | 1.76 | 1.41 | 0.00 | 0.00 | 0.00 | 0.45 | 0.14 | 1.17 | 3.02 | 3.70 | 7.38 | 0.00 | 0.00 | 0.00 | 0.31 | 0.84 | 1.06 | 1.04 | 3.93 | 5.51 |
| | | 3 | 1.41 | 1.83 | 1.00 | 0.00 | 0.00 | 0.00 | 0.00 | 0.00 | 2.06 | 3.11 | 4.27 | 7.01 | 0.00 | 0.00 | 0.35 | 0.25 | 1.83 | 1.92 | 1.87 | 1.18 | 1.60 |
| | | 4 | 2.08 | 2.31 | 1.84 | 0.00 | 0.00 | 0.00 | 0.22 | 1.05 | 2.04 | 2.37 | 4.64 | 10.47 | 0.00 | 0.00 | 0.00 | 0.68 | 2.24 | 2.20 | 2.07 | 1.66 | 7.73 |
| | Year | 15/16 | 1.72 | 2.09 | 1.35 | 0.00 | 0.00 | 0.00 | 0.17 | 0.38 | 1.45 | 2.73 | 4.57 | 9.52 | 0.00 | 0.00 | 0.09 | 0.46 | 1.47 | 1.56 | 1.26 | 2.61 | 4.69 |
| | Episodes | F/N | 236.00 | 112.00 | 124.00 | 0.00 | 0.00 | 0.00 | 2.00 | 10.00 | 38.00 | 26.00 | 21.00 | 15.00 | 0.00 | 0.00 | 1.00 | 6.00 | 35.00 | 39.00 | 14.00 | 15.00 | 14.00 |
| South | Quarter | 1 | 1.83 | 2.86 | 0.81 | 0.00 | 0.00 | 0.00 | 0.85 | 0.76 | 1.09 | 3.39 | 5.99 | 13.65 | 0.00 | 0.00 | 0.00 | 0.00 | 0.45 | 0.43 | 1.06 | 5.34 | 0.00 |
| | | 2 | 1.74 | 2.75 | 0.72 | 0.00 | 0.00 | 0.48 | 0.00 | 0.22 | 0.22 | 3.77 | 9.85 | 10.22 | 0.00 | 0.00 | 0.00 | 0.00 | 0.92 | 0.85 | 2.50 | 0.82 | 1.38 |
| | | 3 | 1.36 | 1.21 | 1.52 | 0.00 | 0.00 | 0.00 | 0.40 | 0.33 | 0.44 | 2.08 | 2.37 | 5.28 | 0.00 | 0.00 | 0.00 | 0.00 | 0.68 | 2.30 | 3.09 | 4.08 | 3.52 |
| | | 4 | 1.66 | 2.32 | 1.00 | 0.00 | 0.00 | 0.00 | 0.36 | 0.36 | 0.00 | 2.40 | 10.26 | 7.54 | 0.00 | 0.00 | 0.00 | 0.41 | 1.86 | 1.35 | 1.37 | 1.40 | 2.64 |
| | Year | 15/16 | 1.65 | 2.29 | 1.01 | 0.00 | 0.00 | 0.12 | 0.40 | 0.42 | 0.43 | 2.90 | 7.18 | 9.14 | 0.00 | 0.00 | 0.00 | 0.11 | 0.99 | 1.23 | 1.99 | 2.88 | 1.90 |
| | Episodes | F/N | 163.00 | 85.00 | 78.00 | 0.00 | 0.00 | 1.00 | 4.00 | 7.00 | 8.00 | 22.00 | 29.00 | 14.00 | 0.00 | 0.00 | 0.00 | 1.00 | 18.00 | 24.00 | 16.00 | 14.00 | 5.00 |
| London | Quarter | 1 | 1.41 | 1.74 | 1.07 | 0.00 | 0.00 | 0.00 | 0.64 | 0.17 | 0.64 | 1.94 | 6.46 | 5.84 | 0.00 | 0.00 | 0.00 | 0.00 | 0.32 | 1.16 | 4.62 | 3.52 | 0.00 |
| | | 2 | 0.85 | 1.12 | 0.58 | 0.00 | 0.00 | 0.00 | 0.00 | 0.70 | 1.35 | 5.31 | 2.68 | 0.00 | 0.00 | 0.00 | 0.00 | 0.62 | 0.81 | 1.40 | 2.37 | 0.00 | 0.00 |
| | | 3 | 0.82 | 1.08 | 0.56 | 0.00 | 0.00 | 0.00 | 0.49 | 0.58 | 0.52 | 3.43 | 4.67 | 0.00 | 0.00 | 0.00 | 0.00 | 0.44 | 0.79 | 0.58 | 0.00 | 0.00 | 3.23 |
| | | 4 | 1.96 | 2.72 | 1.20 | 0.00 | 0.00 | 0.00 | 0.46 | 0.13 | 1.70 | 2.15 | 3.83 | 16.21 | 0.00 | 0.00 | 0.00 | 0.39 | 0.24 | 1.02 | 0.00 | 2.93 | 6.20 |
| | Year | 15/16 | 1.27 | 1.68 | 0.86 | 0.00 | 0.00 | 0.00 | 0.40 | 0.39 | 1.06 | 3.19 | 4.40 | 5.72 | 0.00 | 0.00 | 0.00 | 0.36 | 0.53 | 1.04 | 1.71 | 1.64 | 2.43 |
| | Episodes | F/N | 93.00 | 49.00 | 44.00 | 0.00 | 0.00 | 0.00 | 3.00 | 10.00 | 15.00 | 10.00 | 7.00 | 4.00 | 0.00 | 0.00 | 0.00 | 3.00 | 15.00 | 13.00 | 6.00 | 4.00 | 3.00 |
| Midlands And East | Quarter | 1 | 1.24 | 1.67 | 0.81 | 0.00 | 0.00 | 0.00 | 0.00 | 0.41 | 0.39 | 2.77 | 4.04 | 7.41 | 0.00 | 0.00 | 0.00 | 0.00 | 0.64 | 0.82 | 1.52 | 1.64 | 2.67 |
| | | 2 | 1.61 | 2.01 | 1.21 | 0.00 | 0.00 | 0.51 | 0.00 | 0.48 | 0.90 | 1.14 | 6.41 | 8.68 | 0.00 | 0.00 | 0.00 | 0.00 | 0.24 | 1.09 | 2.75 | 3.55 | 3.27 |
| | | 3 | 1.16 | 1.56 | 0.76 | 0.00 | 0.00 | 0.00 | 0.00 | 0.00 | 0.71 | 2.92 | 4.35 | 6.09 | 0.00 | 0.00 | 0.00 | 0.00 | 0.55 | 1.41 | 1.19 | 1.88 | 1.78 |
| | | 4 | 1.03 | 1.24 | 0.82 | 0.00 | 0.00 | 0.00 | 0.00 | 0.00 | 1.33 | 2.77 | 1.11 | 5.94 | 0.00 | 0.00 | 0.00 | 0.00 | 0.00 | 1.09 | 2.09 | 2.66 | 1.55 |
| | Year | 15/16 | 1.26 | 1.61 | 0.90 | 0.00 | 0.00 | 0.12 | 0.00 | 0.22 | 0.84 | 2.41 | 3.92 | 7.01 | 0.00 | 0.00 | 0.00 | 0.00 | 0.35 | 1.10 | 1.89 | 2.44 | 2.30 |
| | Episodes | F/N | 119.00 | 62.00 | 57.00 | 0.00 | 0.00 | 1.00 | 0.00 | 4.00 | 15.00 | 17.00 | 15.00 | 10.00 | 0.00 | 0.00 | 0.00 | 0.00 | 6.00 | 20.00 | 14.00 | 11.00 | 6.00 |

Mean weekly incidence rate per 100,000 Persons.

Pneumonia and Pneumonitis (ICD10: J12 - J18)

| | | All ages | | | Male | | | | | | | | | Female | | | | | | | | |
|-----------------|-------|---------------|--------|--------|------|--------|---------|----------|----------|----------|----------|----------|--------|--------|--------|---------|----------|----------|----------|----------|----------|--------|
| | | Male & Female | Male | Female | <1yr | 1-4yrs | 5-14yrs | 15-24yrs | 25-44yrs | 45-64yrs | 65-74yrs | 75-84yrs | 85+yrs | <1yr | 1-4yrs | 5-14yrs | 15-24yrs | 25-44yrs | 45-64yrs | 65-74yrs | 75-84yrs | 85+yrs |
| 4 weekly | 1 | 3.10 | 4.31 | 1.89 | 0.00 | 0.81 | 0.00 | 0.42 | 0.00 | 1.28 | 3.24 | 5.03 | 28.03 | 0.00 | 1.01 | 0.72 | 0.00 | 0.67 | 0.77 | 2.26 | 2.95 | 8.66 |
| | 2 | 1.87 | 1.82 | 1.92 | 0.00 | 1.09 | 0.00 | 0.34 | 0.59 | 0.85 | 1.36 | 6.69 | 5.41 | 0.00 | 1.17 | 0.00 | 0.36 | 0.65 | 0.53 | 4.81 | 1.99 | 7.75 |
| | 3 | 2.38 | 2.60 | 2.15 | 0.00 | 1.05 | 0.00 | 0.55 | 0.37 | 1.22 | 1.90 | 2.58 | 15.76 | 0.00 | 1.07 | 0.00 | 0.00 | 0.72 | 0.00 | 2.70 | 3.61 | 11.24 |
| | 4 | 2.24 | 2.41 | 2.06 | 0.00 | 0.00 | 0.00 | 0.34 | 0.25 | 0.97 | 1.33 | 9.84 | 8.96 | 0.00 | 0.00 | 0.00 | 0.46 | 0.66 | 0.64 | 4.01 | 3.65 | 9.16 |
| | 5 | 2.12 | 3.04 | 1.20 | 0.00 | 1.84 | 0.00 | 0.41 | 0.18 | 1.35 | 2.53 | 10.62 | 10.40 | 0.00 | 0.91 | 0.42 | 0.00 | 0.00 | 1.38 | 3.71 | 2.00 | 2.36 |
| | 6 | 3.21 | 3.82 | 2.61 | 0.00 | 2.80 | 0.00 | 1.09 | 0.43 | 2.15 | 1.43 | 7.20 | 19.26 | 0.00 | 0.80 | 0.43 | 0.20 | 0.49 | 1.35 | 4.25 | 6.12 | 9.87 |
| | 7 | 4.26 | 5.60 | 2.93 | 0.00 | 3.46 | 0.41 | 0.20 | 0.18 | 0.63 | 4.68 | 9.53 | 31.31 | 0.00 | 0.00 | 0.47 | 0.00 | 0.76 | 1.94 | 2.06 | 8.40 | 12.70 |
| | 8 | 2.90 | 3.04 | 2.76 | 0.00 | 5.81 | 1.11 | 0.00 | 0.45 | 0.61 | 2.45 | 10.17 | 6.76 | 0.00 | 4.43 | 1.17 | 0.00 | 0.83 | 2.77 | 1.43 | 4.56 | 9.69 |
| | 9 | 3.26 | 2.97 | 3.54 | 0.00 | 5.59 | 0.37 | 0.00 | 0.25 | 2.26 | 2.66 | 6.54 | 9.08 | 0.00 | 3.18 | 0.76 | 0.00 | 1.09 | 2.32 | 3.68 | 8.85 | 12.03 |
| | 10 | 3.89 | 5.13 | 2.65 | 0.00 | 4.03 | 0.00 | 0.21 | 1.35 | 1.26 | 3.55 | 11.01 | 24.76 | 0.00 | 1.23 | 1.49 | 0.94 | 1.19 | 3.67 | 2.95 | 2.18 | 10.23 |
| | 11 | 4.12 | 5.90 | 2.34 | 4.05 | 7.12 | 1.11 | 0.90 | 0.91 | 3.28 | 3.78 | 10.46 | 21.46 | 0.00 | 3.73 | 0.00 | 0.49 | 0.70 | 1.80 | 2.35 | 5.19 | 6.82 |
| | 12 | 4.21 | 3.99 | 4.43 | 5.95 | 3.04 | 0.76 | 0.40 | 1.66 | 1.33 | 4.15 | 5.40 | 13.26 | 0.00 | 1.81 | 0.38 | 0.37 | 1.40 | 1.96 | 4.51 | 7.42 | 22.04 |
| | 13 | 2.56 | 3.16 | 1.95 | 0.00 | 0.68 | 0.37 | 0.70 | 0.29 | 1.60 | 4.79 | 3.12 | 16.95 | 0.00 | 0.00 | 0.73 | 0.00 | 1.13 | 1.54 | 1.12 | 4.32 | 8.68 |
| Quarter | 1 | 2.50 | 3.02 | 1.98 | 0.00 | 0.97 | 0.00 | 0.43 | 0.30 | 1.13 | 2.25 | 4.79 | 17.29 | 0.00 | 1.08 | 0.28 | 0.11 | 0.68 | 0.46 | 3.18 | 2.86 | 9.17 |
| | 2 | 2.75 | 3.38 | 2.11 | 0.00 | 1.71 | 0.00 | 0.63 | 0.32 | 1.37 | 1.86 | 9.36 | 15.19 | 0.00 | 0.53 | 0.41 | 0.20 | 0.43 | 1.31 | 3.94 | 4.29 | 7.89 |
| | 3 | 3.15 | 3.44 | 2.86 | 0.00 | 4.89 | 0.58 | 0.00 | 0.50 | 1.18 | 3.16 | 8.11 | 12.57 | 0.00 | 2.72 | 0.81 | 0.06 | 0.86 | 2.38 | 2.08 | 6.41 | 10.41 |
| | 4 | 3.89 | 4.82 | 2.95 | 2.86 | 3.69 | 0.64 | 0.63 | 0.93 | 2.04 | 4.29 | 7.75 | 20.57 | 0.00 | 1.58 | 0.54 | 0.46 | 1.16 | 2.10 | 3.00 | 5.12 | 12.59 |
| Year | 15/16 | 3.09 | 3.69 | 2.48 | 0.75 | 2.83 | 0.31 | 0.43 | 0.52 | 1.44 | 2.92 | 7.51 | 16.48 | 0.00 | 1.48 | 0.51 | 0.21 | 0.79 | 1.57 | 3.05 | 4.68 | 10.07 |
| Episodes | F/N | 985.00 | 488.00 | 497.00 | 2.00 | 40.00 | 11.00 | 17.00 | 48.00 | 108.00 | 77.00 | 109.00 | 76.00 | 0.00 | 19.00 | 17.00 | 8.00 | 70.00 | 121.00 | 84.00 | 81.00 | 97.00 |

Mean weekly incidence rate per 100,000 Persons.

Pneumonia and Pneumonitis (ICD10: J12-J18)

| | | | All ages | | | Male | | | | | | | | | Female | | | | | | | | |
|-------------------|----------|-------|---------------|----------|----------|-------|--------|---------|----------|----------|----------|----------|----------|--------|--------|--------|---------|----------|----------|----------|----------|----------|--------|
| | | | Male & Female | Male | Female | <1yr | 1-4yrs | 5-14yrs | 15-24yrs | 25-44yrs | 45-64yrs | 65-74yrs | 75-84yrs | 85+yrs | <1yr | 1-4yrs | 5-14yrs | 15-24yrs | 25-44yrs | 45-64yrs | 65-74yrs | 75-84yrs | 85+yrs |
| North | Quarter | 1 | 46.31 | 20.84 | 71.78 | 0.00 | 11.58 | 19.65 | 11.21 | 17.80 | 23.66 | 34.79 | 35.49 | 33.40 | 427.35 | 23.64 | 10.46 | 22.26 | 24.05 | 23.20 | 31.92 | 36.83 | 46.34 |
| | | 2 | 26.20 | 24.01 | 28.38 | 0.00 | 29.65 | 12.01 | 13.19 | 16.62 | 22.84 | 30.18 | 37.71 | 53.91 | 49.97 | 25.28 | 8.67 | 19.02 | 20.84 | 25.53 | 25.65 | 38.26 | 42.24 |
| | | 3 | 30.21 | 28.70 | 31.73 | 46.87 | 38.16 | 14.59 | 11.33 | 20.31 | 24.33 | 31.14 | 31.01 | 40.53 | 70.08 | 22.73 | 12.24 | 18.43 | 21.03 | 30.51 | 36.61 | 37.33 | 36.58 |
| | | 4 | 31.92 | 30.88 | 32.97 | 66.45 | 16.69 | 14.61 | 15.50 | 18.75 | 24.98 | 39.18 | 37.88 | 43.88 | 65.36 | 18.62 | 14.24 | 16.61 | 26.98 | 31.16 | 40.66 | 41.54 | 41.54 |
| | Year | 15/16 | 33.63 | 26.20 | 41.06 | 29.05 | 23.88 | 15.20 | 12.86 | 18.38 | 23.97 | 33.92 | 35.57 | 42.95 | 151.53 | 22.49 | 11.46 | 19.03 | 23.30 | 27.67 | 33.84 | 38.55 | 41.67 |
| | Episodes | F/N | 4,319.00 | 1,994.00 | 2,325.00 | 22.00 | 96.00 | 142.00 | 173.00 | 434.00 | 571.00 | 313.00 | 172.00 | 71.00 | 26.00 | 81.00 | 106.00 | 243.00 | 519.00 | 663.00 | 333.00 | 230.00 | 124.00 |
| South | Quarter | 1 | 19.34 | 21.51 | 17.17 | 0.00 | 22.49 | 7.78 | 16.15 | 21.47 | 23.29 | 27.30 | 31.29 | 43.80 | 0.00 | 14.97 | 7.72 | 15.86 | 16.21 | 18.97 | 22.26 | 29.03 | 29.48 |
| | | 2 | 18.83 | 18.82 | 18.85 | 0.00 | 19.22 | 8.84 | 13.82 | 14.33 | 17.80 | 29.16 | 30.39 | 35.79 | 0.00 | 19.05 | 7.28 | 13.89 | 18.41 | 22.66 | 22.21 | 36.85 | 29.29 |
| | | 3 | 30.39 | 29.75 | 31.03 | 60.81 | 34.64 | 12.73 | 15.95 | 18.63 | 20.63 | 25.71 | 34.32 | 44.31 | 56.38 | 27.17 | 16.31 | 19.38 | 23.33 | 29.94 | 24.54 | 41.29 | 40.92 |
| | | 4 | 26.87 | 27.55 | 26.19 | 39.27 | 29.39 | 14.12 | 12.56 | 18.21 | 27.76 | 28.10 | 38.35 | 40.14 | 34.28 | 15.54 | 16.05 | 27.86 | 21.66 | 29.97 | 29.97 | 32.75 | 27.60 |
| | Year | 15/16 | 23.91 | 24.46 | 23.36 | 25.29 | 26.49 | 10.93 | 14.58 | 18.16 | 22.47 | 27.58 | 33.68 | 40.99 | 22.89 | 19.11 | 11.92 | 19.41 | 19.94 | 25.47 | 24.84 | 34.94 | 31.74 |
| | Episodes | F/N | 3,130.00 | 1,493.00 | 1,637.00 | 11.00 | 84.00 | 91.00 | 139.00 | 328.00 | 431.00 | 209.00 | 137.00 | 63.00 | 9.00 | 57.00 | 92.00 | 175.00 | 355.00 | 491.00 | 198.00 | 171.00 | 89.00 |
| London | Quarter | 1 | 23.58 | 23.53 | 23.63 | 0.00 | 26.30 | 14.93 | 13.94 | 13.72 | 25.05 | 27.42 | 40.99 | 49.42 | 0.00 | 23.81 | 10.54 | 15.68 | 16.64 | 26.12 | 41.88 | 38.07 | 39.94 |
| | | 2 | 28.21 | 30.29 | 26.13 | 42.62 | 41.61 | 14.41 | 12.84 | 18.35 | 24.11 | 34.98 | 34.81 | 48.86 | 39.65 | 35.45 | 16.92 | 15.69 | 19.37 | 28.75 | 37.44 | 19.95 | 22.00 |
| | | 3 | 33.58 | 29.78 | 37.38 | 69.70 | 41.15 | 15.83 | 11.23 | 17.69 | 24.85 | 27.86 | 31.44 | 28.22 | 59.52 | 47.39 | 13.47 | 14.44 | 17.48 | 31.03 | 40.97 | 49.41 | 62.74 |
| | | 4 | 33.48 | 30.95 | 36.02 | 59.36 | 30.69 | 17.46 | 16.69 | 14.65 | 26.38 | 22.46 | 47.73 | 43.10 | 38.76 | 40.09 | 15.49 | 17.78 | 21.50 | 33.58 | 50.13 | 54.13 | 52.74 |
| | Year | 15/16 | 29.78 | 28.68 | 30.89 | 43.23 | 34.86 | 15.69 | 13.73 | 16.08 | 25.12 | 28.07 | 38.91 | 42.41 | 34.56 | 36.75 | 14.13 | 15.94 | 18.80 | 29.94 | 42.75 | 40.65 | 44.51 |
| | Episodes | F/N | 2,989.00 | 1,353.00 | 1,636.00 | 25.00 | 134.00 | 125.00 | 100.00 | 426.00 | 350.00 | 91.00 | 73.00 | 29.00 | 17.00 | 142.00 | 109.00 | 127.00 | 532.00 | 398.00 | 160.00 | 99.00 | 52.00 |
| Midlands And East | Quarter | 1 | 33.14 | 24.96 | 41.33 | 0.00 | 43.80 | 14.59 | 15.18 | 17.38 | 19.42 | 29.87 | 34.01 | 50.37 | 132.63 | 38.72 | 10.34 | 23.17 | 24.42 | 25.62 | 31.63 | 41.15 | 44.29 |
| | | 2 | 29.32 | 31.56 | 27.07 | 24.42 | 53.86 | 10.10 | 16.35 | 15.71 | 18.08 | 26.32 | 38.55 | 80.69 | 24.81 | 22.88 | 13.32 | 24.15 | 24.08 | 25.15 | 25.79 | 38.21 | 45.21 |
| | | 3 | 36.90 | 41.16 | 32.63 | 82.29 | 47.83 | 19.06 | 10.97 | 25.04 | 27.26 | 27.99 | 42.50 | 87.53 | 29.33 | 43.97 | 16.74 | 23.60 | 22.89 | 32.79 | 33.13 | 40.56 | 50.70 |
| | | 4 | 29.70 | 30.69 | 28.72 | 49.69 | 33.10 | 19.14 | 12.36 | 16.52 | 23.23 | 29.42 | 44.47 | 48.28 | 27.65 | 28.03 | 10.74 | 21.84 | 24.05 | 26.95 | 35.14 | 47.60 | 36.44 |
| | Year | 15/16 | 32.22 | 32.07 | 32.37 | 39.30 | 44.43 | 15.79 | 13.69 | 18.62 | 22.02 | 28.42 | 39.97 | 66.37 | 53.11 | 33.30 | 12.75 | 23.16 | 23.86 | 27.61 | 31.49 | 41.99 | 44.01 |
| | Episodes | F/N | 3,344.00 | 1,529.00 | 1,815.00 | 13.00 | 138.00 | 126.00 | 105.00 | 305.00 | 399.00 | 201.00 | 150.00 | 92.00 | 7.00 | 101.00 | 97.00 | 164.00 | 406.00 | 501.00 | 236.00 | 190.00 | 113.00 |

Mean weekly incidence rate per 100,000 Persons.

Respiratory System Diseases (ICD10: J00-J99)

| | | All ages | | | Male | | | | | | | | | Female | | | | | | | | |
|-----------------|-------|---------------|----------|-----------|---------|----------|----------|----------|----------|----------|----------|----------|---------|---------|----------|----------|----------|----------|----------|----------|----------|---------|
| | | Male & Female | Male | Female | <1yr | 1-4yrs | 5-14yrs | 15-24yrs | 25-44yrs | 45-64yrs | 65-74yrs | 75-84yrs | 85+yrs | <1yr | 1-4yrs | 5-14yrs | 15-24yrs | 25-44yrs | 45-64yrs | 65-74yrs | 75-84yrs | 85+yrs |
| 4 weekly | 1 | 319.35 | 303.17 | 335.53 | 0.00 | 976.89 | 344.85 | 177.99 | 155.84 | 145.68 | 239.16 | 288.28 | 399.82 | 0.00 | 843.47 | 334.88 | 298.13 | 292.40 | 254.70 | 279.87 | 322.12 | 394.24 |
| | 2 | 348.24 | 324.70 | 371.77 | 390.63 | 755.55 | 437.37 | 218.37 | 176.82 | 135.18 | 196.33 | 272.11 | 339.94 | 781.25 | 589.18 | 346.29 | 327.94 | 293.29 | 209.52 | 229.10 | 249.36 | 320.03 |
| | 3 | 320.39 | 293.27 | 347.51 | 562.65 | 744.82 | 244.47 | 131.82 | 122.80 | 122.09 | 191.10 | 243.85 | 275.85 | 813.03 | 670.38 | 258.51 | 235.19 | 227.90 | 184.76 | 210.89 | 239.34 | 287.62 |
| | 4 | 247.86 | 259.85 | 235.87 | 622.05 | 539.42 | 135.86 | 118.19 | 104.02 | 112.61 | 166.40 | 237.87 | 302.27 | 269.07 | 432.80 | 114.19 | 209.94 | 180.16 | 167.53 | 211.88 | 260.23 | 277.06 |
| | 5 | 347.42 | 349.43 | 345.42 | 935.92 | 824.09 | 217.99 | 149.15 | 108.92 | 119.13 | 199.47 | 259.09 | 331.13 | 682.78 | 737.75 | 220.87 | 251.37 | 208.05 | 193.29 | 245.73 | 242.20 | 326.72 |
| | 6 | 529.68 | 509.77 | 549.59 | 1215.81 | 1449.18 | 310.14 | 155.25 | 149.07 | 170.04 | 268.49 | 376.24 | 493.71 | 1129.99 | 1336.69 | 333.53 | 309.71 | 302.40 | 312.87 | 297.96 | 388.21 | 534.93 |
| | 7 | 593.07 | 571.34 | 614.80 | 1546.41 | 1698.93 | 309.94 | 153.53 | 145.24 | 172.29 | 261.62 | 376.00 | 478.07 | 1482.54 | 1656.01 | 316.82 | 299.59 | 281.53 | 270.70 | 355.83 | 384.25 | 485.93 |
| | 8 | 819.33 | 837.05 | 801.62 | 3269.56 | 1993.14 | 460.29 | 176.27 | 164.98 | 189.32 | 321.49 | 387.58 | 570.83 | 2433.44 | 1927.17 | 459.31 | 333.80 | 350.29 | 347.03 | 411.63 | 425.91 | 525.97 |
| | 9 | 627.71 | 614.78 | 640.64 | 1919.72 | 1134.30 | 303.01 | 199.20 | 192.24 | 241.78 | 387.51 | 527.96 | 627.32 | 1579.13 | 1029.91 | 342.53 | 307.25 | 369.41 | 402.52 | 433.37 | 562.80 | 738.87 |
| | 10 | 737.02 | 728.10 | 745.95 | 2175.56 | 1715.95 | 556.57 | 226.30 | 218.35 | 271.47 | 366.63 | 432.14 | 589.92 | 1710.02 | 1540.66 | 559.54 | 396.87 | 460.50 | 465.32 | 466.75 | 492.78 | 621.13 |
| | 11 | 696.38 | 682.53 | 710.23 | 1892.41 | 1548.69 | 492.67 | 254.07 | 226.00 | 272.60 | 385.88 | 455.68 | 614.78 | 1586.40 | 1400.87 | 521.39 | 411.03 | 479.63 | 446.33 | 447.17 | 491.90 | 607.32 |
| | 12 | 625.53 | 607.45 | 643.60 | 1774.35 | 1239.24 | 493.59 | 216.02 | 224.21 | 228.73 | 353.54 | 414.58 | 522.83 | 1343.75 | 1190.61 | 532.75 | 374.30 | 414.63 | 382.26 | 461.97 | 485.81 | 606.30 |
| | 13 | 487.70 | 478.36 | 497.04 | 1529.42 | 918.50 | 329.35 | 178.37 | 156.82 | 172.10 | 290.12 | 303.21 | 427.35 | 1301.51 | 822.15 | 326.53 | 300.62 | 306.58 | 284.96 | 354.10 | 386.83 | 390.11 |
| Quarter | 1 | 328.56 | 306.75 | 350.37 | 293.31 | 837.38 | 342.43 | 176.21 | 152.13 | 135.19 | 211.19 | 269.63 | 343.25 | 490.55 | 711.97 | 314.89 | 287.94 | 272.83 | 219.28 | 243.02 | 274.26 | 338.60 |
| | 2 | 386.87 | 382.83 | 390.91 | 939.10 | 988.65 | 227.54 | 140.31 | 122.29 | 137.26 | 214.56 | 295.05 | 380.73 | 727.99 | 885.35 | 228.52 | 258.65 | 233.28 | 227.82 | 260.28 | 302.60 | 393.71 |
| | 3 | 701.39 | 697.75 | 705.02 | 2325.41 | 1625.09 | 397.96 | 186.25 | 176.28 | 213.44 | 332.20 | 443.10 | 580.02 | 1864.47 | 1542.27 | 407.60 | 328.84 | 354.12 | 361.57 | 410.96 | 472.51 | 602.85 |
| | 4 | 621.39 | 607.65 | 635.13 | 1791.87 | 1304.79 | 450.45 | 218.57 | 205.57 | 231.51 | 349.77 | 391.81 | 524.50 | 1455.18 | 1195.67 | 474.31 | 367.18 | 412.61 | 387.79 | 429.95 | 457.65 | 535.87 |
| Year | 15/16 | 511.66 | 500.80 | 522.53 | 1346.00 | 1191.16 | 356.40 | 181.06 | 164.85 | 180.33 | 278.30 | 350.69 | 458.40 | 1140.60 | 1085.93 | 358.55 | 311.72 | 319.99 | 300.79 | 337.83 | 378.28 | 469.04 |
| Episodes | F/N | 192176.00 | 81056.00 | 111120.00 | 2446.00 | 16874.00 | 12137.00 | 6760.00 | 14000.00 | 13701.00 | 7602.00 | 5126.00 | 2410.00 | 1947.00 | 14907.00 | 11753.00 | 11624.00 | 27246.00 | 22590.00 | 9815.00 | 6698.00 | 4540.00 |

Mean weekly incidence rate per 100,000 Persons.

Respiratory System Diseases (ICD10: J00-J99)

| | | All ages | | | Male | | | | | | | | | Female | | | | | | | | | |
|-------------------|----------|---------------|-----------|-----------|-----------|----------|----------|----------|----------|----------|----------|----------|----------|--------|----------|----------|----------|----------|----------|----------|----------|----------|----------|
| | | Male & Female | Male | Female | <1yr | 1-4yrs | 5-14yrs | 15-24yrs | 25-44yrs | 45-64yrs | 65-74yrs | 75-84yrs | 85+yrs | <1yr | 1-4yrs | 5-14yrs | 15-24yrs | 25-44yrs | 45-64yrs | 65-74yrs | 75-84yrs | 85+yrs | |
| North | Quarter | 1 | 344.13 | 340.94 | 347.32 | 389.91 | 983.55 | 331.64 | 184.13 | 164.38 | 139.17 | 223.52 | 289.09 | 363.06 | 192.31 | 754.42 | 347.29 | 328.28 | 320.95 | 246.77 | 250.65 | 340.23 | 344.94 |
| | | 2 | 383.35 | 368.01 | 398.70 | 843.17 | 942.86 | 202.82 | 134.54 | 124.81 | 141.26 | 229.61 | 322.28 | 370.70 | 612.53 | 950.36 | 228.65 | 278.07 | 251.85 | 246.34 | 267.87 | 319.82 | 432.83 |
| | | 3 | 716.84 | 721.55 | 712.13 | 2,496.59 | 1,613.50 | 376.28 | 174.42 | 179.71 | 235.16 | 349.31 | 480.36 | 588.63 | 1,795.51 | 1,535.81 | 391.32 | 316.13 | 377.10 | 401.14 | 436.97 | 508.47 | 646.74 |
| | | 4 | 650.09 | 638.71 | 661.47 | 2,064.27 | 1,309.71 | 425.76 | 206.29 | 214.53 | 234.24 | 354.26 | 400.75 | 538.61 | 1,684.95 | 1,170.27 | 459.52 | 333.27 | 418.98 | 394.24 | 438.68 | 473.50 | 579.81 |
| | Year | 15/16 | 525.99 | 519.59 | 532.39 | 1,460.10 | 1,214.24 | 335.85 | 175.44 | 171.68 | 188.34 | 290.40 | 373.64 | 466.63 | 1,082.90 | 1,103.99 | 358.63 | 314.30 | 343.67 | 323.49 | 350.24 | 411.70 | 502.57 |
| | Episodes | F/N | 61,262.00 | 25,418.00 | 35,844.00 | 825.00 | 4,808.00 | 3,285.00 | 2,309.00 | 4,120.00 | 4,641.00 | 2,781.00 | 1,874.00 | 775.00 | 613.00 | 4,214.00 | 3,402.00 | 4,188.00 | 7,890.00 | 7,878.00 | 3,582.00 | 2,513.00 | 1,564.00 |
| South | Quarter | 1 | 267.23 | 257.49 | 276.97 | 76.16 | 766.81 | 292.09 | 161.91 | 145.35 | 123.17 | 181.74 | 241.48 | 328.73 | 160.26 | 633.94 | 255.99 | 264.60 | 250.47 | 190.30 | 200.60 | 217.25 | 319.30 |
| | | 2 | 382.67 | 382.37 | 382.98 | 1,086.97 | 944.96 | 201.23 | 134.37 | 116.36 | 118.88 | 193.03 | 264.11 | 381.41 | 846.03 | 819.93 | 206.75 | 245.53 | 238.34 | 195.25 | 229.00 | 270.08 | 395.87 |
| | | 3 | 723.07 | 714.62 | 731.52 | 2,676.00 | 1,634.04 | 336.10 | 191.77 | 177.03 | 202.46 | 299.35 | 396.69 | 518.18 | 2,246.60 | 1,532.73 | 372.84 | 368.12 | 348.70 | 324.56 | 380.72 | 410.28 | 599.14 |
| | | 4 | 617.70 | 611.63 | 623.77 | 1,876.42 | 1,313.27 | 419.15 | 225.43 | 212.06 | 228.01 | 343.76 | 401.92 | 484.66 | 1,422.43 | 1,217.21 | 434.09 | 383.70 | 429.25 | 383.02 | 409.35 | 404.28 | 530.63 |
| | Year | 15/16 | 499.93 | 493.80 | 506.07 | 1,437.33 | 1,167.57 | 314.16 | 179.26 | 163.63 | 169.26 | 256.16 | 327.48 | 429.31 | 1,173.62 | 1,054.09 | 319.62 | 316.77 | 318.81 | 275.35 | 306.89 | 326.96 | 462.54 |
| | Episodes | F/N | 43,949.00 | 18,723.00 | 25,226.00 | 545.00 | 3,713.00 | 2,615.00 | 1,722.00 | 2,971.00 | 3,241.00 | 1,936.00 | 1,321.00 | 659.00 | 427.00 | 3,155.00 | 2,510.00 | 2,834.00 | 5,689.00 | 5,277.00 | 2,447.00 | 1,598.00 | 1,289.00 |
| London | Quarter | 1 | 360.81 | 359.28 | 362.34 | 480.77 | 948.31 | 429.38 | 184.57 | 154.53 | 151.96 | 239.56 | 272.00 | 372.47 | 289.79 | 843.47 | 394.34 | 288.22 | 262.34 | 246.73 | 288.19 | 297.89 | 350.07 |
| | | 2 | 435.80 | 434.25 | 437.35 | 1,089.79 | 1,141.78 | 303.18 | 157.36 | 124.68 | 159.16 | 238.64 | 327.00 | 366.64 | 880.25 | 1,035.94 | 283.58 | 245.41 | 221.33 | 253.71 | 304.07 | 364.29 | 347.58 |
| | | 3 | 692.82 | 672.14 | 713.50 | 2,024.37 | 1,681.80 | 510.41 | 190.46 | 160.28 | 209.58 | 341.41 | 476.31 | 454.66 | 1,761.41 | 1,665.60 | 497.65 | 275.05 | 308.83 | 371.52 | 441.33 | 533.47 | 566.64 |
| | | 4 | 630.06 | 603.73 | 656.38 | 1,644.94 | 1,391.53 | 540.14 | 209.56 | 181.76 | 229.06 | 349.75 | 392.10 | 494.73 | 1,460.48 | 1,294.28 | 570.88 | 335.03 | 350.81 | 385.74 | 461.04 | 515.59 | 533.57 |
| | Year | 15/16 | 531.76 | 518.98 | 544.54 | 1,316.29 | 1,292.75 | 447.56 | 185.94 | 155.81 | 188.23 | 293.42 | 367.33 | 423.50 | 1,104.82 | 1,211.42 | 439.14 | 286.85 | 287.05 | 315.77 | 375.31 | 429.47 | 451.05 |
| | Episodes | F/N | 45,984.00 | 19,494.00 | 26,490.00 | 696.00 | 5,068.00 | 3,612.00 | 1,349.00 | 4,175.00 | 2,656.00 | 966.00 | 681.00 | 291.00 | 603.00 | 4,688.00 | 3,454.00 | 2,305.00 | 8,202.00 | 4,248.00 | 1,418.00 | 1,041.00 | 531.00 |
| Midlands And East | Quarter | 1 | 342.07 | 269.27 | 414.86 | 226.42 | 650.84 | 316.61 | 174.22 | 144.25 | 126.46 | 199.96 | 275.96 | 308.75 | 1,319.83 | 616.04 | 261.93 | 270.65 | 257.56 | 193.33 | 232.65 | 241.66 | 340.09 |
| | | 2 | 345.66 | 346.71 | 344.62 | 736.46 | 925.01 | 202.91 | 134.98 | 123.32 | 129.73 | 196.94 | 266.83 | 404.18 | 573.14 | 735.16 | 195.10 | 265.60 | 221.59 | 215.98 | 240.21 | 256.24 | 398.54 |
| | | 3 | 672.81 | 682.68 | 662.94 | 2,104.68 | 1,571.01 | 369.05 | 188.34 | 188.11 | 206.56 | 338.72 | 419.05 | 758.63 | 1,654.37 | 1,434.96 | 368.59 | 356.08 | 381.85 | 349.07 | 384.80 | 437.83 | 598.87 |
| | | 4 | 587.72 | 576.52 | 598.92 | 1,581.86 | 1,204.65 | 416.73 | 233.02 | 213.92 | 234.74 | 351.31 | 372.46 | 580.00 | 1,252.87 | 1,100.91 | 432.75 | 416.72 | 451.39 | 388.17 | 410.75 | 437.22 | 499.46 |
| | Year | 15/16 | 488.96 | 470.83 | 507.10 | 1,170.27 | 1,090.08 | 328.03 | 183.59 | 168.28 | 175.51 | 273.23 | 334.31 | 514.15 | 1,201.05 | 974.20 | 316.82 | 328.95 | 330.43 | 288.55 | 318.87 | 345.01 | 460.00 |
| | Episodes | F/N | 40,981.00 | 17,421.00 | 23,560.00 | 380.00 | 3,285.00 | 2,625.00 | 1,380.00 | 2,734.00 | 3,163.00 | 1,919.00 | 1,250.00 | 685.00 | 304.00 | 2,850.00 | 2,387.00 | 2,297.00 | 5,465.00 | 5,187.00 | 2,368.00 | 1,546.00 | 1,156.00 |

Mean weekly incidence rate per 100,000 Persons.

Rubella (ICD10: B06)

| | | All ages | | | Male | | | | | | | | | Female | | | | | | | | | |
|----------|-------|---------------|------|--------|------|--------|---------|----------|----------|----------|----------|----------|--------|--------|--------|---------|----------|----------|----------|----------|----------|--------|------|
| | | Male & Female | Male | Female | <1yr | 1-4yrs | 5-14yrs | 15-24yrs | 25-44yrs | 45-64yrs | 65-74yrs | 75-84yrs | 85+yrs | <1yr | 1-4yrs | 5-14yrs | 15-24yrs | 25-44yrs | 45-64yrs | 65-74yrs | 75-84yrs | 85+yrs | |
| 4 weekly | 1 | 0.00 | 0.00 | 0.00 | 0.00 | 0.00 | 0.00 | 0.00 | 0.00 | 0.00 | 0.00 | 0.00 | 0.00 | 0.00 | 0.00 | 0.00 | 0.00 | 0.00 | 0.00 | 0.00 | 0.00 | 0.00 | 0.00 |
| | 2 | 0.00 | 0.00 | 0.00 | 0.00 | 0.00 | 0.00 | 0.00 | 0.00 | 0.00 | 0.00 | 0.00 | 0.00 | 0.00 | 0.00 | 0.00 | 0.00 | 0.00 | 0.00 | 0.00 | 0.00 | 0.00 | 0.00 |
| | 3 | 0.00 | 0.00 | 0.00 | 0.00 | 0.00 | 0.00 | 0.00 | 0.00 | 0.00 | 0.00 | 0.00 | 0.00 | 0.00 | 0.00 | 0.00 | 0.00 | 0.00 | 0.00 | 0.00 | 0.00 | 0.00 | 0.00 |
| | 4 | 0.00 | 0.00 | 0.00 | 0.00 | 0.00 | 0.00 | 0.00 | 0.00 | 0.00 | 0.00 | 0.00 | 0.00 | 0.00 | 0.00 | 0.00 | 0.00 | 0.00 | 0.00 | 0.00 | 0.00 | 0.00 | 0.00 |
| | 5 | 0.00 | 0.00 | 0.00 | 0.00 | 0.00 | 0.00 | 0.00 | 0.00 | 0.00 | 0.00 | 0.00 | 0.00 | 0.00 | 0.00 | 0.00 | 0.00 | 0.00 | 0.00 | 0.00 | 0.00 | 0.00 | 0.00 |
| | 6 | 0.00 | 0.00 | 0.00 | 0.00 | 0.00 | 0.00 | 0.00 | 0.00 | 0.00 | 0.00 | 0.00 | 0.00 | 0.00 | 0.00 | 0.00 | 0.00 | 0.00 | 0.00 | 0.00 | 0.00 | 0.00 | 0.00 |
| | 7 | 0.00 | 0.00 | 0.00 | 0.00 | 0.00 | 0.00 | 0.00 | 0.00 | 0.00 | 0.00 | 0.00 | 0.00 | 0.00 | 0.00 | 0.00 | 0.00 | 0.00 | 0.00 | 0.00 | 0.00 | 0.00 | 0.00 |
| | 8 | 0.04 | 0.00 | 0.09 | 0.00 | 0.00 | 0.00 | 0.00 | 0.00 | 0.00 | 0.00 | 0.00 | 0.00 | 0.00 | 0.00 | 0.80 | 0.00 | 0.00 | 0.00 | 0.00 | 0.00 | 0.00 | 0.00 |
| | 9 | 0.00 | 0.00 | 0.00 | 0.00 | 0.00 | 0.00 | 0.00 | 0.00 | 0.00 | 0.00 | 0.00 | 0.00 | 0.00 | 0.00 | 0.00 | 0.00 | 0.00 | 0.00 | 0.00 | 0.00 | 0.00 | 0.00 |
| | 10 | 0.00 | 0.00 | 0.00 | 0.00 | 0.00 | 0.00 | 0.00 | 0.00 | 0.00 | 0.00 | 0.00 | 0.00 | 0.00 | 0.00 | 0.00 | 0.00 | 0.00 | 0.00 | 0.00 | 0.00 | 0.00 | 0.00 |
| | 11 | 0.30 | 0.00 | 0.59 | 0.00 | 0.00 | 0.00 | 0.00 | 0.00 | 0.00 | 0.00 | 0.00 | 0.00 | 0.00 | 5.00 | 0.00 | 0.32 | 0.00 | 0.00 | 0.00 | 0.00 | 0.00 | 0.00 |
| | 12 | 0.00 | 0.00 | 0.00 | 0.00 | 0.00 | 0.00 | 0.00 | 0.00 | 0.00 | 0.00 | 0.00 | 0.00 | 0.00 | 0.00 | 0.00 | 0.00 | 0.00 | 0.00 | 0.00 | 0.00 | 0.00 | 0.00 |
| | 13 | 0.00 | 0.00 | 0.00 | 0.00 | 0.00 | 0.00 | 0.00 | 0.00 | 0.00 | 0.00 | 0.00 | 0.00 | 0.00 | 0.00 | 0.00 | 0.00 | 0.00 | 0.00 | 0.00 | 0.00 | 0.00 | 0.00 |
| Quarter | 1 | 0.00 | 0.00 | 0.00 | 0.00 | 0.00 | 0.00 | 0.00 | 0.00 | 0.00 | 0.00 | 0.00 | 0.00 | 0.00 | 0.00 | 0.00 | 0.00 | 0.00 | 0.00 | 0.00 | 0.00 | 0.00 | |
| | 2 | 0.00 | 0.00 | 0.00 | 0.00 | 0.00 | 0.00 | 0.00 | 0.00 | 0.00 | 0.00 | 0.00 | 0.00 | 0.00 | 0.00 | 0.00 | 0.00 | 0.00 | 0.00 | 0.00 | 0.00 | 0.00 | |
| | 3 | 0.01 | 0.00 | 0.03 | 0.00 | 0.00 | 0.00 | 0.00 | 0.00 | 0.00 | 0.00 | 0.00 | 0.00 | 0.00 | 0.25 | 0.00 | 0.00 | 0.00 | 0.00 | 0.00 | 0.00 | 0.00 | |
| | 4 | 0.08 | 0.00 | 0.17 | 0.00 | 0.00 | 0.00 | 0.00 | 0.00 | 0.00 | 0.00 | 0.00 | 0.00 | 1.43 | 0.00 | 0.09 | 0.00 | 0.00 | 0.00 | 0.00 | 0.00 | 0.00 | |
| Year | 15/16 | 0.03 | 0.00 | 0.05 | 0.00 | 0.00 | 0.00 | 0.00 | 0.00 | 0.00 | 0.00 | 0.00 | 0.00 | 0.38 | 0.06 | 0.02 | 0.00 | 0.00 | 0.00 | 0.00 | 0.00 | | |
| Episodes | F/N | 3.00 | 0.00 | 3.00 | 0.00 | 0.00 | 0.00 | 0.00 | 0.00 | 0.00 | 0.00 | 0.00 | 0.00 | 1.00 | 1.00 | 1.00 | 0.00 | 0.00 | 0.00 | 0.00 | 0.00 | | |

Mean weekly incidence rate per 100,000 Persons.

Rubella (ICD10: B06)

| | | | All ages | | | Male | | | | | | | | | Female | | | | | | | | | |
|-------------------|----------|-------|---------------|------|--------|------|--------|---------|----------|----------|----------|----------|----------|--------|--------|--------|---------|----------|----------|----------|----------|----------|--------|------|
| | | | Male & Female | Male | Female | <1yr | 1-4yrs | 5-14yrs | 15-24yrs | 25-44yrs | 45-64yrs | 65-74yrs | 75-84yrs | 85+yrs | <1yr | 1-4yrs | 5-14yrs | 15-24yrs | 25-44yrs | 45-64yrs | 65-74yrs | 75-84yrs | 85+yrs | |
| North | Quarter | 1 | 0.00 | 0.00 | 0.00 | 0.00 | 0.00 | 0.00 | 0.00 | 0.00 | 0.00 | 0.00 | 0.00 | 0.00 | 0.00 | 0.00 | 0.00 | 0.00 | 0.00 | 0.00 | 0.00 | 0.00 | 0.00 | 0.00 |
| | | 2 | 0.00 | 0.00 | 0.00 | 0.00 | 0.00 | 0.00 | 0.00 | 0.00 | 0.00 | 0.00 | 0.00 | 0.00 | 0.00 | 0.00 | 0.00 | 0.00 | 0.00 | 0.00 | 0.00 | 0.00 | 0.00 | 0.00 |
| | | 3 | 0.05 | 0.00 | 0.11 | 0.00 | 0.00 | 0.00 | 0.00 | 0.00 | 0.00 | 0.00 | 0.00 | 0.00 | 0.00 | 0.99 | 0.00 | 0.00 | 0.00 | 0.00 | 0.00 | 0.00 | 0.00 | 0.00 |
| | | 4 | 0.34 | 0.00 | 0.67 | 0.00 | 0.00 | 0.00 | 0.00 | 0.00 | 0.00 | 0.00 | 0.00 | 0.00 | 0.00 | 5.71 | 0.00 | 0.36 | 0.00 | 0.00 | 0.00 | 0.00 | 0.00 | 0.00 |
| | Year | 15/16 | 0.10 | 0.00 | 0.21 | 0.00 | 0.00 | 0.00 | 0.00 | 0.00 | 0.00 | 0.00 | 0.00 | 0.00 | 1.51 | 0.24 | 0.10 | 0.00 | 0.00 | 0.00 | 0.00 | 0.00 | 0.00 | |
| | Episodes | F/N | 3.00 | 0.00 | 3.00 | 0.00 | 0.00 | 0.00 | 0.00 | 0.00 | 0.00 | 0.00 | 0.00 | 0.00 | 1.00 | 1.00 | 1.00 | 0.00 | 0.00 | 0.00 | 0.00 | 0.00 | 0.00 | |
| South | Quarter | 1 | 0.00 | 0.00 | 0.00 | 0.00 | 0.00 | 0.00 | 0.00 | 0.00 | 0.00 | 0.00 | 0.00 | 0.00 | 0.00 | 0.00 | 0.00 | 0.00 | 0.00 | 0.00 | 0.00 | 0.00 | 0.00 | 0.00 |
| | | 2 | 0.00 | 0.00 | 0.00 | 0.00 | 0.00 | 0.00 | 0.00 | 0.00 | 0.00 | 0.00 | 0.00 | 0.00 | 0.00 | 0.00 | 0.00 | 0.00 | 0.00 | 0.00 | 0.00 | 0.00 | 0.00 | 0.00 |
| | | 3 | 0.00 | 0.00 | 0.00 | 0.00 | 0.00 | 0.00 | 0.00 | 0.00 | 0.00 | 0.00 | 0.00 | 0.00 | 0.00 | 0.00 | 0.00 | 0.00 | 0.00 | 0.00 | 0.00 | 0.00 | 0.00 | 0.00 |
| | | 4 | 0.00 | 0.00 | 0.00 | 0.00 | 0.00 | 0.00 | 0.00 | 0.00 | 0.00 | 0.00 | 0.00 | 0.00 | 0.00 | 0.00 | 0.00 | 0.00 | 0.00 | 0.00 | 0.00 | 0.00 | 0.00 | 0.00 |
| | Year | 15/16 | 0.00 | 0.00 | 0.00 | 0.00 | 0.00 | 0.00 | 0.00 | 0.00 | 0.00 | 0.00 | 0.00 | 0.00 | 0.00 | 0.00 | 0.00 | 0.00 | 0.00 | 0.00 | 0.00 | 0.00 | 0.00 | |
| | Episodes | F/N | 0.00 | 0.00 | 0.00 | 0.00 | 0.00 | 0.00 | 0.00 | 0.00 | 0.00 | 0.00 | 0.00 | 0.00 | 0.00 | 0.00 | 0.00 | 0.00 | 0.00 | 0.00 | 0.00 | 0.00 | 0.00 | |
| London | Quarter | 1 | 0.00 | 0.00 | 0.00 | 0.00 | 0.00 | 0.00 | 0.00 | 0.00 | 0.00 | 0.00 | 0.00 | 0.00 | 0.00 | 0.00 | 0.00 | 0.00 | 0.00 | 0.00 | 0.00 | 0.00 | 0.00 | 0.00 |
| | | 2 | 0.00 | 0.00 | 0.00 | 0.00 | 0.00 | 0.00 | 0.00 | 0.00 | 0.00 | 0.00 | 0.00 | 0.00 | 0.00 | 0.00 | 0.00 | 0.00 | 0.00 | 0.00 | 0.00 | 0.00 | 0.00 | 0.00 |
| | | 3 | 0.00 | 0.00 | 0.00 | 0.00 | 0.00 | 0.00 | 0.00 | 0.00 | 0.00 | 0.00 | 0.00 | 0.00 | 0.00 | 0.00 | 0.00 | 0.00 | 0.00 | 0.00 | 0.00 | 0.00 | 0.00 | 0.00 |
| | | 4 | 0.00 | 0.00 | 0.00 | 0.00 | 0.00 | 0.00 | 0.00 | 0.00 | 0.00 | 0.00 | 0.00 | 0.00 | 0.00 | 0.00 | 0.00 | 0.00 | 0.00 | 0.00 | 0.00 | 0.00 | 0.00 | 0.00 |
| | Year | 15/16 | 0.00 | 0.00 | 0.00 | 0.00 | 0.00 | 0.00 | 0.00 | 0.00 | 0.00 | 0.00 | 0.00 | 0.00 | 0.00 | 0.00 | 0.00 | 0.00 | 0.00 | 0.00 | 0.00 | 0.00 | 0.00 | |
| | Episodes | F/N | 0.00 | 0.00 | 0.00 | 0.00 | 0.00 | 0.00 | 0.00 | 0.00 | 0.00 | 0.00 | 0.00 | 0.00 | 0.00 | 0.00 | 0.00 | 0.00 | 0.00 | 0.00 | 0.00 | 0.00 | 0.00 | |
| Midlands And East | Quarter | 1 | 0.00 | 0.00 | 0.00 | 0.00 | 0.00 | 0.00 | 0.00 | 0.00 | 0.00 | 0.00 | 0.00 | 0.00 | 0.00 | 0.00 | 0.00 | 0.00 | 0.00 | 0.00 | 0.00 | 0.00 | 0.00 | 0.00 |
| | | 2 | 0.00 | 0.00 | 0.00 | 0.00 | 0.00 | 0.00 | 0.00 | 0.00 | 0.00 | 0.00 | 0.00 | 0.00 | 0.00 | 0.00 | 0.00 | 0.00 | 0.00 | 0.00 | 0.00 | 0.00 | 0.00 | 0.00 |
| | | 3 | 0.00 | 0.00 | 0.00 | 0.00 | 0.00 | 0.00 | 0.00 | 0.00 | 0.00 | 0.00 | 0.00 | 0.00 | 0.00 | 0.00 | 0.00 | 0.00 | 0.00 | 0.00 | 0.00 | 0.00 | 0.00 | 0.00 |
| | | 4 | 0.00 | 0.00 | 0.00 | 0.00 | 0.00 | 0.00 | 0.00 | 0.00 | 0.00 | 0.00 | 0.00 | 0.00 | 0.00 | 0.00 | 0.00 | 0.00 | 0.00 | 0.00 | 0.00 | 0.00 | 0.00 | 0.00 |
| | Year | 15/16 | 0.00 | 0.00 | 0.00 | 0.00 | 0.00 | 0.00 | 0.00 | 0.00 | 0.00 | 0.00 | 0.00 | 0.00 | 0.00 | 0.00 | 0.00 | 0.00 | 0.00 | 0.00 | 0.00 | 0.00 | 0.00 | |
| | Episodes | F/N | 0.00 | 0.00 | 0.00 | 0.00 | 0.00 | 0.00 | 0.00 | 0.00 | 0.00 | 0.00 | 0.00 | 0.00 | 0.00 | 0.00 | 0.00 | 0.00 | 0.00 | 0.00 | 0.00 | 0.00 | 0.00 | |

Mean weekly incidence rate per 100,000 Persons.

Scabies (ICD10: B86)

| | | All ages | | | Male | | | | | | | | | Female | | | | | | | | |
|----------|-------|---------------|--------|--------|------|--------|---------|----------|----------|----------|----------|----------|--------|--------|--------|---------|----------|----------|----------|----------|----------|--------|
| | | Male & Female | Male | Female | <1yr | 1-4yrs | 5-14yrs | 15-24yrs | 25-44yrs | 45-64yrs | 65-74yrs | 75-84yrs | 85+yrs | <1yr | 1-4yrs | 5-14yrs | 15-24yrs | 25-44yrs | 45-64yrs | 65-74yrs | 75-84yrs | 85+yrs |
| 4 weekly | 1 | 1.12 | 1.11 | 1.14 | 0.00 | 1.69 | 2.25 | 2.08 | 1.68 | 1.66 | 0.00 | 0.62 | 0.00 | 0.00 | 1.77 | 1.05 | 3.36 | 1.73 | 1.00 | 0.31 | 0.00 | 1.01 |
| | 2 | 1.27 | 1.27 | 1.27 | 0.00 | 0.00 | 0.83 | 4.13 | 0.46 | 0.83 | 0.43 | 0.00 | 4.73 | 0.00 | 0.00 | 1.41 | 3.99 | 1.12 | 1.07 | 1.32 | 1.43 | 1.08 |
| | 3 | 0.80 | 0.72 | 0.89 | 0.00 | 1.76 | 1.53 | 0.85 | 0.89 | 0.56 | 0.00 | 0.89 | 0.00 | 0.00 | 1.04 | 0.93 | 2.11 | 0.91 | 1.12 | 0.40 | 1.45 | 0.00 |
| | 4 | 1.13 | 1.12 | 1.14 | 0.00 | 1.04 | 0.87 | 2.33 | 1.65 | 0.70 | 0.44 | 0.00 | 3.01 | 0.00 | 0.00 | 0.49 | 3.72 | 1.78 | 0.91 | 0.45 | 0.72 | 2.21 |
| | 5 | 1.25 | 0.95 | 1.55 | 0.00 | 1.84 | 1.72 | 3.40 | 1.05 | 0.58 | 0.00 | 0.00 | 0.00 | 0.00 | 2.21 | 2.66 | 2.32 | 1.62 | 2.07 | 1.58 | 1.44 | 0.00 |
| | 6 | 1.54 | 1.62 | 1.46 | 0.00 | 2.93 | 0.46 | 3.02 | 1.65 | 0.36 | 0.31 | 1.87 | 3.94 | 0.00 | 0.80 | 2.36 | 2.88 | 1.78 | 1.44 | 0.28 | 2.38 | 1.22 |
| | 7 | 2.28 | 2.23 | 2.33 | 0.00 | 3.13 | 5.55 | 4.04 | 1.63 | 1.60 | 2.34 | 1.77 | 0.00 | 0.00 | 0.98 | 4.81 | 6.96 | 2.28 | 1.78 | 1.46 | 1.50 | 1.16 |
| | 8 | 1.28 | 1.44 | 1.12 | 0.00 | 1.14 | 1.97 | 3.95 | 1.16 | 0.72 | 0.42 | 1.73 | 1.87 | 0.00 | 1.23 | 1.95 | 4.16 | 1.38 | 0.61 | 0.27 | 0.46 | 0.00 |
| | 9 | 1.57 | 1.89 | 1.25 | 0.00 | 4.62 | 2.41 | 4.92 | 1.61 | 1.06 | 2.42 | 0.00 | 0.00 | 0.00 | 1.99 | 1.24 | 2.84 | 3.03 | 1.32 | 0.31 | 0.52 | 0.00 |
| | 10 | 2.51 | 2.46 | 2.56 | 4.96 | 2.94 | 2.50 | 6.49 | 1.75 | 1.82 | 1.69 | 0.00 | 0.00 | 5.21 | 3.55 | 3.50 | 4.45 | 2.64 | 2.04 | 0.45 | 0.00 | 1.22 |
| | 11 | 1.52 | 1.36 | 1.68 | 0.00 | 1.03 | 0.37 | 3.71 | 1.79 | 1.09 | 3.58 | 0.63 | 0.00 | 0.00 | 1.99 | 2.39 | 5.18 | 2.40 | 1.30 | 0.78 | 0.00 | 1.06 |
| | 12 | 1.66 | 1.57 | 1.74 | 0.00 | 2.48 | 2.08 | 3.45 | 0.74 | 0.62 | 0.00 | 0.00 | 4.74 | 3.88 | 1.85 | 1.58 | 3.76 | 1.85 | 1.96 | 0.81 | 0.00 | 0.00 |
| | 13 | 1.79 | 1.62 | 1.96 | 0.00 | 1.33 | 1.61 | 4.99 | 1.13 | 0.70 | 0.93 | 1.76 | 2.15 | 0.00 | 2.34 | 0.85 | 3.27 | 1.31 | 1.26 | 0.65 | 3.15 | 4.86 |
| Quarter | 1 | 1.07 | 1.04 | 1.10 | 0.00 | 1.19 | 1.59 | 2.33 | 1.06 | 1.07 | 0.13 | 0.51 | 1.46 | 0.00 | 1.00 | 1.12 | 3.17 | 1.29 | 1.06 | 0.65 | 0.89 | 0.72 |
| | 2 | 1.33 | 1.30 | 1.37 | 0.00 | 2.07 | 1.30 | 3.11 | 1.34 | 0.59 | 0.56 | 0.58 | 2.14 | 0.00 | 0.93 | 1.70 | 3.25 | 1.82 | 1.36 | 0.80 | 1.40 | 1.06 |
| | 3 | 1.88 | 1.98 | 1.78 | 1.53 | 2.69 | 3.24 | 4.45 | 1.61 | 1.14 | 1.55 | 1.08 | 0.57 | 1.60 | 1.53 | 2.82 | 4.30 | 2.19 | 1.50 | 0.54 | 0.76 | 0.73 |
| | 4 | 1.74 | 1.60 | 1.88 | 0.00 | 2.01 | 1.36 | 4.50 | 1.31 | 1.04 | 1.50 | 0.68 | 1.97 | 1.11 | 2.56 | 2.04 | 4.29 | 2.01 | 1.54 | 0.77 | 0.90 | 1.69 |
| Year | 15/16 | 1.51 | 1.48 | 1.54 | 0.37 | 1.99 | 1.86 | 3.61 | 1.33 | 0.96 | 0.95 | 0.71 | 1.54 | 0.69 | 1.53 | 1.92 | 3.76 | 1.83 | 1.37 | 0.69 | 0.98 | 1.06 |
| Episodes | F/N | 1002.00 | 461.00 | 541.00 | 1.00 | 28.00 | 62.00 | 150.00 | 116.00 | 69.00 | 20.00 | 8.00 | 7.00 | 2.00 | 21.00 | 62.00 | 150.00 | 159.00 | 98.00 | 21.00 | 17.00 | 11.00 |

Mean weekly incidence rate per 100,000 Persons.

Scabies (ICD10: B86)

| | | | All ages | | | Male | | | | | | | | | Female | | | | | | | | |
|-------------------|----------|-------|---------------|--------|--------|------|--------|---------|----------|----------|----------|----------|----------|--------|--------|--------|---------|----------|----------|----------|----------|----------|--------|
| | | | Male & Female | Male | Female | <1yr | 1-4yrs | 5-14yrs | 15-24yrs | 25-44yrs | 45-64yrs | 65-74yrs | 75-84yrs | 85+yrs | <1yr | 1-4yrs | 5-14yrs | 15-24yrs | 25-44yrs | 45-64yrs | 65-74yrs | 75-84yrs | 85+yrs |
| North | Quarter | 1 | 0.70 | 0.79 | 0.61 | 0.00 | 0.00 | 0.69 | 3.90 | 1.74 | 0.82 | 0.00 | 0.00 | 0.00 | 0.00 | 0.00 | 1.26 | 2.40 | 0.88 | 0.97 | 0.00 | 0.00 | 0.00 |
| | | 2 | 1.46 | 1.58 | 1.33 | 0.00 | 2.05 | 0.82 | 2.76 | 1.18 | 1.31 | 0.38 | 0.00 | 5.75 | 0.00 | 0.99 | 1.23 | 4.76 | 1.79 | 1.39 | 0.69 | 1.16 | 0.00 |
| | | 3 | 2.13 | 1.87 | 2.39 | 0.00 | 1.91 | 2.76 | 6.41 | 2.04 | 0.61 | 0.75 | 0.00 | 2.30 | 6.42 | 0.00 | 3.60 | 4.62 | 2.15 | 1.35 | 2.17 | 1.20 | 0.00 |
| | | 4 | 1.91 | 1.69 | 2.14 | 0.00 | 2.38 | 1.65 | 7.95 | 1.35 | 0.41 | 0.74 | 0.72 | 0.00 | 0.00 | 1.71 | 2.80 | 7.90 | 1.84 | 1.52 | 0.67 | 0.51 | 2.29 |
| | Year | 15/16 | 1.56 | 1.49 | 1.63 | 0.00 | 1.60 | 1.48 | 5.30 | 1.58 | 0.78 | 0.47 | 0.19 | 1.97 | 1.57 | 0.69 | 2.23 | 4.98 | 1.67 | 1.31 | 0.88 | 0.71 | 0.60 |
| | Episodes | F/N | 346.00 | 161.00 | 185.00 | 0.00 | 7.00 | 15.00 | 74.00 | 38.00 | 18.00 | 5.00 | 1.00 | 3.00 | 1.00 | 3.00 | 21.00 | 71.00 | 40.00 | 32.00 | 10.00 | 5.00 | 2.00 |
| South | Quarter | 1 | 1.13 | 1.06 | 1.20 | 0.00 | 1.51 | 2.19 | 3.22 | 1.00 | 1.11 | 0.52 | 0.00 | 0.00 | 0.00 | 1.61 | 1.60 | 1.84 | 1.47 | 0.89 | 0.50 | 0.00 | 2.89 |
| | | 2 | 1.01 | 0.70 | 1.32 | 0.00 | 1.28 | 0.50 | 2.87 | 0.67 | 0.41 | 0.54 | 0.00 | 0.00 | 0.00 | 0.00 | 2.09 | 3.07 | 2.55 | 0.64 | 0.00 | 0.82 | 2.72 |
| | | 3 | 1.27 | 1.28 | 1.25 | 0.00 | 1.76 | 1.93 | 5.24 | 1.10 | 0.41 | 1.09 | 0.00 | 0.00 | 0.00 | 0.00 | 0.51 | 4.40 | 1.47 | 1.15 | 0.00 | 0.81 | 2.92 |
| | | 4 | 1.81 | 2.00 | 1.62 | 0.00 | 3.48 | 2.12 | 5.57 | 1.73 | 0.75 | 1.01 | 0.90 | 2.45 | 0.00 | 2.25 | 1.86 | 4.14 | 2.21 | 1.70 | 0.42 | 0.70 | 1.31 |
| | Year | 15/16 | 1.31 | 1.27 | 1.35 | 0.00 | 2.03 | 1.69 | 4.25 | 1.14 | 0.67 | 0.79 | 0.24 | 0.65 | 0.00 | 0.99 | 1.52 | 3.38 | 1.93 | 1.10 | 0.23 | 0.59 | 2.44 |
| | Episodes | F/N | 216.00 | 103.00 | 113.00 | 0.00 | 6.00 | 14.00 | 41.00 | 21.00 | 13.00 | 6.00 | 1.00 | 1.00 | 0.00 | 3.00 | 12.00 | 31.00 | 34.00 | 21.00 | 2.00 | 3.00 | 7.00 |
| London | Quarter | 1 | 1.37 | 1.31 | 1.44 | 0.00 | 0.00 | 2.57 | 1.29 | 0.86 | 1.28 | 0.00 | 0.00 | 5.82 | 0.00 | 1.28 | 1.20 | 4.99 | 1.17 | 1.37 | 1.14 | 1.76 | 0.00 |
| | | 2 | 1.54 | 1.79 | 1.30 | 0.00 | 2.33 | 2.88 | 5.76 | 1.56 | 0.00 | 1.30 | 2.31 | 0.00 | 0.00 | 0.00 | 2.38 | 1.17 | 2.23 | 2.75 | 1.37 | 1.77 | 0.00 |
| | | 3 | 2.59 | 3.38 | 1.79 | 6.11 | 4.13 | 5.01 | 2.62 | 1.91 | 2.59 | 3.78 | 4.31 | 0.00 | 0.00 | 3.08 | 4.88 | 3.83 | 2.22 | 2.10 | 0.00 | 0.00 | 0.00 |
| | | 4 | 2.02 | 1.90 | 2.15 | 0.00 | 0.86 | 1.68 | 1.81 | 1.38 | 1.70 | 4.27 | 0.00 | 5.41 | 4.44 | 3.50 | 0.87 | 0.41 | 2.27 | 2.29 | 0.93 | 1.47 | 3.16 |
| | Year | 15/16 | 1.89 | 2.09 | 1.68 | 1.50 | 1.81 | 3.01 | 2.85 | 1.43 | 1.40 | 2.38 | 1.62 | 2.86 | 1.17 | 1.99 | 2.30 | 2.56 | 1.98 | 2.13 | 0.86 | 1.25 | 0.84 |
| | Episodes | F/N | 258.00 | 122.00 | 136.00 | 1.00 | 7.00 | 23.00 | 20.00 | 38.00 | 20.00 | 8.00 | 3.00 | 2.00 | 1.00 | 8.00 | 17.00 | 19.00 | 56.00 | 28.00 | 3.00 | 3.00 | 1.00 |
| Midlands And East | Quarter | 1 | 1.07 | 0.98 | 1.15 | 0.00 | 3.26 | 0.91 | 0.92 | 0.62 | 1.06 | 0.00 | 2.04 | 0.00 | 0.00 | 1.11 | 0.43 | 3.44 | 1.64 | 1.00 | 0.97 | 1.79 | 0.00 |
| | | 2 | 1.32 | 1.12 | 1.52 | 0.00 | 2.63 | 1.00 | 1.07 | 1.93 | 0.65 | 0.00 | 0.00 | 2.81 | 0.00 | 2.72 | 1.09 | 3.99 | 0.70 | 0.67 | 1.13 | 1.83 | 1.50 |
| | | 3 | 1.54 | 1.41 | 1.67 | 0.00 | 2.94 | 3.27 | 3.51 | 1.38 | 0.95 | 0.60 | 0.00 | 0.00 | 0.00 | 3.03 | 2.29 | 4.36 | 2.94 | 1.40 | 0.00 | 1.03 | 0.00 |
| | | 4 | 1.21 | 0.80 | 1.61 | 0.00 | 1.32 | 0.00 | 2.65 | 0.79 | 1.30 | 0.00 | 1.11 | 0.00 | 0.00 | 2.81 | 2.65 | 4.70 | 1.73 | 0.67 | 1.05 | 0.93 | 0.00 |
| | Year | 15/16 | 1.28 | 1.07 | 1.49 | 0.00 | 2.51 | 1.27 | 2.05 | 1.17 | 1.00 | 0.15 | 0.79 | 0.69 | 0.00 | 2.42 | 1.64 | 4.14 | 1.75 | 0.93 | 0.79 | 1.39 | 0.37 |
| | Episodes | F/N | 182.00 | 75.00 | 107.00 | 0.00 | 8.00 | 10.00 | 15.00 | 19.00 | 18.00 | 1.00 | 3.00 | 1.00 | 0.00 | 7.00 | 12.00 | 29.00 | 29.00 | 17.00 | 6.00 | 6.00 | 1.00 |

Mean weekly incidence rate per 100,000 Persons.

Strep Sore Throat, Scarletina and Peritonsillar Abscess (ICD10: A38,J020,J36)

| | | All ages | | | Male | | | | | | | | | Female | | | | | | | | | |
|-----------------|-------|---------------|--------|--------|------|--------|---------|----------|----------|----------|----------|----------|--------|--------|--------|---------|----------|----------|----------|----------|----------|--------|------|
| | | Male & Female | Male | Female | <1yr | 1-4yrs | 5-14yrs | 15-24yrs | 25-44yrs | 45-64yrs | 65-74yrs | 75-84yrs | 85+yrs | <1yr | 1-4yrs | 5-14yrs | 15-24yrs | 25-44yrs | 45-64yrs | 65-74yrs | 75-84yrs | 85+yrs | |
| 4 weekly | 1 | 2.33 | 2.48 | 2.17 | 0.00 | 13.20 | 5.06 | 1.26 | 2.06 | 0.77 | 0.00 | 0.00 | 0.00 | 0.00 | 9.73 | 9.06 | 0.00 | 0.00 | 0.74 | 0.00 | 0.00 | 0.00 | |
| | 2 | 2.14 | 1.76 | 2.52 | 0.00 | 11.77 | 1.50 | 1.26 | 0.96 | 0.38 | 0.00 | 0.00 | 0.00 | 0.00 | 11.28 | 7.01 | 2.80 | 0.98 | 0.64 | 0.00 | 0.00 | 0.00 | |
| | 3 | 1.39 | 1.47 | 1.31 | 0.00 | 7.94 | 3.02 | 1.00 | 0.55 | 0.72 | 0.00 | 0.00 | 0.00 | 0.00 | 6.19 | 3.35 | 0.80 | 0.74 | 0.29 | 0.46 | 0.00 | 0.00 | |
| | 4 | 0.55 | 0.35 | 0.76 | 0.00 | 1.11 | 0.00 | 0.95 | 0.90 | 0.22 | 0.00 | 0.00 | 0.00 | 0.00 | 3.14 | 0.85 | 0.37 | 1.15 | 0.46 | 0.00 | 0.84 | 0.00 | |
| | 5 | 0.70 | 0.71 | 0.68 | 0.00 | 3.78 | 2.51 | 0.00 | 0.00 | 0.14 | 0.00 | 0.00 | 0.00 | 0.00 | 3.13 | 1.07 | 1.21 | 0.66 | 0.00 | 0.00 | 0.00 | 0.00 | |
| | 6 | 1.37 | 1.62 | 1.12 | 0.00 | 7.68 | 4.89 | 0.42 | 0.56 | 0.29 | 0.72 | 0.00 | 0.00 | 0.00 | 4.00 | 1.78 | 1.78 | 1.03 | 0.59 | 0.30 | 0.64 | 0.00 | |
| | 7 | 1.46 | 1.44 | 1.48 | 0.00 | 9.40 | 2.56 | 0.84 | 0.18 | 0.00 | 0.00 | 0.00 | 0.00 | 0.00 | 9.01 | 1.74 | 0.35 | 2.07 | 0.17 | 0.00 | 0.00 | 0.00 | |
| | 8 | 2.00 | 2.03 | 1.98 | 0.00 | 11.33 | 4.94 | 0.72 | 0.45 | 0.41 | 0.42 | 0.00 | 0.00 | 0.00 | 9.78 | 4.64 | 1.65 | 1.28 | 0.46 | 0.00 | 0.00 | 0.00 | |
| | 9 | 1.81 | 1.77 | 1.84 | 0.00 | 8.76 | 3.10 | 1.97 | 0.71 | 0.25 | 0.00 | 1.15 | 0.00 | 0.00 | 12.26 | 2.06 | 1.32 | 0.81 | 0.13 | 0.00 | 0.00 | 0.00 | |
| | 10 | 4.00 | 4.36 | 3.64 | 7.26 | 20.64 | 8.32 | 1.43 | 0.72 | 0.00 | 0.00 | 0.83 | 0.00 | 0.00 | 22.81 | 5.61 | 2.34 | 0.76 | 0.00 | 1.24 | 0.00 | 0.00 | |
| | 11 | 6.33 | 6.60 | 6.06 | 0.00 | 43.82 | 11.80 | 1.84 | 0.72 | 0.30 | 0.94 | 0.00 | 0.00 | 0.00 | 4.64 | 33.53 | 12.31 | 1.94 | 1.27 | 0.35 | 0.46 | 0.00 | 0.00 |
| | 12 | 7.00 | 6.77 | 7.22 | 8.18 | 36.71 | 13.55 | 0.93 | 1.24 | 0.34 | 0.00 | 0.00 | 0.00 | 0.00 | 6.46 | 34.16 | 20.38 | 1.46 | 1.61 | 0.68 | 0.27 | 0.00 | 0.00 |
| | 13 | 3.66 | 3.18 | 4.14 | 0.00 | 22.25 | 4.63 | 0.78 | 0.62 | 0.32 | 0.00 | 0.00 | 0.00 | 0.00 | 8.40 | 20.43 | 6.11 | 0.98 | 0.71 | 0.16 | 0.49 | 0.00 | 0.00 |
| Quarter | 1 | 1.98 | 1.95 | 2.01 | 0.00 | 11.14 | 3.34 | 1.18 | 1.26 | 0.63 | 0.00 | 0.00 | 0.00 | 0.00 | 9.11 | 6.67 | 1.11 | 0.53 | 0.57 | 0.14 | 0.00 | 0.00 | |
| | 2 | 0.85 | 0.87 | 0.83 | 0.00 | 3.87 | 2.51 | 0.56 | 0.45 | 0.20 | 0.22 | 0.00 | 0.00 | 0.00 | 3.16 | 1.39 | 1.03 | 0.97 | 0.32 | 0.09 | 0.46 | 0.00 | |
| | 3 | 2.07 | 2.10 | 2.05 | 0.00 | 12.26 | 3.97 | 1.16 | 0.56 | 0.20 | 0.13 | 0.61 | 0.00 | 0.00 | 12.54 | 2.76 | 1.41 | 1.21 | 0.23 | 0.29 | 0.00 | 0.00 | |
| | 4 | 5.54 | 5.48 | 5.59 | 4.41 | 32.31 | 10.06 | 1.23 | 0.81 | 0.27 | 0.27 | 0.00 | 0.00 | 5.57 | 28.92 | 12.31 | 1.56 | 1.21 | 0.34 | 0.43 | 0.00 | 0.00 | |
| Year | 15/16 | 2.67 | 2.65 | 2.68 | 1.16 | 15.22 | 5.07 | 1.04 | 0.77 | 0.33 | 0.16 | 0.15 | 0.00 | 1.47 | 13.73 | 5.91 | 1.28 | 0.99 | 0.37 | 0.24 | 0.11 | 0.00 | |
| Episodes | F/N | 1092.00 | 532.00 | 560.00 | 3.00 | 218.00 | 180.00 | 39.00 | 61.00 | 25.00 | 4.00 | 2.00 | 0.00 | 4.00 | 188.00 | 199.00 | 51.00 | 81.00 | 27.00 | 8.00 | 2.00 | 0.00 | |

Mean weekly incidence rate per 100,000 Persons.

Strep Sore Throat, Scarletina and Peritonsillar Abscess (ICD10: A38,J020,J36)

| | | | All ages | | | Male | | | | | | | | Female | | | | | | | | | |
|-------------------|----------|-------|---------------|--------|--------|------|--------|---------|----------|----------|----------|----------|----------|--------|------|--------|---------|----------|----------|----------|----------|----------|--------|
| | | | Male & Female | Male | Female | <1yr | 1-4yrs | 5-14yrs | 15-24yrs | 25-44yrs | 45-64yrs | 65-74yrs | 75-84yrs | 85+yrs | <1yr | 1-4yrs | 5-14yrs | 15-24yrs | 25-44yrs | 45-64yrs | 65-74yrs | 75-84yrs | 85+yrs |
| North | Quarter | 1 | 2.53 | 3.01 | 2.05 | 0.00 | 20.22 | 2.53 | 1.73 | 1.84 | 0.77 | 0.00 | 0.00 | 0.00 | 0.00 | 9.43 | 7.05 | 0.59 | 0.29 | 0.49 | 0.57 | 0.00 | 0.00 |
| | | 2 | 1.01 | 1.19 | 0.83 | 0.00 | 6.35 | 2.06 | 1.03 | 0.30 | 0.59 | 0.37 | 0.00 | 0.00 | 0.00 | 2.28 | 0.81 | 1.23 | 1.42 | 0.30 | 0.37 | 1.04 | 0.00 |
| | | 3 | 2.03 | 2.19 | 1.88 | 0.00 | 13.00 | 4.84 | 1.24 | 0.32 | 0.31 | 0.00 | 0.00 | 0.00 | 0.00 | 9.18 | 5.63 | 1.02 | 0.77 | 0.30 | 0.00 | 0.00 | 0.00 |
| | | 4 | 6.00 | 6.20 | 5.79 | 9.34 | 28.82 | 14.86 | 1.18 | 1.36 | 0.27 | 0.00 | 0.00 | 0.00 | 0.00 | 5.31 | 27.12 | 15.38 | 2.25 | 1.15 | 0.27 | 0.65 | 0.00 |
| | Year | 15/16 | 2.95 | 3.21 | 2.70 | 2.47 | 17.32 | 6.24 | 1.29 | 0.96 | 0.48 | 0.09 | 0.00 | 0.00 | 1.40 | 12.29 | 7.37 | 1.29 | 0.91 | 0.34 | 0.40 | 0.25 | 0.00 |
| | Episodes | F/N | 351.00 | 179.00 | 172.00 | 2.00 | 65.00 | 65.00 | 16.00 | 20.00 | 10.00 | 1.00 | 0.00 | 0.00 | 1.00 | 47.00 | 71.00 | 19.00 | 21.00 | 8.00 | 4.00 | 1.00 | 0.00 |
| South | Quarter | 1 | 2.19 | 2.13 | 2.25 | 0.00 | 10.69 | 3.84 | 0.85 | 2.44 | 1.37 | 0.00 | 0.00 | 0.00 | 0.00 | 8.88 | 7.22 | 2.77 | 0.91 | 0.49 | 0.00 | 0.00 | 0.00 |
| | | 2 | 1.14 | 1.27 | 1.00 | 0.00 | 6.63 | 3.42 | 0.00 | 0.67 | 0.21 | 0.52 | 0.00 | 0.00 | 0.00 | 2.84 | 2.01 | 1.77 | 1.16 | 0.41 | 0.00 | 0.79 | 0.00 |
| | | 3 | 2.10 | 1.89 | 2.31 | 0.00 | 11.35 | 1.61 | 0.40 | 0.68 | 0.00 | 0.51 | 2.44 | 0.00 | 0.00 | 15.78 | 1.71 | 2.24 | 0.67 | 0.41 | 0.00 | 0.00 | 0.00 |
| | | 4 | 6.51 | 6.64 | 6.38 | 8.30 | 36.72 | 11.17 | 1.84 | 1.12 | 0.58 | 0.00 | 0.00 | 0.00 | 0.00 | 5.56 | 31.15 | 15.33 | 2.82 | 2.01 | 0.58 | 0.00 | 0.00 |
| | Year | 15/16 | 3.05 | 3.05 | 3.05 | 2.19 | 16.73 | 5.13 | 0.79 | 1.23 | 0.54 | 0.25 | 0.60 | 0.00 | 1.47 | 14.97 | 6.73 | 2.41 | 1.20 | 0.48 | 0.00 | 0.19 | 0.00 |
| | Episodes | F/N | 296.00 | 143.00 | 153.00 | 1.00 | 55.00 | 43.00 | 8.00 | 22.00 | 10.00 | 2.00 | 2.00 | 0.00 | 1.00 | 45.00 | 53.00 | 22.00 | 22.00 | 9.00 | 0.00 | 1.00 | 0.00 |
| London | Quarter | 1 | 1.28 | 0.82 | 1.75 | 0.00 | 3.77 | 2.62 | 0.67 | 0.34 | 0.00 | 0.00 | 0.00 | 0.00 | 0.00 | 7.88 | 6.08 | 0.59 | 0.48 | 0.69 | 0.00 | 0.00 | 0.00 |
| | | 2 | 0.74 | 0.75 | 0.74 | 0.00 | 1.14 | 4.58 | 0.65 | 0.35 | 0.00 | 0.00 | 0.00 | 0.00 | 0.00 | 4.87 | 0.58 | 0.57 | 0.33 | 0.35 | 0.00 | 0.00 | 0.00 |
| | | 3 | 2.21 | 2.22 | 2.19 | 0.00 | 13.13 | 5.60 | 0.60 | 0.41 | 0.27 | 0.00 | 0.00 | 0.00 | 0.00 | 16.02 | 1.98 | 0.48 | 1.26 | 0.00 | 0.00 | 0.00 | 0.00 |
| | | 4 | 4.67 | 4.90 | 4.45 | 0.00 | 34.04 | 7.09 | 1.36 | 0.50 | 0.00 | 1.07 | 0.00 | 0.00 | 0.00 | 4.04 | 25.28 | 9.46 | 0.00 | 0.72 | 0.51 | 0.00 | 0.00 |
| | Year | 15/16 | 2.27 | 2.22 | 2.32 | 0.00 | 13.42 | 5.01 | 0.83 | 0.40 | 0.07 | 0.28 | 0.00 | 0.00 | 1.07 | 13.73 | 4.62 | 0.40 | 0.70 | 0.39 | 0.00 | 0.00 | 0.00 |
| | Episodes | F/N | 240.00 | 118.00 | 122.00 | 0.00 | 58.00 | 41.00 | 6.00 | 11.00 | 1.00 | 1.00 | 0.00 | 0.00 | 1.00 | 56.00 | 37.00 | 3.00 | 20.00 | 5.00 | 0.00 | 0.00 | 0.00 |
| Midlands And East | Quarter | 1 | 1.92 | 1.83 | 2.02 | 0.00 | 9.89 | 4.36 | 1.47 | 0.40 | 0.39 | 0.00 | 0.00 | 0.00 | 0.00 | 10.27 | 6.34 | 0.49 | 0.44 | 0.60 | 0.00 | 0.00 | 0.00 |
| | | 2 | 0.50 | 0.26 | 0.73 | 0.00 | 1.35 | 0.00 | 0.55 | 0.47 | 0.00 | 0.00 | 0.00 | 0.00 | 0.00 | 2.65 | 2.16 | 0.57 | 0.98 | 0.22 | 0.00 | 0.00 | 0.00 |
| | | 3 | 1.96 | 2.10 | 1.82 | 0.00 | 11.54 | 3.84 | 2.41 | 0.83 | 0.24 | 0.00 | 0.00 | 0.00 | 0.00 | 9.20 | 1.73 | 1.89 | 2.15 | 0.23 | 1.15 | 0.00 | 0.00 |
| | | 4 | 4.98 | 4.20 | 5.76 | 0.00 | 29.65 | 7.11 | 0.54 | 0.25 | 0.24 | 0.00 | 0.00 | 0.00 | 0.00 | 7.38 | 32.12 | 9.07 | 1.18 | 0.98 | 0.00 | 1.08 | 0.00 |
| | Year | 15/16 | 2.39 | 2.14 | 2.64 | 0.00 | 13.42 | 3.89 | 1.23 | 0.48 | 0.22 | 0.00 | 0.00 | 0.00 | 1.95 | 13.91 | 4.90 | 1.03 | 1.13 | 0.26 | 0.57 | 0.00 | 0.00 |
| | Episodes | F/N | 205.00 | 92.00 | 113.00 | 0.00 | 40.00 | 31.00 | 9.00 | 8.00 | 4.00 | 0.00 | 0.00 | 0.00 | 1.00 | 40.00 | 38.00 | 7.00 | 18.00 | 5.00 | 4.00 | 0.00 | 0.00 |

Mean weekly incidence rate per 100,000 Persons.

Symptoms Involving Nervous and Musculoskeletal (ICD10: R25-R29)

| | | All ages | | | Male | | | | | | | | | Female | | | | | | | | |
|-----------------|-------|---------------|---------|---------|------|--------|---------|----------|----------|----------|----------|----------|--------|--------|--------|---------|----------|----------|----------|----------|----------|--------|
| | | Male & Female | Male | Female | <1yr | 1-4yrs | 5-14yrs | 15-24yrs | 25-44yrs | 45-64yrs | 65-74yrs | 75-84yrs | 85+yrs | <1yr | 1-4yrs | 5-14yrs | 15-24yrs | 25-44yrs | 45-64yrs | 65-74yrs | 75-84yrs | 85+yrs |
| 4 weekly | 1 | 6.00 | 5.71 | 6.28 | 0.00 | 4.94 | 4.10 | 2.94 | 4.03 | 4.23 | 10.29 | 11.60 | 9.30 | 0.00 | 8.02 | 3.58 | 4.48 | 5.66 | 6.49 | 6.95 | 13.91 | 7.46 |
| | 2 | 5.41 | 5.21 | 5.60 | 0.00 | 5.71 | 3.17 | 4.79 | 4.44 | 6.25 | 5.28 | 7.81 | 9.48 | 0.00 | 8.44 | 2.40 | 4.48 | 5.12 | 8.08 | 5.73 | 11.13 | 5.04 |
| | 3 | 5.90 | 4.41 | 7.40 | 0.00 | 4.38 | 2.74 | 1.89 | 3.52 | 6.47 | 8.68 | 7.34 | 4.69 | 0.00 | 9.19 | 5.03 | 2.44 | 4.14 | 8.28 | 9.15 | 14.21 | 14.13 |
| | 4 | 5.21 | 5.14 | 5.28 | 0.00 | 7.64 | 2.51 | 3.81 | 3.82 | 4.76 | 5.82 | 7.85 | 10.08 | 0.00 | 4.86 | 3.58 | 6.20 | 4.43 | 3.73 | 7.62 | 13.65 | 3.47 |
| | 5 | 5.20 | 4.79 | 5.60 | 0.00 | 5.92 | 4.97 | 2.95 | 4.04 | 5.70 | 3.45 | 11.96 | 4.15 | 0.00 | 8.07 | 5.40 | 2.96 | 6.27 | 6.53 | 1.61 | 15.27 | 4.33 |
| | 6 | 7.45 | 6.98 | 7.92 | 0.00 | 7.38 | 5.24 | 3.35 | 3.53 | 7.25 | 6.29 | 8.53 | 21.22 | 0.00 | 9.14 | 3.88 | 2.31 | 5.16 | 7.77 | 11.05 | 5.05 | 26.93 |
| | 7 | 5.79 | 5.25 | 6.32 | 0.00 | 8.99 | 3.91 | 5.52 | 3.35 | 6.46 | 5.63 | 10.61 | 2.82 | 0.00 | 3.99 | 5.45 | 5.36 | 6.14 | 8.36 | 8.56 | 11.12 | 7.93 |
| | 8 | 5.57 | 4.57 | 6.57 | 0.00 | 6.36 | 4.54 | 2.65 | 4.29 | 5.20 | 7.47 | 7.03 | 3.56 | 7.29 | 6.44 | 3.01 | 4.38 | 4.98 | 7.82 | 7.32 | 8.27 | 9.58 |
| | 9 | 5.07 | 5.04 | 5.10 | 0.00 | 6.38 | 3.46 | 1.43 | 4.35 | 4.65 | 7.89 | 7.23 | 10.01 | 0.00 | 4.54 | 2.11 | 5.08 | 5.11 | 6.81 | 7.02 | 7.93 | 7.25 |
| | 10 | 5.84 | 6.21 | 5.46 | 0.00 | 8.52 | 3.51 | 2.99 | 3.96 | 3.20 | 9.07 | 12.94 | 11.71 | 0.00 | 7.44 | 4.02 | 3.73 | 5.88 | 7.93 | 9.91 | 2.46 | 7.79 |
| | 11 | 7.39 | 7.82 | 6.97 | 0.00 | 9.47 | 2.58 | 5.20 | 4.23 | 6.28 | 7.77 | 16.66 | 18.19 | 0.00 | 8.66 | 7.11 | 3.91 | 5.11 | 8.33 | 9.99 | 6.46 | 13.12 |
| | 12 | 4.55 | 3.87 | 5.23 | 0.00 | 3.36 | 3.66 | 2.47 | 3.65 | 5.59 | 3.89 | 8.39 | 3.80 | 0.00 | 9.13 | 4.30 | 0.71 | 4.93 | 6.62 | 3.95 | 12.26 | 5.15 |
| | 13 | 6.07 | 5.46 | 6.68 | 0.00 | 8.31 | 5.63 | 1.62 | 2.76 | 4.79 | 7.93 | 3.36 | 14.74 | 0.00 | 10.61 | 3.93 | 2.83 | 6.61 | 7.52 | 8.35 | 14.99 | 5.26 |
| Quarter | 1 | 5.79 | 5.16 | 6.42 | 0.00 | 5.00 | 3.40 | 3.18 | 4.00 | 5.54 | 8.25 | 9.12 | 7.94 | 0.00 | 8.51 | 3.66 | 3.85 | 5.03 | 7.53 | 7.25 | 13.14 | 8.77 |
| | 2 | 5.97 | 5.67 | 6.27 | 0.00 | 7.00 | 4.44 | 3.55 | 3.85 | 5.94 | 5.46 | 9.87 | 10.91 | 0.00 | 7.14 | 4.58 | 3.96 | 5.14 | 6.15 | 7.12 | 11.01 | 11.30 |
| | 3 | 5.46 | 4.94 | 5.98 | 0.00 | 7.46 | 3.78 | 3.17 | 4.04 | 4.97 | 7.53 | 8.50 | 5.04 | 2.24 | 4.74 | 3.53 | 4.63 | 5.61 | 7.70 | 8.08 | 8.21 | 9.09 |
| | 4 | 5.99 | 5.90 | 6.09 | 0.00 | 7.24 | 3.79 | 2.91 | 3.52 | 5.26 | 6.57 | 9.96 | 13.84 | 0.00 | 9.79 | 4.69 | 2.72 | 5.62 | 7.55 | 7.43 | 10.00 | 7.01 |
| Year | 15/16 | 5.81 | 5.43 | 6.19 | 0.00 | 6.69 | 3.85 | 3.20 | 3.85 | 5.43 | 6.94 | 9.37 | 9.52 | 0.55 | 7.59 | 4.13 | 3.77 | 5.36 | 7.24 | 7.47 | 10.58 | 9.00 |
| Episodes | F/N | 3263.00 | 1441.00 | 1822.00 | 0.00 | 94.00 | 130.00 | 120.00 | 324.00 | 406.00 | 191.00 | 128.00 | 48.00 | 1.00 | 102.00 | 135.00 | 135.00 | 465.00 | 520.00 | 201.00 | 181.00 | 82.00 |

Mean weekly incidence rate per 100,000 Persons.

Symptoms Involving Nervous and Musculoskeletal (ICD10: R25-R29)

| | | | All ages | | | Male | | | | | | | | | Female | | | | | | | | |
|-------------------|----------|-------|---------------|--------|--------|------|--------|---------|----------|----------|----------|----------|----------|--------|--------|--------|---------|----------|----------|----------|----------|----------|--------|
| | | | Male & Female | Male | Female | <1yr | 1-4yrs | 5-14yrs | 15-24yrs | 25-44yrs | 45-64yrs | 65-74yrs | 75-84yrs | 85+yrs | <1yr | 1-4yrs | 5-14yrs | 15-24yrs | 25-44yrs | 45-64yrs | 65-74yrs | 75-84yrs | 85+yrs |
| North | Quarter | 1 | 6.72 | 6.31 | 7.12 | 0.00 | 8.45 | 4.29 | 2.81 | 6.05 | 8.39 | 7.41 | 9.36 | 10.00 | 0.00 | 5.12 | 2.53 | 5.91 | 5.94 | 10.01 | 7.43 | 9.32 | 17.84 |
| | | 2 | 7.00 | 6.23 | 7.77 | 0.00 | 8.90 | 6.21 | 2.40 | 4.16 | 7.05 | 7.50 | 8.79 | 11.05 | 0.00 | 9.93 | 1.63 | 5.88 | 7.17 | 5.83 | 7.03 | 18.38 | 14.12 |
| | | 3 | 5.78 | 6.23 | 5.33 | 0.00 | 7.01 | 2.83 | 2.88 | 5.42 | 5.99 | 9.40 | 8.76 | 13.78 | 0.00 | 2.00 | 4.75 | 2.67 | 5.92 | 6.40 | 8.01 | 12.68 | 5.53 |
| | | 4 | 6.24 | 6.55 | 5.93 | 0.00 | 8.77 | 2.94 | 3.75 | 3.45 | 7.01 | 8.04 | 10.22 | 14.82 | 0.00 | 13.10 | 3.85 | 2.87 | 6.05 | 8.19 | 4.57 | 5.98 | 8.77 |
| | Year | 15/16 | 6.43 | 6.33 | 6.53 | 0.00 | 8.29 | 4.05 | 2.98 | 4.74 | 7.11 | 8.09 | 9.30 | 12.46 | 0.00 | 7.64 | 3.20 | 4.31 | 6.27 | 7.62 | 6.72 | 11.49 | 11.51 |
| | Episodes | F/N | 1,113.00 | 523.00 | 590.00 | 0.00 | 31.00 | 38.00 | 40.00 | 107.00 | 167.00 | 75.00 | 45.00 | 20.00 | 0.00 | 28.00 | 31.00 | 48.00 | 139.00 | 176.00 | 66.00 | 67.00 | 35.00 |
| South | Quarter | 1 | 4.96 | 4.68 | 5.25 | 0.00 | 2.86 | 4.31 | 4.44 | 5.31 | 4.94 | 6.95 | 5.46 | 7.87 | 0.00 | 10.07 | 2.76 | 3.81 | 5.92 | 7.79 | 3.71 | 7.57 | 5.57 |
| | | 2 | 4.74 | 4.56 | 4.91 | 0.00 | 9.08 | 3.88 | 3.28 | 3.39 | 3.99 | 4.78 | 9.94 | 2.71 | 0.00 | 6.90 | 6.16 | 4.86 | 4.65 | 4.21 | 6.14 | 5.77 | 5.54 |
| | | 3 | 4.14 | 3.73 | 4.54 | 0.00 | 6.35 | 3.41 | 2.09 | 2.86 | 3.24 | 5.45 | 7.29 | 2.92 | 0.00 | 5.34 | 3.06 | 2.71 | 6.47 | 5.64 | 6.58 | 6.59 | 4.51 |
| | | 4 | 5.56 | 6.04 | 5.07 | 0.00 | 6.79 | 3.91 | 3.02 | 4.60 | 4.57 | 9.55 | 9.41 | 12.48 | 0.00 | 8.18 | 4.24 | 1.69 | 6.38 | 6.28 | 7.90 | 10.99 | 0.00 |
| | Year | 15/16 | 4.86 | 4.78 | 4.95 | 0.00 | 6.28 | 3.88 | 3.21 | 4.05 | 4.19 | 6.74 | 8.05 | 6.61 | 0.00 | 7.63 | 4.06 | 3.24 | 5.86 | 5.99 | 6.12 | 7.79 | 3.83 |
| | Episodes | F/N | 732.00 | 329.00 | 403.00 | 0.00 | 20.00 | 32.00 | 31.00 | 73.00 | 80.00 | 51.00 | 32.00 | 10.00 | 0.00 | 23.00 | 32.00 | 29.00 | 105.00 | 115.00 | 49.00 | 39.00 | 11.00 |
| London | Quarter | 1 | 6.62 | 6.29 | 6.95 | 0.00 | 6.29 | 3.49 | 2.61 | 2.73 | 5.79 | 10.44 | 13.79 | 11.47 | 0.00 | 8.58 | 3.70 | 3.72 | 5.59 | 7.55 | 8.63 | 21.29 | 3.45 |
| | | 2 | 7.08 | 7.26 | 6.91 | 0.00 | 4.82 | 4.73 | 3.79 | 4.21 | 8.98 | 3.92 | 16.59 | 18.28 | 0.00 | 3.53 | 4.79 | 2.35 | 4.27 | 9.92 | 11.56 | 11.12 | 14.60 |
| | | 3 | 7.78 | 5.76 | 9.79 | 0.00 | 11.00 | 6.79 | 4.26 | 4.00 | 6.13 | 8.54 | 11.13 | 0.00 | 8.98 | 8.59 | 3.44 | 8.87 | 6.90 | 12.47 | 11.44 | 9.76 | 17.68 |
| | | 4 | 7.32 | 6.16 | 8.47 | 0.00 | 6.85 | 6.22 | 2.70 | 3.50 | 5.34 | 5.34 | 9.55 | 15.95 | 0.00 | 9.55 | 6.90 | 4.02 | 5.83 | 11.45 | 12.98 | 13.18 | 12.36 |
| | Year | 15/16 | 7.20 | 6.36 | 8.04 | 0.00 | 7.23 | 5.33 | 3.33 | 3.61 | 6.54 | 7.03 | 12.70 | 11.51 | 2.20 | 7.60 | 4.75 | 4.73 | 5.65 | 10.37 | 11.19 | 13.82 | 12.03 |
| | Episodes | F/N | 824.00 | 334.00 | 490.00 | 0.00 | 28.00 | 43.00 | 24.00 | 96.00 | 89.00 | 23.00 | 23.00 | 8.00 | 1.00 | 28.00 | 37.00 | 38.00 | 160.00 | 138.00 | 42.00 | 32.00 | 14.00 |
| Midlands And East | Quarter | 1 | 4.85 | 3.36 | 6.35 | 0.00 | 2.41 | 1.48 | 2.87 | 1.91 | 3.06 | 8.19 | 7.88 | 2.41 | 0.00 | 10.28 | 5.64 | 1.97 | 2.65 | 4.76 | 9.25 | 14.39 | 8.20 |
| | | 2 | 5.06 | 4.64 | 5.47 | 0.00 | 5.23 | 2.96 | 4.73 | 3.66 | 3.74 | 5.64 | 4.19 | 11.59 | 0.00 | 8.19 | 5.75 | 2.75 | 4.46 | 4.62 | 3.73 | 8.79 | 10.96 |
| | | 3 | 4.15 | 4.04 | 4.26 | 0.00 | 5.48 | 2.09 | 3.42 | 3.88 | 4.52 | 6.73 | 6.81 | 3.47 | 0.00 | 3.04 | 2.88 | 4.29 | 3.17 | 6.27 | 6.29 | 3.80 | 8.65 |
| | | 4 | 4.86 | 4.84 | 4.88 | 0.00 | 6.54 | 2.08 | 2.16 | 2.53 | 4.14 | 3.33 | 10.65 | 12.11 | 0.00 | 8.33 | 3.78 | 2.31 | 4.22 | 4.28 | 4.26 | 9.83 | 6.92 |
| | Year | 15/16 | 4.73 | 4.23 | 5.24 | 0.00 | 4.94 | 2.15 | 3.27 | 2.98 | 3.87 | 5.92 | 7.44 | 7.49 | 0.00 | 7.48 | 4.50 | 2.82 | 3.64 | 4.97 | 5.85 | 9.21 | 8.65 |
| | Episodes | F/N | 594.00 | 255.00 | 339.00 | 0.00 | 15.00 | 17.00 | 25.00 | 48.00 | 70.00 | 42.00 | 28.00 | 10.00 | 0.00 | 23.00 | 35.00 | 20.00 | 61.00 | 91.00 | 44.00 | 43.00 | 22.00 |

Mean weekly incidence rate per 100,000 Persons.

Symptoms involving Respiratory & Chest (ICD10: R05-R07,R09)

| | | All ages | | | Male | | | | | | | | | Female | | | | | | | | |
|-----------------|-------|---------------|---------|---------|-------|--------|---------|----------|----------|----------|----------|----------|--------|--------|--------|---------|----------|----------|----------|----------|----------|--------|
| | | Male & Female | Male | Female | <1yr | 1-4yrs | 5-14yrs | 15-24yrs | 25-44yrs | 45-64yrs | 65-74yrs | 75-84yrs | 85+yrs | <1yr | 1-4yrs | 5-14yrs | 15-24yrs | 25-44yrs | 45-64yrs | 65-74yrs | 75-84yrs | 85+yrs |
| 4 weekly | 1 | 24.61 | 24.05 | 25.18 | 0.00 | 32.60 | 14.64 | 14.14 | 17.37 | 21.35 | 29.81 | 41.65 | 44.87 | 0.00 | 29.81 | 10.02 | 19.40 | 24.78 | 26.55 | 38.82 | 35.62 | 41.60 |
| | 2 | 41.84 | 23.57 | 60.11 | 0.00 | 17.38 | 17.90 | 15.95 | 17.09 | 24.94 | 34.82 | 32.36 | 51.74 | 347.22 | 19.98 | 9.94 | 18.89 | 19.25 | 19.96 | 25.87 | 37.45 | 42.46 |
| | 3 | 26.82 | 20.17 | 33.46 | 0.00 | 26.52 | 10.07 | 12.26 | 18.38 | 22.65 | 24.92 | 30.76 | 35.99 | 107.76 | 24.92 | 9.28 | 19.40 | 15.84 | 23.16 | 29.34 | 35.90 | 35.58 |
| | 4 | 23.46 | 20.22 | 26.70 | 0.00 | 20.22 | 11.73 | 12.81 | 14.05 | 17.08 | 28.47 | 35.57 | 42.09 | 63.78 | 15.15 | 8.56 | 19.46 | 18.50 | 25.12 | 26.34 | 29.43 | 33.97 |
| | 5 | 25.93 | 28.91 | 22.95 | 34.94 | 30.01 | 8.67 | 12.94 | 14.38 | 20.75 | 33.82 | 32.11 | 72.58 | 20.16 | 19.50 | 11.76 | 14.45 | 19.85 | 22.79 | 27.53 | 40.95 | 29.59 |
| | 6 | 25.86 | 26.95 | 24.77 | 0.00 | 48.33 | 14.29 | 15.18 | 18.88 | 22.64 | 30.23 | 37.30 | 55.69 | 0.00 | 36.22 | 12.73 | 17.97 | 24.97 | 29.76 | 26.55 | 29.62 | 45.14 |
| | 7 | 32.37 | 31.26 | 33.47 | 66.85 | 52.96 | 11.12 | 13.93 | 17.44 | 24.17 | 23.06 | 32.79 | 39.04 | 46.06 | 40.83 | 11.15 | 22.21 | 17.63 | 28.86 | 36.64 | 47.07 | 50.76 |
| | 8 | 33.26 | 32.15 | 34.37 | 41.36 | 49.09 | 16.12 | 13.45 | 20.59 | 23.22 | 29.81 | 34.24 | 61.45 | 73.47 | 51.11 | 15.09 | 19.42 | 20.78 | 30.44 | 31.28 | 37.37 | 30.38 |
| | 9 | 29.88 | 31.58 | 28.18 | 93.14 | 26.24 | 15.68 | 9.13 | 21.77 | 25.07 | 27.04 | 33.38 | 32.75 | 23.97 | 25.71 | 15.08 | 15.01 | 19.39 | 31.98 | 34.86 | 37.02 | 50.60 |
| | 10 | 36.54 | 35.29 | 37.78 | 55.74 | 36.03 | 19.69 | 16.47 | 22.37 | 27.76 | 34.72 | 43.46 | 61.40 | 82.35 | 24.06 | 16.76 | 25.22 | 25.94 | 33.11 | 37.28 | 47.21 | 48.11 |
| | 11 | 32.80 | 33.02 | 32.59 | 59.78 | 32.05 | 19.27 | 19.42 | 19.29 | 27.53 | 33.33 | 57.34 | 29.13 | 39.83 | 28.55 | 14.15 | 22.31 | 26.95 | 30.66 | 42.90 | 44.46 | 43.48 |
| | 12 | 28.36 | 27.50 | 29.23 | 44.33 | 33.54 | 12.57 | 9.87 | 15.75 | 22.42 | 27.00 | 31.00 | 50.97 | 32.47 | 28.63 | 17.72 | 19.02 | 22.62 | 28.51 | 42.70 | 43.31 | 28.10 |
| | 13 | 28.10 | 28.36 | 27.84 | 57.25 | 16.41 | 15.42 | 12.63 | 14.28 | 25.10 | 26.37 | 38.27 | 49.50 | 31.11 | 17.94 | 11.74 | 19.25 | 21.82 | 29.15 | 30.47 | 42.83 | 46.26 |
| Quarter | 1 | 30.59 | 22.71 | 38.48 | 0.00 | 26.04 | 14.24 | 14.12 | 17.59 | 22.85 | 29.85 | 35.44 | 44.25 | 139.99 | 25.28 | 9.77 | 19.24 | 20.33 | 23.48 | 31.92 | 36.27 | 40.01 |
| | 2 | 25.64 | 26.17 | 25.11 | 16.76 | 36.09 | 11.34 | 14.05 | 16.25 | 20.71 | 30.16 | 35.36 | 54.81 | 28.61 | 25.66 | 11.55 | 18.19 | 20.67 | 25.52 | 27.77 | 33.32 | 34.68 |
| | 3 | 32.77 | 32.35 | 33.19 | 64.92 | 40.45 | 15.55 | 12.37 | 20.42 | 24.27 | 28.18 | 34.82 | 50.15 | 53.83 | 35.32 | 14.69 | 18.96 | 21.18 | 31.07 | 33.81 | 42.15 | 47.74 |
| | 4 | 30.49 | 30.01 | 30.97 | 53.69 | 27.47 | 16.33 | 14.28 | 17.03 | 25.59 | 29.79 | 42.11 | 43.85 | 41.51 | 25.57 | 14.13 | 21.02 | 23.55 | 30.41 | 38.98 | 44.00 | 39.58 |
| Year | 15/16 | 29.89 | 27.85 | 31.92 | 34.22 | 32.42 | 14.40 | 13.72 | 17.81 | 23.40 | 29.50 | 37.03 | 48.18 | 65.52 | 27.91 | 12.56 | 19.39 | 21.47 | 27.67 | 33.23 | 39.03 | 40.49 |
| Episodes | F/N | 13782.00 | 6369.00 | 7413.00 | 71.00 | 452.00 | 484.00 | 517.00 | 1493.00 | 1751.00 | 814.00 | 532.00 | 255.00 | 59.00 | 381.00 | 404.00 | 709.00 | 1812.00 | 2053.00 | 927.00 | 690.00 | 378.00 |

Mean weekly incidence rate per 100,000 Persons.

Symptoms involving Respiratory and Chest (ICD10: R05 - R07; R09)

| | | | All ages | | | Male | | | | | | | | | Female | | | | | | | | |
|-------------------|----------|-------|---------------|-----------|-----------|----------|----------|----------|----------|----------|----------|----------|----------|--------|----------|----------|----------|----------|----------|----------|----------|----------|----------|
| | | | Male & Female | Male | Female | <1yr | 1-4yrs | 5-14yrs | 15-24yrs | 25-44yrs | 45-64yrs | 65-74yrs | 75-84yrs | 85+yrs | <1yr | 1-4yrs | 5-14yrs | 15-24yrs | 25-44yrs | 45-64yrs | 65-74yrs | 75-84yrs | 85+yrs |
| North | Quarter | 1 | 344.13 | 340.94 | 347.32 | 389.91 | 983.55 | 331.64 | 184.13 | 164.38 | 139.17 | 223.52 | 289.09 | 363.06 | 192.31 | 754.42 | 347.29 | 328.28 | 320.95 | 246.77 | 250.65 | 340.23 | 344.94 |
| | | 2 | 383.35 | 368.01 | 398.70 | 843.17 | 942.86 | 202.82 | 134.54 | 124.81 | 141.26 | 229.61 | 322.28 | 370.70 | 612.53 | 950.36 | 228.65 | 278.07 | 251.85 | 246.34 | 267.87 | 319.82 | 432.83 |
| | | 3 | 716.84 | 721.55 | 712.13 | 2,496.59 | 1,613.50 | 376.28 | 174.42 | 179.71 | 235.16 | 349.31 | 480.36 | 588.63 | 1,795.51 | 1,535.81 | 391.32 | 316.13 | 377.10 | 401.14 | 436.97 | 508.47 | 646.74 |
| | | 4 | 650.09 | 638.71 | 661.47 | 2,064.27 | 1,309.71 | 425.76 | 206.29 | 214.53 | 234.24 | 354.26 | 400.75 | 538.61 | 1,684.95 | 1,170.27 | 459.52 | 333.27 | 418.98 | 394.24 | 438.68 | 473.50 | 579.81 |
| | Year | 15/16 | 525.99 | 519.59 | 532.39 | 1,460.10 | 1,214.24 | 335.85 | 175.44 | 171.68 | 188.34 | 290.40 | 373.64 | 466.63 | 1,082.90 | 1,103.99 | 358.63 | 314.30 | 343.67 | 323.49 | 350.24 | 411.70 | 502.57 |
| | Episodes | F/N | 61,262.00 | 25,418.00 | 35,844.00 | 825.00 | 4,808.00 | 3,285.00 | 2,309.00 | 4,120.00 | 4,641.00 | 2,781.00 | 1,874.00 | 775.00 | 613.00 | 4,214.00 | 3,402.00 | 4,188.00 | 7,890.00 | 7,878.00 | 3,582.00 | 2,513.00 | 1,564.00 |
| South | Quarter | 1 | 267.23 | 257.49 | 276.97 | 76.16 | 766.81 | 292.09 | 161.91 | 145.35 | 123.17 | 181.74 | 241.48 | 328.73 | 160.26 | 633.94 | 255.99 | 264.60 | 250.47 | 190.30 | 200.60 | 217.25 | 319.30 |
| | | 2 | 382.67 | 382.37 | 382.98 | 1,086.97 | 944.96 | 201.23 | 134.37 | 116.36 | 118.88 | 193.03 | 264.11 | 381.41 | 846.03 | 819.93 | 206.75 | 245.53 | 238.34 | 195.25 | 229.00 | 270.08 | 395.87 |
| | | 3 | 723.07 | 714.62 | 731.52 | 2,676.00 | 1,634.04 | 336.10 | 191.77 | 177.03 | 202.46 | 299.35 | 396.69 | 518.18 | 2,246.60 | 1,532.73 | 372.84 | 368.12 | 348.70 | 324.56 | 380.72 | 410.28 | 599.14 |
| | | 4 | 617.70 | 611.63 | 623.77 | 1,876.42 | 1,313.27 | 419.15 | 225.43 | 212.06 | 228.01 | 343.76 | 401.92 | 484.66 | 1,422.43 | 1,217.21 | 434.09 | 383.70 | 429.25 | 383.02 | 409.35 | 404.28 | 530.63 |
| | Year | 15/16 | 499.93 | 493.80 | 506.07 | 1,437.33 | 1,167.57 | 314.16 | 179.26 | 163.63 | 169.26 | 256.16 | 327.48 | 429.31 | 1,173.62 | 1,054.09 | 319.62 | 316.77 | 318.81 | 275.35 | 306.89 | 326.96 | 462.54 |
| | Episodes | F/N | 43,949.00 | 18,723.00 | 25,226.00 | 545.00 | 3,713.00 | 2,615.00 | 1,722.00 | 2,971.00 | 3,241.00 | 1,936.00 | 1,321.00 | 659.00 | 427.00 | 3,155.00 | 2,510.00 | 2,834.00 | 5,689.00 | 5,277.00 | 2,447.00 | 1,598.00 | 1,289.00 |
| London | Quarter | 1 | 360.81 | 359.28 | 362.34 | 480.77 | 948.31 | 429.38 | 184.57 | 154.53 | 151.96 | 239.56 | 272.00 | 372.47 | 289.79 | 843.47 | 394.34 | 288.22 | 262.34 | 246.73 | 288.19 | 297.89 | 350.07 |
| | | 2 | 435.80 | 434.25 | 437.35 | 1,089.79 | 1,141.78 | 303.18 | 157.36 | 124.68 | 159.16 | 238.64 | 327.00 | 366.64 | 880.25 | 1,035.94 | 283.58 | 245.41 | 221.33 | 253.71 | 304.07 | 364.29 | 347.58 |
| | | 3 | 692.82 | 672.14 | 713.50 | 2,024.37 | 1,681.80 | 510.41 | 190.46 | 160.28 | 209.58 | 341.41 | 476.31 | 454.66 | 1,761.41 | 1,665.60 | 497.65 | 275.05 | 308.83 | 371.52 | 441.33 | 533.47 | 566.64 |
| | | 4 | 630.06 | 603.73 | 656.38 | 1,644.94 | 1,391.53 | 540.14 | 209.56 | 181.76 | 229.06 | 349.75 | 392.10 | 494.73 | 1,460.48 | 1,294.28 | 570.88 | 335.03 | 350.81 | 385.74 | 461.04 | 515.59 | 533.57 |
| | Year | 15/16 | 531.76 | 518.98 | 544.54 | 1,316.29 | 1,292.75 | 447.56 | 185.94 | 155.81 | 188.23 | 293.42 | 367.33 | 423.50 | 1,104.82 | 1,211.42 | 439.14 | 286.85 | 287.05 | 315.77 | 375.31 | 429.47 | 451.05 |
| | Episodes | F/N | 45,984.00 | 19,494.00 | 26,490.00 | 696.00 | 5,068.00 | 3,612.00 | 1,349.00 | 4,175.00 | 2,656.00 | 966.00 | 681.00 | 291.00 | 603.00 | 4,688.00 | 3,454.00 | 2,305.00 | 8,202.00 | 8,202.00 | 4,248.00 | 1,418.00 | 1,041.00 |
| Midlands And East | Quarter | 1 | 342.07 | 269.27 | 414.86 | 226.42 | 650.84 | 316.61 | 174.22 | 144.25 | 126.46 | 199.96 | 275.96 | 308.75 | 1,319.83 | 616.04 | 261.93 | 270.65 | 257.56 | 193.33 | 232.65 | 241.66 | 340.09 |
| | | 2 | 345.66 | 346.71 | 344.62 | 736.46 | 925.01 | 202.91 | 134.98 | 123.32 | 129.73 | 196.94 | 266.83 | 404.18 | 573.14 | 735.16 | 195.10 | 265.60 | 221.59 | 215.98 | 240.21 | 256.24 | 398.54 |
| | | 3 | 672.81 | 682.68 | 662.94 | 2,104.68 | 1,571.01 | 369.05 | 188.34 | 188.11 | 206.56 | 338.72 | 419.05 | 758.63 | 1,654.37 | 1,434.96 | 368.59 | 356.08 | 381.85 | 349.07 | 384.80 | 437.83 | 598.87 |
| | | 4 | 587.72 | 576.52 | 598.92 | 1,581.86 | 1,204.65 | 416.73 | 233.02 | 213.92 | 234.74 | 351.31 | 372.46 | 580.00 | 1,252.87 | 1,100.91 | 432.75 | 416.72 | 451.39 | 388.17 | 410.75 | 437.22 | 499.46 |
| | Year | 15/16 | 488.96 | 470.83 | 507.10 | 1,170.27 | 1,090.08 | 328.03 | 183.59 | 168.28 | 175.51 | 273.23 | 334.31 | 514.15 | 1,201.05 | 974.20 | 316.82 | 328.95 | 330.43 | 288.55 | 318.87 | 345.01 | 460.00 |
| | Episodes | F/N | 40,981.00 | 17,421.00 | 23,560.00 | 380.00 | 3,285.00 | 2,625.00 | 1,380.00 | 2,734.00 | 3,163.00 | 1,919.00 | 1,250.00 | 685.00 | 304.00 | 2,850.00 | 2,387.00 | 2,297.00 | 5,465.00 | 5,187.00 | 2,368.00 | 1,546.00 | 1,156.00 |

Mean weekly incidence rate per 100,000 Persons.

Symptoms involving Skin and Oth Integument Tiss (ICD10: R20-R23)

| | | All ages | | | Male | | | | | | | | | Female | | | | | | | | |
|-----------------|-------|---------------|----------|----------|--------|---------|---------|----------|----------|----------|----------|----------|--------|--------|---------|---------|----------|----------|----------|----------|----------|--------|
| | | Male & Female | Male | Female | <1yr | 1-4yrs | 5-14yrs | 15-24yrs | 25-44yrs | 45-64yrs | 65-74yrs | 75-84yrs | 85+yrs | <1yr | 1-4yrs | 5-14yrs | 15-24yrs | 25-44yrs | 45-64yrs | 65-74yrs | 75-84yrs | 85+yrs |
| 4 weekly | 1 | 58.14 | 55.03 | 61.24 | 0.00 | 150.42 | 50.46 | 17.61 | 28.79 | 34.72 | 48.06 | 68.86 | 96.38 | 0.00 | 143.52 | 53.37 | 44.06 | 48.38 | 52.49 | 52.59 | 64.79 | 91.96 |
| | 2 | 111.81 | 98.72 | 124.89 | 377.25 | 177.88 | 44.51 | 21.61 | 30.05 | 34.33 | 53.90 | 70.49 | 78.47 | 568.18 | 132.40 | 55.00 | 46.81 | 52.88 | 45.46 | 54.35 | 82.44 | 86.53 |
| | 3 | 88.80 | 90.02 | 87.59 | 283.27 | 158.26 | 46.03 | 29.92 | 31.01 | 39.14 | 57.39 | 81.71 | 83.41 | 172.06 | 135.61 | 53.41 | 47.37 | 57.02 | 53.37 | 70.82 | 94.17 | 104.46 |
| | 4 | 74.88 | 68.85 | 80.90 | 204.67 | 113.52 | 38.67 | 23.99 | 27.87 | 31.46 | 42.48 | 65.73 | 71.28 | 196.32 | 118.53 | 53.18 | 41.45 | 46.93 | 53.53 | 59.21 | 78.57 | 80.41 |
| | 5 | 67.81 | 63.96 | 71.67 | 149.87 | 129.51 | 33.69 | 20.12 | 24.07 | 28.95 | 39.53 | 82.75 | 67.13 | 142.30 | 124.10 | 46.64 | 37.75 | 45.85 | 44.84 | 47.36 | 69.06 | 87.11 |
| | 6 | 70.35 | 58.94 | 81.76 | 97.10 | 134.48 | 38.84 | 19.50 | 21.95 | 28.15 | 42.36 | 61.67 | 86.41 | 212.81 | 137.86 | 42.88 | 40.53 | 43.82 | 45.68 | 55.82 | 66.43 | 89.98 |
| | 7 | 70.45 | 68.26 | 72.64 | 169.76 | 147.34 | 35.07 | 22.11 | 21.23 | 32.87 | 35.81 | 59.16 | 90.97 | 191.42 | 111.33 | 43.38 | 42.20 | 45.69 | 44.31 | 46.78 | 59.41 | 69.24 |
| | 8 | 68.34 | 62.82 | 73.86 | 145.58 | 112.11 | 36.81 | 26.22 | 23.84 | 25.28 | 38.23 | 64.84 | 92.43 | 213.06 | 112.54 | 35.57 | 44.33 | 40.79 | 42.62 | 45.64 | 56.04 | 74.12 |
| | 9 | 63.95 | 60.83 | 67.06 | 211.08 | 74.87 | 32.70 | 19.28 | 20.80 | 25.76 | 40.15 | 51.78 | 71.07 | 165.21 | 104.58 | 36.93 | 34.57 | 36.71 | 36.92 | 46.58 | 57.74 | 84.34 |
| | 10 | 76.07 | 72.94 | 79.20 | 217.44 | 119.66 | 46.48 | 25.67 | 25.78 | 31.33 | 44.44 | 63.11 | 82.53 | 203.54 | 126.14 | 49.29 | 44.18 | 45.42 | 44.70 | 45.21 | 64.54 | 89.75 |
| | 11 | 79.58 | 70.07 | 89.09 | 205.93 | 90.94 | 41.49 | 21.04 | 25.51 | 32.28 | 45.98 | 72.39 | 95.05 | 269.43 | 123.94 | 44.00 | 43.63 | 41.54 | 47.54 | 45.15 | 77.76 | 108.79 |
| | 12 | 74.24 | 75.84 | 72.65 | 254.55 | 121.42 | 31.83 | 23.04 | 22.95 | 36.78 | 45.44 | 55.65 | 90.90 | 176.61 | 113.50 | 48.76 | 36.54 | 40.27 | 39.88 | 54.17 | 73.24 | 70.89 |
| | 13 | 75.69 | 74.14 | 77.24 | 248.33 | 114.08 | 42.10 | 22.53 | 22.04 | 35.30 | 49.14 | 61.81 | 71.94 | 214.10 | 92.63 | 45.02 | 37.23 | 41.29 | 47.05 | 54.54 | 61.99 | 101.36 |
| Quarter | 1 | 84.09 | 79.24 | 88.93 | 203.24 | 161.28 | 47.27 | 22.63 | 29.86 | 35.96 | 52.73 | 73.31 | 86.88 | 227.77 | 137.66 | 53.88 | 45.92 | 52.42 | 50.60 | 58.74 | 79.26 | 94.14 |
| | 2 | 70.21 | 63.21 | 77.21 | 149.89 | 126.86 | 36.87 | 21.20 | 24.44 | 29.16 | 40.65 | 68.68 | 71.17 | 178.87 | 125.90 | 47.72 | 39.79 | 45.20 | 48.33 | 51.88 | 70.37 | 86.84 |
| | 3 | 69.64 | 67.02 | 72.27 | 191.03 | 109.98 | 37.86 | 24.05 | 22.68 | 29.00 | 38.40 | 59.98 | 90.20 | 193.55 | 115.04 | 39.73 | 40.83 | 42.52 | 41.04 | 47.52 | 56.61 | 73.56 |
| | 4 | 76.24 | 72.40 | 80.08 | 227.52 | 110.92 | 38.52 | 21.83 | 23.68 | 34.05 | 47.62 | 63.07 | 84.36 | 221.27 | 109.17 | 46.13 | 40.11 | 40.92 | 44.75 | 50.69 | 72.02 | 95.62 |
| Year | 15/16 | 75.07 | 70.50 | 79.63 | 193.57 | 126.95 | 40.10 | 22.42 | 25.14 | 32.08 | 44.90 | 66.20 | 83.17 | 205.66 | 121.70 | 46.85 | 41.64 | 45.18 | 46.15 | 52.18 | 69.61 | 87.69 |
| Episodes | F/N | 26947.00 | 11219.00 | 15728.00 | 287.00 | 1736.00 | 1329.00 | 834.00 | 2127.00 | 2366.00 | 1163.00 | 942.00 | 435.00 | 277.00 | 1621.00 | 1500.00 | 1555.00 | 3873.00 | 3372.00 | 1469.00 | 1220.00 | 841.00 |

Mean weekly incidence rate per 100,000 Persons.

Symptoms involving Skin and Oth Integument Tiss (ICD10: R20-R23)

| | | | All ages | | | Male | | | | | | | | Female | | | | | | | | | |
|--------------------------|----------|-------|---------------|----------|----------|--------|--------|---------|----------|----------|----------|----------|----------|--------|--------|--------|---------|----------|----------|----------|----------|----------|--------|
| | | | Male & Female | Male | Female | <1yr | 1-4yrs | 5-14yrs | 15-24yrs | 25-44yrs | 45-64yrs | 65-74yrs | 75-84yrs | 85+yrs | <1yr | 1-4yrs | 5-14yrs | 15-24yrs | 25-44yrs | 45-64yrs | 65-74yrs | 75-84yrs | 85+yrs |
| North | Quarter | 1 | 73.61 | 76.34 | 70.89 | 109.89 | 203.31 | 58.21 | 21.40 | 34.59 | 35.71 | 53.61 | 81.06 | 89.24 | 0.00 | 149.59 | 59.11 | 49.56 | 59.62 | 53.51 | 64.79 | 85.43 | 116.43 |
| | | 2 | 68.59 | 63.53 | 73.65 | 149.01 | 128.26 | 36.43 | 19.62 | 22.34 | 28.55 | 40.28 | 69.68 | 77.61 | 150.20 | 135.30 | 46.49 | 44.01 | 44.58 | 48.39 | 41.86 | 65.56 | 86.47 |
| | | 3 | 75.60 | 71.02 | 80.19 | 250.51 | 103.88 | 34.50 | 24.58 | 20.07 | 30.26 | 35.90 | 60.31 | 79.14 | 255.75 | 123.02 | 44.81 | 38.48 | 45.16 | 42.41 | 43.27 | 60.70 | 68.12 |
| | | 4 | 77.39 | 73.78 | 80.99 | 210.76 | 114.82 | 39.64 | 22.20 | 23.84 | 34.01 | 48.81 | 71.69 | 98.30 | 217.82 | 109.59 | 45.38 | 45.03 | 44.62 | 47.13 | 53.68 | 76.92 | 88.75 |
| | Year | 15/16 | 73.87 | 71.22 | 76.52 | 180.62 | 137.14 | 42.15 | 21.95 | 25.18 | 32.17 | 44.73 | 70.70 | 86.30 | 157.11 | 129.00 | 48.88 | 44.29 | 48.42 | 47.85 | 50.95 | 72.24 | 89.92 |
| | Episodes | F/N | 8,307.00 | 3,440.00 | 4,867.00 | 85.00 | 488.00 | 383.00 | 288.00 | 555.00 | 761.00 | 405.00 | 338.00 | 137.00 | 83.00 | 451.00 | 440.00 | 569.00 | 1,045.00 | 1,105.00 | 490.00 | 421.00 | 263.00 |
| South | Quarter | 1 | 77.67 | 91.74 | 63.59 | 360.22 | 165.14 | 30.12 | 29.20 | 22.69 | 31.84 | 47.62 | 62.15 | 76.64 | 91.58 | 117.16 | 36.06 | 36.10 | 46.54 | 40.74 | 46.47 | 69.42 | 88.28 |
| | | 2 | 65.97 | 61.05 | 70.89 | 132.37 | 132.77 | 33.16 | 19.45 | 20.61 | 28.49 | 34.60 | 74.30 | 73.73 | 98.17 | 122.18 | 44.64 | 47.09 | 42.24 | 46.23 | 54.57 | 80.57 | 102.33 |
| | | 3 | 67.92 | 66.09 | 69.76 | 175.59 | 131.43 | 31.71 | 20.97 | 22.90 | 30.87 | 37.67 | 65.68 | 77.94 | 144.16 | 130.46 | 37.27 | 48.48 | 41.63 | 43.98 | 45.55 | 61.90 | 74.44 |
| | | 4 | 83.24 | 79.25 | 87.23 | 276.95 | 123.14 | 33.29 | 21.72 | 22.98 | 36.09 | 52.94 | 62.54 | 83.56 | 240.64 | 110.61 | 49.69 | 48.04 | 39.61 | 49.44 | 53.84 | 67.81 | 125.41 |
| | Year | 15/16 | 73.88 | 74.62 | 73.14 | 237.05 | 137.84 | 32.09 | 22.81 | 22.31 | 31.91 | 43.39 | 66.10 | 78.07 | 145.46 | 119.92 | 42.06 | 44.99 | 42.45 | 45.18 | 50.18 | 69.88 | 98.14 |
| | Episodes | F/N | 6,490.00 | 2,711.00 | 3,779.00 | 65.00 | 437.00 | 265.00 | 216.00 | 401.00 | 610.00 | 327.00 | 269.00 | 121.00 | 52.00 | 353.00 | 331.00 | 403.00 | 752.00 | 867.00 | 400.00 | 344.00 | 277.00 |
| London | Quarter | 1 | 114.61 | 63.66 | 165.57 | 0.00 | 177.25 | 69.73 | 24.56 | 36.74 | 45.40 | 67.25 | 90.66 | 61.32 | 819.49 | 170.22 | 78.65 | 57.63 | 59.51 | 59.10 | 64.12 | 84.74 | 96.62 |
| | | 2 | 90.68 | 83.62 | 97.74 | 276.50 | 138.45 | 48.15 | 24.24 | 33.65 | 38.06 | 55.66 | 77.21 | 60.71 | 326.64 | 148.30 | 63.62 | 36.81 | 49.17 | 57.42 | 56.43 | 74.22 | 67.09 |
| | | 3 | 80.99 | 80.98 | 81.00 | 220.63 | 123.52 | 59.37 | 29.63 | 28.71 | 33.94 | 49.78 | 67.57 | 115.67 | 239.69 | 110.81 | 46.60 | 42.54 | 44.79 | 51.59 | 63.25 | 57.28 | 72.49 |
| | | 4 | 86.82 | 82.37 | 91.27 | 262.36 | 114.57 | 52.87 | 25.70 | 24.16 | 39.48 | 52.40 | 72.71 | 97.06 | 261.61 | 131.11 | 55.40 | 39.18 | 47.74 | 47.04 | 57.46 | 92.05 | 89.82 |
| | Year | 15/16 | 93.15 | 77.75 | 108.56 | 191.24 | 138.00 | 57.44 | 26.02 | 30.69 | 39.22 | 56.20 | 76.96 | 83.94 | 409.02 | 139.94 | 60.96 | 43.95 | 50.25 | 53.66 | 60.26 | 77.36 | 81.66 |
| | Episodes | F/N | 6,978.00 | 2,963.00 | 4,015.00 | 104.00 | 513.00 | 447.00 | 187.00 | 798.00 | 535.00 | 180.00 | 141.00 | 58.00 | 107.00 | 518.00 | 453.00 | 344.00 | 1,394.00 | 700.00 | 222.00 | 184.00 | 93.00 |
| Midlands And East | Quarter | 1 | 70.45 | 85.23 | 55.68 | 342.84 | 99.42 | 31.01 | 15.35 | 25.43 | 30.88 | 42.43 | 59.38 | 120.31 | 0.00 | 113.69 | 41.70 | 40.41 | 44.01 | 49.03 | 59.59 | 77.46 | 75.22 |
| | | 2 | 55.61 | 44.65 | 66.56 | 41.71 | 107.96 | 29.75 | 21.50 | 21.18 | 21.54 | 32.04 | 53.55 | 72.63 | 140.48 | 97.80 | 36.14 | 31.27 | 44.79 | 41.28 | 54.68 | 61.13 | 91.48 |
| | | 3 | 54.05 | 49.99 | 58.10 | 117.37 | 81.08 | 25.84 | 21.05 | 19.04 | 20.91 | 30.26 | 46.35 | 88.03 | 134.60 | 95.88 | 30.22 | 33.81 | 38.51 | 26.15 | 37.99 | 46.58 | 79.20 |
| | | 4 | 57.50 | 54.18 | 60.82 | 160.00 | 91.13 | 28.28 | 17.72 | 23.73 | 26.61 | 36.34 | 45.33 | 58.53 | 165.02 | 85.38 | 34.05 | 28.21 | 31.74 | 35.41 | 37.79 | 51.28 | 78.52 |
| | Year | 15/16 | 59.37 | 58.43 | 60.30 | 165.38 | 94.83 | 28.71 | 18.88 | 22.37 | 25.01 | 35.29 | 51.04 | 84.38 | 111.06 | 97.95 | 35.50 | 33.32 | 39.61 | 37.92 | 47.33 | 58.97 | 81.05 |
| | Episodes | F/N | 5,172.00 | 2,105.00 | 3,067.00 | 33.00 | 298.00 | 234.00 | 143.00 | 373.00 | 460.00 | 251.00 | 194.00 | 119.00 | 35.00 | 299.00 | 276.00 | 239.00 | 682.00 | 700.00 | 357.00 | 271.00 | 208.00 |

Mean weekly incidence rate per 100,000 Persons.

Upper Respiratory Tract Infections (ICD10: J00-J06)

| | | All ages | | | Male | | | | | | | | | Female | | | | | | | | |
|----------|-------|---------------|----------|----------|---------|----------|----------|----------|----------|----------|----------|----------|--------|---------|----------|----------|----------|----------|----------|----------|----------|--------|
| | | Male & Female | Male | Female | <1yr | 1-4yrs | 5-14yrs | 15-24yrs | 25-44yrs | 45-64yrs | 65-74yrs | 75-84yrs | 85+yrs | <1yr | 1-4yrs | 5-14yrs | 15-24yrs | 25-44yrs | 45-64yrs | 65-74yrs | 75-84yrs | 85+yrs |
| 4 weekly | 1 | 202.69 | 189.48 | 215.91 | 0.00 | 997.51 | 272.61 | 110.69 | 85.85 | 58.65 | 65.88 | 52.84 | 61.27 | 0.00 | 852.19 | 303.05 | 221.70 | 199.47 | 128.57 | 105.25 | 87.21 | 45.73 |
| | 2 | 208.97 | 181.95 | 236.00 | 390.63 | 712.39 | 209.64 | 77.73 | 66.43 | 47.61 | 43.61 | 40.51 | 48.97 | 781.25 | 596.57 | 219.67 | 165.47 | 131.93 | 84.71 | 66.05 | 45.86 | 32.53 |
| | 3 | 197.78 | 197.01 | 198.56 | 562.65 | 738.09 | 179.53 | 77.31 | 63.58 | 44.06 | 46.06 | 30.80 | 31.01 | 320.26 | 694.89 | 213.71 | 153.02 | 147.97 | 88.21 | 64.89 | 64.88 | 39.23 |
| | 4 | 155.25 | 160.25 | 150.26 | 479.10 | 542.41 | 114.37 | 75.53 | 60.26 | 41.93 | 49.55 | 44.77 | 34.35 | 243.24 | 457.07 | 110.75 | 161.56 | 125.37 | 84.46 | 76.64 | 58.87 | 34.35 |
| | 5 | 243.49 | 243.21 | 243.78 | 817.33 | 807.10 | 184.67 | 111.58 | 64.99 | 48.49 | 60.98 | 40.20 | 53.49 | 614.67 | 736.97 | 212.13 | 195.72 | 145.00 | 91.58 | 80.98 | 55.09 | 61.84 |
| | 6 | 381.79 | 373.51 | 390.08 | 1083.49 | 1473.63 | 275.30 | 110.61 | 84.59 | 66.74 | 85.66 | 79.92 | 101.65 | 887.53 | 1348.14 | 313.71 | 248.80 | 207.89 | 151.59 | 113.18 | 110.39 | 129.46 |
| | 7 | 416.81 | 396.30 | 437.33 | 1235.13 | 1576.35 | 261.48 | 106.03 | 87.21 | 67.84 | 76.86 | 80.04 | 75.76 | 1194.42 | 1572.26 | 292.70 | 235.51 | 190.85 | 131.11 | 128.12 | 97.20 | 93.76 |
| | 8 | 574.22 | 572.35 | 576.09 | 2229.55 | 1891.89 | 436.77 | 133.71 | 96.51 | 80.49 | 95.41 | 83.43 | 103.42 | 1805.75 | 1817.71 | 473.21 | 267.42 | 244.72 | 177.95 | 154.84 | 129.06 | 114.17 |
| | 9 | 400.91 | 378.99 | 422.83 | 1315.82 | 1138.75 | 280.08 | 142.78 | 111.68 | 100.28 | 116.28 | 113.71 | 91.53 | 1265.28 | 1030.27 | 326.84 | 258.89 | 262.63 | 196.59 | 154.25 | 145.43 | 165.29 |
| | 10 | 536.39 | 525.27 | 547.50 | 1778.38 | 1752.24 | 519.61 | 150.86 | 119.38 | 110.96 | 109.10 | 86.12 | 100.76 | 1500.91 | 1608.34 | 543.31 | 307.08 | 306.24 | 235.04 | 174.50 | 137.12 | 115.02 |
| | 11 | 515.26 | 501.33 | 529.19 | 1651.38 | 1651.19 | 464.84 | 174.91 | 134.40 | 112.16 | 118.75 | 86.01 | 118.36 | 1485.60 | 1480.29 | 505.21 | 322.49 | 328.85 | 236.05 | 156.53 | 142.74 | 104.93 |
| | 12 | 453.15 | 436.58 | 469.73 | 1553.31 | 1310.24 | 444.96 | 155.35 | 120.36 | 95.70 | 103.90 | 90.70 | 54.68 | 1324.58 | 1266.00 | 502.96 | 281.91 | 269.83 | 187.39 | 156.96 | 130.99 | 106.94 |
| | 13 | 347.97 | 339.62 | 356.33 | 1390.50 | 940.52 | 254.45 | 121.25 | 84.02 | 66.00 | 72.04 | 73.09 | 54.70 | 1204.43 | 863.00 | 291.77 | 218.61 | 196.57 | 143.35 | 112.35 | 101.13 | 75.75 |
| Quarter | 1 | 203.12 | 189.48 | 216.75 | 293.31 | 829.96 | 224.59 | 90.28 | 73.02 | 50.76 | 52.93 | 42.27 | 48.17 | 338.93 | 725.14 | 249.90 | 183.27 | 162.84 | 102.66 | 80.77 | 67.61 | 39.67 |
| | 2 | 269.03 | 266.14 | 271.93 | 803.98 | 986.52 | 195.73 | 98.97 | 70.50 | 53.75 | 66.08 | 57.25 | 62.47 | 626.53 | 889.26 | 213.18 | 202.35 | 162.02 | 110.69 | 91.49 | 76.21 | 75.64 |
| | 3 | 480.27 | 467.09 | 493.45 | 1669.59 | 1562.11 | 361.23 | 133.19 | 102.49 | 87.43 | 97.99 | 91.24 | 98.57 | 1450.13 | 1494.50 | 400.38 | 266.10 | 244.38 | 178.96 | 152.28 | 127.94 | 126.33 |
| | 4 | 454.29 | 441.26 | 467.33 | 1569.97 | 1371.79 | 407.55 | 150.89 | 114.62 | 94.79 | 101.51 | 84.40 | 75.81 | 1364.93 | 1266.53 | 451.00 | 278.72 | 273.47 | 198.21 | 147.46 | 127.01 | 98.60 |
| Year | 15/16 | 353.61 | 342.88 | 364.34 | 1093.38 | 1191.07 | 299.35 | 118.94 | 90.62 | 72.12 | 80.04 | 69.08 | 71.34 | 953.05 | 1097.11 | 330.93 | 233.48 | 211.86 | 148.58 | 118.56 | 100.21 | 85.32 |
| Episodes | F/N | 121728.00 | 50253.00 | 71475.00 | 1998.00 | 16864.00 | 10261.00 | 4464.00 | 7707.00 | 5435.00 | 2152.00 | 1004.00 | 368.00 | 1689.00 | 15022.00 | 10895.00 | 8736.00 | 18052.00 | 11077.00 | 3424.00 | 1760.00 | 820.00 |

Mean weekly incidence rate per 100,000 Persons.

Upper Respiratory Tract Infections (ICD10: J00-J06)

| | | All ages | | | Male | | | | | | | | | Female | | | | | | | | | |
|-------------------|----------|---------------|-----------|-----------|-----------|----------|----------|----------|----------|----------|----------|----------|--------|--------|----------|----------|----------|----------|----------|----------|----------|--------|--------|
| | | Male & Female | Male | Female | <1yr | 1-4yrs | 5-14yrs | 15-24yrs | 25-44yrs | 45-64yrs | 65-74yrs | 75-84yrs | 85+yrs | <1yr | 1-4yrs | 5-14yrs | 15-24yrs | 25-44yrs | 45-64yrs | 65-74yrs | 75-84yrs | 85+yrs | |
| North | Quarter | 1 | 208.90 | 216.05 | 201.76 | 389.91 | 950.72 | 217.53 | 103.23 | 84.39 | 56.35 | 53.91 | 44.89 | 43.48 | 0.00 | 795.36 | 284.85 | 216.96 | 197.06 | 116.32 | 83.69 | 84.23 | 37.35 |
| | | 2 | 257.02 | 243.04 | 271.01 | 678.09 | 933.27 | 175.88 | 92.84 | 66.60 | 53.20 | 66.66 | 62.49 | 58.31 | 527.19 | 934.06 | 223.77 | 216.14 | 174.61 | 113.41 | 92.02 | 75.07 | 82.78 |
| | | 3 | 475.76 | 470.31 | 481.21 | 1,763.47 | 1,523.23 | 345.43 | 123.74 | 101.16 | 87.84 | 102.29 | 102.05 | 83.61 | 1,365.86 | 1,472.63 | 390.62 | 247.38 | 255.88 | 185.41 | 160.03 | 138.62 | 114.45 |
| | | 4 | 468.14 | 456.05 | 480.24 | 1,738.84 | 1,378.89 | 384.64 | 139.91 | 117.16 | 90.04 | 101.57 | 82.43 | 70.98 | 1,513.95 | 1,260.70 | 431.42 | 255.57 | 271.49 | 190.82 | 157.52 | 124.97 | 115.69 |
| | Year | 15/16 | 354.64 | 348.43 | 360.85 | 1,153.83 | 1,199.97 | 282.83 | 115.40 | 92.79 | 72.20 | 81.49 | 73.14 | 64.23 | 864.24 | 1,118.43 | 334.53 | 234.42 | 225.64 | 152.23 | 123.96 | 106.08 | 88.10 |
| | Episodes | F/N | 37,343.00 | 15,073.00 | 22,270.00 | 650.00 | 4,760.00 | 2,829.00 | 1,554.00 | 2,246.00 | 1,770.00 | 787.00 | 369.00 | 108.00 | 520.00 | 4,252.00 | 3,206.00 | 3,178.00 | 5,208.00 | 3,709.00 | 1,264.00 | 653.00 | 280.00 |
| South | Quarter | 1 | 162.66 | 149.87 | 175.44 | 76.16 | 768.39 | 189.58 | 86.91 | 69.80 | 47.55 | 34.75 | 41.61 | 34.11 | 160.26 | 629.24 | 208.59 | 176.20 | 148.57 | 90.03 | 61.47 | 53.66 | 50.93 |
| | | 2 | 277.97 | 283.64 | 272.30 | 1,027.79 | 962.41 | 173.70 | 94.92 | 69.37 | 51.15 | 51.28 | 53.22 | 68.96 | 761.63 | 829.18 | 198.90 | 198.19 | 162.14 | 97.90 | 83.62 | 64.14 | 55.02 |
| | | 3 | 492.84 | 474.94 | 510.74 | 1,798.03 | 1,618.90 | 296.82 | 127.22 | 102.76 | 78.00 | 82.14 | 72.96 | 97.61 | 1,718.99 | 1,451.39 | 362.12 | 299.17 | 238.05 | 157.50 | 141.03 | 114.22 | 114.21 |
| | | 4 | 451.03 | 450.55 | 451.52 | 1,699.28 | 1,361.10 | 380.36 | 149.99 | 118.26 | 93.57 | 101.33 | 87.76 | 63.32 | 1,260.36 | 1,281.01 | 418.05 | 278.75 | 287.03 | 193.86 | 137.72 | 110.81 | 96.06 |
| | Year | 15/16 | 348.10 | 341.84 | 354.37 | 1,160.67 | 1,181.16 | 262.38 | 115.42 | 90.58 | 68.06 | 68.02 | 64.34 | 65.95 | 980.69 | 1,052.11 | 299.20 | 238.84 | 210.42 | 135.94 | 106.56 | 86.18 | 79.37 |
| | Episodes | F/N | 27,143.00 | 11,315.00 | 15,828.00 | 445.00 | 3,758.00 | 2,185.00 | 1,107.00 | 1,645.00 | 1,302.00 | 513.00 | 258.00 | 102.00 | 359.00 | 3,151.00 | 2,349.00 | 2,130.00 | 3,751.00 | 2,602.00 | 845.00 | 421.00 | 220.00 |
| London | Quarter | 1 | 214.97 | 228.84 | 201.10 | 480.77 | 905.56 | 281.76 | 87.64 | 72.49 | 55.48 | 67.02 | 41.99 | 66.85 | 76.92 | 819.51 | 289.23 | 165.97 | 150.76 | 118.85 | 101.97 | 69.35 | 17.35 |
| | | 2 | 304.93 | 298.76 | 311.10 | 838.92 | 1,122.92 | 256.90 | 117.51 | 73.17 | 64.13 | 84.58 | 69.65 | 61.03 | 752.21 | 1,030.25 | 253.48 | 187.37 | 159.30 | 122.52 | 103.38 | 107.59 | 83.81 |
| | | 3 | 498.31 | 480.16 | 516.46 | 1,662.92 | 1,598.29 | 460.28 | 128.09 | 93.84 | 94.13 | 105.84 | 96.58 | 81.50 | 1,423.96 | 1,643.45 | 472.34 | 211.57 | 217.66 | 205.02 | 169.81 | 154.15 | 150.16 |
| | | 4 | 461.35 | 444.99 | 477.71 | 1,464.91 | 1,424.41 | 470.51 | 142.64 | 103.94 | 102.15 | 113.36 | 91.92 | 91.04 | 1,394.31 | 1,286.49 | 526.22 | 244.17 | 231.45 | 207.03 | 166.04 | 147.52 | 96.19 |
| | Year | 15/16 | 371.61 | 364.73 | 378.50 | 1,118.54 | 1,265.85 | 369.31 | 119.42 | 86.20 | 79.41 | 93.09 | 75.35 | 75.41 | 920.95 | 1,196.65 | 387.97 | 203.06 | 190.58 | 164.18 | 135.88 | 120.18 | 87.05 |
| | Episodes | F/N | 31,884.00 | 13,408.00 | 18,476.00 | 599.00 | 4,975.00 | 3,011.00 | 874.00 | 2,320.00 | 1,130.00 | 306.00 | 141.00 | 52.00 | 536.00 | 4,630.00 | 3,079.00 | 1,646.00 | 5,458.00 | 2,219.00 | 515.00 | 290.00 | 103.00 |
| Midlands And East | Quarter | 1 | 225.94 | 163.15 | 288.72 | 226.42 | 695.16 | 209.50 | 83.32 | 65.41 | 43.68 | 56.05 | 40.58 | 48.25 | 1,118.52 | 656.45 | 216.94 | 173.94 | 154.99 | 85.42 | 75.95 | 63.21 | 53.05 |
| | | 2 | 236.21 | 239.11 | 233.31 | 671.11 | 927.48 | 176.44 | 90.61 | 72.85 | 46.51 | 61.82 | 43.64 | 61.57 | 465.08 | 763.55 | 176.59 | 207.69 | 152.03 | 108.92 | 86.94 | 58.04 | 80.95 |
| | | 3 | 454.17 | 442.96 | 465.37 | 1,453.95 | 1,508.02 | 342.39 | 153.70 | 112.21 | 89.73 | 101.71 | 93.38 | 131.55 | 1,291.73 | 1,410.52 | 376.45 | 306.29 | 265.95 | 167.92 | 138.25 | 104.77 | 126.48 |
| | | 4 | 436.64 | 413.44 | 459.84 | 1,376.84 | 1,322.76 | 394.67 | 171.01 | 119.13 | 93.41 | 89.78 | 75.49 | 77.90 | 1,291.11 | 1,237.90 | 428.32 | 336.40 | 303.92 | 201.15 | 128.53 | 124.75 | 86.49 |
| | Year | 15/16 | 340.10 | 316.53 | 363.66 | 940.47 | 1,117.30 | 282.90 | 125.53 | 92.90 | 68.81 | 77.57 | 63.50 | 79.78 | 1,046.32 | 1,021.27 | 302.00 | 257.60 | 220.82 | 141.99 | 107.82 | 88.39 | 86.74 |
| | Episodes | F/N | 25,358.00 | 10,457.00 | 14,901.00 | 304.00 | 3,371.00 | 2,236.00 | 929.00 | 1,496.00 | 1,233.00 | 546.00 | 236.00 | 106.00 | 274.00 | 2,989.00 | 2,261.00 | 1,782.00 | 3,635.00 | 2,547.00 | 800.00 | 396.00 | 217.00 |

Mean weekly incidence rate per 100,000 Persons.

Urinary Tract Infection/Cystitis (ICD10: N30,N390)

| | | All ages | | | Male | | | | | | | | | Female | | | | | | | | |
|-----------------|-------|---------------|---------|----------|-------|--------|---------|----------|----------|----------|----------|----------|--------|--------|--------|---------|----------|----------|----------|----------|----------|---------|
| | | Male & Female | Male | Female | <1yr | 1-4yrs | 5-14yrs | 15-24yrs | 25-44yrs | 45-64yrs | 65-74yrs | 75-84yrs | 85+yrs | <1yr | 1-4yrs | 5-14yrs | 15-24yrs | 25-44yrs | 45-64yrs | 65-74yrs | 75-84yrs | 85+yrs |
| 4 weekly | 1 | 37.47 | 20.59 | 54.35 | 0.00 | 9.15 | 1.15 | 1.06 | 1.71 | 6.55 | 19.55 | 57.64 | 88.54 | 0.00 | 13.28 | 16.33 | 43.31 | 36.98 | 41.70 | 60.13 | 103.68 | 173.71 |
| | 2 | 37.93 | 22.49 | 53.38 | 0.00 | 6.15 | 2.81 | 2.64 | 1.80 | 6.39 | 18.08 | 50.45 | 114.08 | 0.00 | 11.62 | 13.44 | 33.23 | 34.86 | 41.50 | 76.90 | 94.54 | 174.32 |
| | 3 | 45.20 | 29.32 | 61.08 | 82.24 | 6.92 | 2.24 | 0.34 | 2.82 | 9.38 | 26.98 | 47.97 | 84.98 | 0.00 | 23.83 | 17.44 | 41.04 | 43.53 | 46.37 | 78.78 | 131.12 | 167.64 |
| | 4 | 43.19 | 19.86 | 66.51 | 0.00 | 6.28 | 2.21 | 0.76 | 3.15 | 6.88 | 23.12 | 46.24 | 90.12 | 0.00 | 21.75 | 16.31 | 41.87 | 41.22 | 46.47 | 91.45 | 142.88 | 196.63 |
| | 5 | 43.81 | 26.12 | 61.51 | 13.56 | 9.57 | 2.33 | 2.09 | 3.32 | 7.26 | 19.69 | 52.74 | 124.50 | 0.00 | 25.64 | 17.87 | 37.14 | 39.39 | 44.82 | 90.55 | 133.56 | 164.59 |
| | 6 | 43.65 | 21.94 | 65.36 | 21.91 | 7.36 | 2.67 | 1.01 | 3.83 | 8.08 | 22.23 | 42.61 | 87.77 | 25.31 | 29.97 | 17.73 | 50.29 | 39.37 | 46.11 | 75.68 | 137.33 | 166.41 |
| | 7 | 39.08 | 20.19 | 57.97 | 9.86 | 6.29 | 2.56 | 1.35 | 3.95 | 7.32 | 16.90 | 46.69 | 86.83 | 7.93 | 22.38 | 16.29 | 42.38 | 44.38 | 43.80 | 78.12 | 113.59 | 152.87 |
| | 8 | 40.42 | 19.70 | 61.13 | 0.00 | 4.96 | 2.38 | 1.49 | 2.16 | 7.68 | 20.76 | 53.13 | 84.75 | 16.06 | 26.80 | 17.30 | 47.03 | 37.80 | 43.13 | 83.83 | 112.20 | 166.03 |
| | 9 | 40.40 | 19.91 | 60.90 | 23.58 | 5.94 | 2.54 | 0.87 | 2.09 | 9.38 | 24.59 | 48.24 | 61.94 | 11.06 | 11.02 | 12.10 | 38.96 | 36.91 | 39.58 | 74.72 | 121.50 | 202.21 |
| | 10 | 45.00 | 26.11 | 63.89 | 13.01 | 9.06 | 3.34 | 1.83 | 3.35 | 8.05 | 29.66 | 64.12 | 102.58 | 18.09 | 24.06 | 24.37 | 47.75 | 40.55 | 41.17 | 68.59 | 114.77 | 195.70 |
| | 11 | 41.66 | 20.89 | 62.43 | 6.88 | 3.83 | 3.06 | 3.29 | 1.89 | 8.65 | 24.97 | 49.47 | 85.94 | 7.81 | 36.24 | 15.13 | 39.87 | 37.74 | 42.67 | 83.52 | 120.41 | 178.48 |
| | 12 | 40.28 | 21.35 | 59.21 | 13.49 | 10.51 | 2.66 | 0.41 | 1.86 | 7.93 | 20.73 | 51.57 | 82.99 | 25.30 | 27.66 | 17.83 | 41.05 | 33.16 | 41.15 | 67.77 | 105.05 | 173.95 |
| | 13 | 41.22 | 24.95 | 57.50 | 13.20 | 3.40 | 1.35 | 0.19 | 2.21 | 6.82 | 24.65 | 59.59 | 113.12 | 6.29 | 18.51 | 17.30 | 44.81 | 37.14 | 37.40 | 82.02 | 104.38 | 169.68 |
| Quarter | 1 | 39.99 | 23.86 | 56.12 | 25.30 | 7.54 | 2.00 | 1.32 | 2.08 | 7.37 | 21.38 | 52.45 | 95.31 | 0.00 | 16.02 | 15.78 | 39.51 | 38.34 | 43.07 | 71.03 | 109.31 | 172.03 |
| | 2 | 43.08 | 22.07 | 64.08 | 10.91 | 7.14 | 2.51 | 1.25 | 3.47 | 7.38 | 21.44 | 45.92 | 98.58 | 7.79 | 25.10 | 16.82 | 43.89 | 39.49 | 45.34 | 85.35 | 136.72 | 176.25 |
| | 3 | 40.97 | 21.80 | 60.15 | 14.29 | 6.91 | 2.54 | 1.08 | 2.54 | 8.53 | 22.51 | 54.43 | 83.33 | 12.49 | 20.68 | 16.75 | 42.97 | 40.58 | 41.46 | 78.11 | 114.67 | 173.60 |
| | 4 | 41.59 | 22.42 | 60.76 | 9.59 | 6.15 | 2.47 | 1.63 | 2.36 | 7.53 | 24.13 | 53.79 | 94.10 | 14.84 | 27.21 | 18.04 | 42.53 | 36.41 | 41.19 | 75.71 | 111.04 | 179.87 |
| Year | 15/16 | 41.41 | 22.53 | 60.29 | 14.92 | 6.92 | 2.38 | 1.33 | 2.61 | 7.70 | 22.40 | 51.69 | 92.85 | 8.89 | 22.35 | 16.87 | 42.23 | 38.66 | 42.74 | 77.52 | 117.81 | 175.52 |
| Episodes | F/N | 17602.00 | 2883.00 | 14719.00 | 18.00 | 96.00 | 82.00 | 48.00 | 221.00 | 573.00 | 596.00 | 764.00 | 485.00 | 18.00 | 294.00 | 552.00 | 1603.00 | 3272.00 | 3131.00 | 2178.00 | 2034.00 | 1637.00 |

Mean weekly incidence rate per 100,000 Persons.

Urinary Tract Infection/Cystitis (ICD10: N30,N390)

| | | All ages | | | Male | | | | | | | | | Female | | | | | | | | | |
|--------------------------|----------|---------------|-----------|-----------|-----------|----------|----------|----------|----------|----------|----------|----------|--------|--------|----------|----------|----------|----------|----------|----------|----------|--------|--------|
| | | Male & Female | Male | Female | <1yr | 1-4yrs | 5-14yrs | 15-24yrs | 25-44yrs | 45-64yrs | 65-74yrs | 75-84yrs | 85+yrs | <1yr | 1-4yrs | 5-14yrs | 15-24yrs | 25-44yrs | 45-64yrs | 65-74yrs | 75-84yrs | 85+yrs | |
| North | Quarter | 1 | 208.90 | 216.05 | 201.76 | 389.91 | 950.72 | 217.53 | 103.23 | 84.39 | 56.35 | 53.91 | 44.89 | 43.48 | 0.00 | 795.36 | 284.85 | 216.96 | 197.06 | 116.32 | 83.69 | 84.23 | 37.35 |
| | | 2 | 257.02 | 243.04 | 271.01 | 678.09 | 933.27 | 175.88 | 92.84 | 66.60 | 53.20 | 66.66 | 62.49 | 58.31 | 527.19 | 934.06 | 223.77 | 216.14 | 174.61 | 113.41 | 92.02 | 75.07 | 82.78 |
| | | 3 | 475.76 | 470.31 | 481.21 | 1,763.47 | 1,523.23 | 345.43 | 123.74 | 101.16 | 87.84 | 102.29 | 102.05 | 83.61 | 1,365.86 | 1,472.63 | 390.62 | 247.38 | 255.88 | 185.41 | 160.03 | 138.62 | 114.45 |
| | | 4 | 468.14 | 456.05 | 480.24 | 1,738.84 | 1,378.89 | 384.64 | 139.91 | 117.16 | 90.04 | 101.57 | 82.43 | 70.98 | 1,513.95 | 1,260.70 | 431.42 | 255.57 | 271.49 | 190.82 | 157.52 | 124.97 | 115.69 |
| | Year | 15/16 | 354.64 | 348.43 | 360.85 | 1,153.83 | 1,199.97 | 282.83 | 115.40 | 92.79 | 72.20 | 81.49 | 73.14 | 64.23 | 864.24 | 1,118.43 | 334.53 | 234.42 | 225.64 | 152.23 | 123.96 | 106.08 | 88.10 |
| | Episodes | F/N | 37,343.00 | 15,073.00 | 22,270.00 | 650.00 | 4,760.00 | 2,829.00 | 1,554.00 | 2,246.00 | 1,770.00 | 787.00 | 369.00 | 108.00 | 520.00 | 4,252.00 | 3,206.00 | 3,178.00 | 5,208.00 | 3,709.00 | 1,264.00 | 653.00 | 280.00 |
| South | Quarter | 1 | 162.66 | 149.87 | 175.44 | 76.16 | 768.39 | 189.58 | 86.91 | 69.80 | 47.55 | 34.75 | 41.61 | 34.11 | 160.26 | 629.24 | 208.59 | 176.20 | 148.57 | 90.03 | 61.47 | 53.66 | 50.93 |
| | | 2 | 277.97 | 283.64 | 272.30 | 1,027.79 | 962.41 | 173.70 | 94.92 | 69.37 | 51.15 | 51.28 | 53.22 | 68.96 | 761.63 | 829.18 | 198.90 | 198.19 | 162.14 | 97.90 | 83.62 | 64.14 | 55.02 |
| | | 3 | 492.84 | 474.94 | 510.74 | 1,798.03 | 1,618.90 | 296.82 | 127.22 | 102.76 | 78.00 | 82.14 | 72.96 | 97.61 | 1,718.99 | 1,451.39 | 362.12 | 299.17 | 238.05 | 157.50 | 141.03 | 114.22 | 114.21 |
| | | 4 | 451.03 | 450.55 | 451.52 | 1,699.28 | 1,361.10 | 380.36 | 149.99 | 118.26 | 93.57 | 101.33 | 87.76 | 63.32 | 1,260.36 | 1,281.01 | 418.05 | 278.75 | 287.03 | 193.86 | 137.72 | 110.81 | 96.06 |
| | Year | 15/16 | 348.10 | 341.84 | 354.37 | 1,160.67 | 1,181.16 | 262.38 | 115.42 | 90.58 | 68.06 | 68.02 | 64.34 | 65.95 | 980.69 | 1,052.11 | 299.20 | 238.84 | 210.42 | 135.94 | 106.56 | 86.18 | 79.37 |
| | Episodes | F/N | 27,143.00 | 11,315.00 | 15,828.00 | 445.00 | 3,758.00 | 2,185.00 | 1,107.00 | 1,645.00 | 1,302.00 | 513.00 | 258.00 | 102.00 | 359.00 | 3,151.00 | 2,349.00 | 2,130.00 | 3,751.00 | 2,602.00 | 845.00 | 421.00 | 220.00 |
| London | Quarter | 1 | 214.97 | 228.84 | 201.10 | 480.77 | 905.56 | 281.76 | 87.64 | 72.49 | 55.48 | 67.02 | 41.99 | 66.85 | 76.92 | 819.51 | 289.23 | 165.97 | 150.76 | 118.85 | 101.97 | 69.35 | 17.35 |
| | | 2 | 304.93 | 298.76 | 311.10 | 838.92 | 1,122.92 | 256.90 | 117.51 | 73.17 | 64.13 | 84.58 | 69.65 | 61.03 | 752.21 | 1,030.25 | 253.48 | 187.37 | 159.30 | 122.52 | 103.38 | 107.59 | 83.81 |
| | | 3 | 498.31 | 480.16 | 516.46 | 1,662.92 | 1,598.29 | 460.28 | 128.09 | 93.84 | 94.13 | 105.84 | 96.58 | 81.50 | 1,423.96 | 1,643.45 | 472.34 | 211.57 | 217.66 | 205.02 | 169.81 | 154.15 | 150.16 |
| | | 4 | 461.35 | 444.99 | 477.71 | 1,464.91 | 1,424.41 | 470.51 | 142.64 | 103.94 | 102.15 | 113.36 | 91.92 | 91.04 | 1,394.31 | 1,286.49 | 526.22 | 244.17 | 231.45 | 207.03 | 166.04 | 147.52 | 96.19 |
| | Year | 15/16 | 371.61 | 364.73 | 378.50 | 1,118.54 | 1,265.85 | 369.31 | 119.42 | 86.20 | 79.41 | 93.09 | 75.35 | 75.41 | 920.95 | 1,196.65 | 387.97 | 203.06 | 190.58 | 164.18 | 135.88 | 120.18 | 87.05 |
| | Episodes | F/N | 31,884.00 | 13,408.00 | 18,476.00 | 599.00 | 4,975.00 | 3,011.00 | 874.00 | 2,320.00 | 1,130.00 | 306.00 | 141.00 | 52.00 | 536.00 | 4,630.00 | 3,079.00 | 1,646.00 | 5,458.00 | 2,219.00 | 515.00 | 290.00 | 103.00 |
| Midlands And East | Quarter | 1 | 225.94 | 163.15 | 288.72 | 226.42 | 695.16 | 209.50 | 83.32 | 65.41 | 43.68 | 56.05 | 40.58 | 48.25 | 1,118.52 | 656.45 | 216.94 | 173.94 | 154.99 | 85.42 | 75.95 | 63.21 | 53.05 |
| | | 2 | 236.21 | 239.11 | 233.31 | 671.11 | 927.48 | 176.44 | 90.61 | 72.85 | 46.51 | 61.82 | 43.64 | 61.57 | 465.08 | 763.55 | 176.59 | 207.69 | 152.03 | 108.92 | 86.94 | 58.04 | 80.95 |
| | | 3 | 454.17 | 442.96 | 465.37 | 1,453.95 | 1,508.02 | 342.39 | 153.70 | 112.21 | 89.73 | 101.71 | 93.38 | 131.55 | 1,291.73 | 1,410.52 | 376.45 | 306.29 | 265.95 | 167.92 | 138.25 | 104.77 | 126.48 |
| | | 4 | 436.64 | 413.44 | 459.84 | 1,376.84 | 1,322.76 | 394.67 | 171.01 | 119.13 | 93.41 | 89.78 | 75.49 | 77.90 | 1,291.11 | 1,237.90 | 428.32 | 336.40 | 303.92 | 201.15 | 128.53 | 124.75 | 86.49 |
| | Year | 15/16 | 340.10 | 316.53 | 363.66 | 940.47 | 1,117.30 | 282.90 | 125.53 | 92.90 | 68.81 | 77.57 | 63.50 | 79.78 | 1,046.32 | 1,021.27 | 302.00 | 257.60 | 220.82 | 141.99 | 107.82 | 88.39 | 86.74 |
| | Episodes | F/N | 25,358.00 | 10,457.00 | 14,901.00 | 304.00 | 3,371.00 | 2,236.00 | 929.00 | 1,496.00 | 1,233.00 | 546.00 | 236.00 | 106.00 | 274.00 | 2,989.00 | 2,261.00 | 1,782.00 | 3,635.00 | 2,547.00 | 800.00 | 396.00 | 217.00 |

Mean weekly incidence rate per 100,000 Persons.

Viral Hepatitis (ICD10: B15-B19)

| | | All ages | | | Male | | | | | | | | | Female | | | | | | | | | |
|-----------------|-------|---------------|--------|--------|------|--------|---------|----------|----------|----------|----------|----------|--------|--------|--------|---------|----------|----------|----------|----------|----------|--------|------|
| | | Male & Female | Male | Female | <1yr | 1-4yrs | 5-14yrs | 15-24yrs | 25-44yrs | 45-64yrs | 65-74yrs | 75-84yrs | 85+yrs | <1yr | 1-4yrs | 5-14yrs | 15-24yrs | 25-44yrs | 45-64yrs | 65-74yrs | 75-84yrs | 85+yrs | |
| 4 weekly | 1 | 0.16 | 0.13 | 0.18 | 0.00 | 0.00 | 0.00 | 0.00 | 0.45 | 0.74 | 0.00 | 0.00 | 0.00 | 0.00 | 0.00 | 0.00 | 0.00 | 0.17 | 0.00 | 1.49 | 0.00 | 0.00 | |
| | 2 | 0.17 | 0.29 | 0.05 | 0.00 | 0.00 | 0.00 | 0.00 | 0.62 | 0.93 | 1.06 | 0.00 | 0.00 | 0.00 | 0.00 | 0.00 | 0.00 | 0.16 | 0.27 | 0.00 | 0.00 | 0.00 | |
| | 3 | 0.22 | 0.39 | 0.04 | 0.00 | 0.00 | 0.00 | 0.00 | 1.57 | 1.96 | 0.00 | 0.00 | 0.00 | 0.00 | 0.00 | 0.00 | 0.00 | 0.00 | 0.38 | 0.00 | 0.00 | 0.00 | |
| | 4 | 0.29 | 0.38 | 0.20 | 0.00 | 0.00 | 0.00 | 0.00 | 0.18 | 1.16 | 2.04 | 0.00 | 0.00 | 0.00 | 0.00 | 0.00 | 0.00 | 0.85 | 0.52 | 0.44 | 0.00 | 0.00 | 0.00 |
| | 5 | 0.15 | 0.24 | 0.06 | 0.00 | 0.00 | 0.00 | 0.00 | 0.83 | 0.29 | 1.08 | 0.00 | 0.00 | 0.00 | 0.00 | 0.00 | 0.00 | 0.00 | 0.13 | 0.36 | 0.00 | 0.00 | 0.00 |
| | 6 | 0.21 | 0.28 | 0.14 | 0.00 | 0.00 | 0.00 | 0.51 | 1.18 | 0.84 | 0.00 | 0.00 | 0.00 | 0.00 | 0.00 | 0.00 | 0.00 | 0.00 | 0.78 | 0.18 | 0.30 | 0.00 | 0.00 |
| | 7 | 0.19 | 0.34 | 0.05 | 0.00 | 0.00 | 0.00 | 0.46 | 0.73 | 0.78 | 1.08 | 0.00 | 0.00 | 0.00 | 0.00 | 0.00 | 0.00 | 0.00 | 0.00 | 0.44 | 0.00 | 0.00 | 0.00 |
| | 8 | 0.18 | 0.22 | 0.13 | 0.00 | 0.00 | 0.00 | 0.00 | 0.82 | 0.71 | 0.46 | 0.00 | 0.00 | 0.00 | 0.00 | 0.00 | 0.00 | 0.00 | 0.30 | 0.50 | 0.40 | 0.00 | 0.00 |
| | 9 | 0.20 | 0.17 | 0.24 | 0.00 | 0.00 | 0.00 | 0.00 | 0.11 | 0.99 | 0.42 | 0.00 | 0.00 | 0.00 | 0.00 | 0.00 | 0.48 | 0.00 | 0.82 | 0.35 | 0.00 | 0.51 | 0.00 |
| | 10 | 0.14 | 0.22 | 0.06 | 0.00 | 0.00 | 0.00 | 0.00 | 0.46 | 0.13 | 1.38 | 0.00 | 0.00 | 0.00 | 0.00 | 0.00 | 0.00 | 0.00 | 0.13 | 0.40 | 0.00 | 0.00 | 0.00 |
| | 11 | 0.22 | 0.31 | 0.14 | 0.00 | 0.00 | 0.00 | 0.40 | 1.04 | 0.39 | 0.94 | 0.00 | 0.00 | 0.00 | 0.00 | 0.00 | 0.00 | 0.37 | 0.48 | 0.43 | 0.00 | 0.00 | 0.00 |
| | 12 | 0.13 | 0.18 | 0.09 | 0.00 | 0.00 | 0.00 | 0.00 | 0.56 | 0.60 | 0.42 | 0.00 | 0.00 | 0.00 | 0.00 | 0.00 | 0.00 | 0.35 | 0.13 | 0.34 | 0.00 | 0.00 | 0.00 |
| | 13 | 0.17 | 0.22 | 0.11 | 0.00 | 0.00 | 0.00 | 0.00 | 1.20 | 0.26 | 0.00 | 0.53 | 0.00 | 0.00 | 0.00 | 0.00 | 0.00 | 0.00 | 0.31 | 0.67 | 0.00 | 0.00 | 0.00 |
| Quarter | 1 | 0.18 | 0.26 | 0.10 | 0.00 | 0.00 | 0.00 | 0.00 | 0.85 | 1.17 | 0.32 | 0.00 | 0.00 | 0.00 | 0.00 | 0.00 | 0.00 | 0.12 | 0.20 | 0.57 | 0.00 | 0.00 | |
| | 2 | 0.20 | 0.29 | 0.12 | 0.00 | 0.00 | 0.00 | 0.16 | 0.75 | 0.71 | 0.96 | 0.00 | 0.00 | 0.00 | 0.00 | 0.00 | 0.26 | 0.44 | 0.30 | 0.09 | 0.00 | 0.00 | |
| | 3 | 0.19 | 0.24 | 0.14 | 0.00 | 0.00 | 0.00 | 0.14 | 0.44 | 0.80 | 0.74 | 0.00 | 0.00 | 0.00 | 0.00 | 0.15 | 0.00 | 0.34 | 0.47 | 0.12 | 0.16 | 0.00 | |
| | 4 | 0.18 | 0.25 | 0.11 | 0.00 | 0.00 | 0.00 | 0.11 | 0.93 | 0.36 | 0.65 | 0.15 | 0.00 | 0.00 | 0.00 | 0.00 | 0.21 | 0.30 | 0.46 | 0.00 | 0.00 | 0.00 | |
| Year | 15/16 | 0.19 | 0.26 | 0.12 | 0.00 | 0.00 | 0.00 | 0.10 | 0.74 | 0.75 | 0.67 | 0.04 | 0.00 | 0.00 | 0.00 | 0.04 | 0.12 | 0.30 | 0.36 | 0.19 | 0.04 | 0.00 | |
| Episodes | F/N | 194.00 | 133.00 | 61.00 | 0.00 | 0.00 | 0.00 | 3.00 | 66.00 | 51.00 | 12.00 | 1.00 | 0.00 | 0.00 | 0.00 | 1.00 | 4.00 | 26.00 | 25.00 | 4.00 | 1.00 | 0.00 | |

Mean weekly incidence rate per 100,000 Persons.

Viral Hepatitis (ICD10: B15-B19)

| | | | All ages | | | Male | | | | | | | | Female | | | | | | | | | | |
|-------------------|----------|-------|---------------|-------|--------|------|--------|---------|----------|----------|----------|----------|----------|--------|------|--------|---------|----------|----------|----------|----------|----------|--------|------|
| | | | Male & Female | Male | Female | <1yr | 1-4yrs | 5-14yrs | 15-24yrs | 25-44yrs | 45-64yrs | 65-74yrs | 75-84yrs | 85+yrs | <1yr | 1-4yrs | 5-14yrs | 15-24yrs | 25-44yrs | 45-64yrs | 65-74yrs | 75-84yrs | 85+yrs | |
| North | Quarter | 1 | 0.03 | 0.06 | 0.00 | 0.00 | 0.00 | 0.00 | 0.00 | 0.29 | 0.26 | 0.00 | 0.00 | 0.00 | 0.00 | 0.00 | 0.00 | 0.00 | 0.00 | 0.00 | 0.00 | 0.00 | 0.00 | 0.00 |
| | | 2 | 0.10 | 0.12 | 0.09 | 0.00 | 0.00 | 0.00 | 0.00 | 0.61 | 0.45 | 0.00 | 0.00 | 0.00 | 0.00 | 0.00 | 0.00 | 0.00 | 0.41 | 0.00 | 0.37 | 0.00 | 0.00 | 0.00 |
| | | 3 | 0.13 | 0.14 | 0.12 | 0.00 | 0.00 | 0.00 | 0.00 | 0.55 | 0.67 | 0.00 | 0.00 | 0.00 | 0.00 | 0.00 | 0.00 | 0.00 | 0.14 | 0.30 | 0.00 | 0.62 | 0.00 | 0.00 |
| | | 4 | 0.14 | 0.17 | 0.11 | 0.00 | 0.00 | 0.00 | 0.00 | 0.79 | 0.13 | 0.00 | 0.61 | 0.00 | 0.00 | 0.00 | 0.00 | 0.00 | 0.29 | 0.68 | 0.00 | 0.00 | 0.00 | 0.00 |
| | Year | 15/16 | 0.10 | 0.12 | 0.08 | 0.00 | 0.00 | 0.00 | 0.00 | 0.56 | 0.37 | 0.00 | 0.16 | 0.00 | 0.00 | 0.00 | 0.00 | 0.00 | 0.21 | 0.25 | 0.09 | 0.15 | 0.00 | 0.00 |
| | Episodes | F/N | 39.00 | 25.00 | 14.00 | 0.00 | 0.00 | 0.00 | 0.00 | 15.00 | 9.00 | 0.00 | 1.00 | 0.00 | 0.00 | 0.00 | 0.00 | 0.00 | 5.00 | 7.00 | 1.00 | 1.00 | 0.00 | 0.00 |
| South | Quarter | 1 | 0.15 | 0.28 | 0.03 | 0.00 | 0.00 | 0.00 | 0.00 | 0.97 | 1.52 | 0.00 | 0.00 | 0.00 | 0.00 | 0.00 | 0.00 | 0.00 | 0.27 | 0.00 | 0.00 | 0.00 | 0.00 | 0.00 |
| | | 2 | 0.21 | 0.27 | 0.15 | 0.00 | 0.00 | 0.00 | 0.00 | 1.57 | 0.85 | 0.00 | 0.00 | 0.00 | 0.00 | 0.00 | 0.00 | 0.00 | 0.45 | 0.23 | 0.64 | 0.00 | 0.00 | 0.00 |
| | | 3 | 0.20 | 0.22 | 0.18 | 0.00 | 0.00 | 0.00 | 0.00 | 0.22 | 0.71 | 1.06 | 0.00 | 0.00 | 0.00 | 0.00 | 0.00 | 0.00 | 0.69 | 0.41 | 0.49 | 0.00 | 0.00 | 0.00 |
| | | 4 | 0.21 | 0.25 | 0.18 | 0.00 | 0.00 | 0.00 | 0.00 | 1.17 | 0.57 | 0.48 | 0.00 | 0.00 | 0.00 | 0.00 | 0.00 | 0.00 | 0.42 | 0.78 | 0.40 | 0.00 | 0.00 | 0.00 |
| | Year | 15/16 | 0.19 | 0.25 | 0.13 | 0.00 | 0.00 | 0.00 | 0.00 | 0.99 | 0.91 | 0.39 | 0.00 | 0.00 | 0.00 | 0.00 | 0.00 | 0.00 | 0.22 | 0.50 | 0.36 | 0.12 | 0.00 | 0.00 |
| | Episodes | F/N | 57.00 | 38.00 | 19.00 | 0.00 | 0.00 | 0.00 | 0.00 | 18.00 | 17.00 | 3.00 | 0.00 | 0.00 | 0.00 | 0.00 | 0.00 | 0.00 | 2.00 | 9.00 | 7.00 | 1.00 | 0.00 | 0.00 |
| London | Quarter | 1 | 0.45 | 0.56 | 0.34 | 0.00 | 0.00 | 0.00 | 0.00 | 1.47 | 2.30 | 1.30 | 0.00 | 0.00 | 0.00 | 0.00 | 0.00 | 0.00 | 0.00 | 0.81 | 2.29 | 0.00 | 0.00 | 0.00 |
| | | 2 | 0.39 | 0.60 | 0.17 | 0.00 | 0.00 | 0.00 | 0.62 | 0.82 | 1.30 | 2.69 | 0.00 | 0.00 | 0.00 | 0.00 | 0.00 | 0.00 | 0.59 | 0.63 | 0.34 | 0.00 | 0.00 | 0.00 |
| | | 3 | 0.26 | 0.32 | 0.19 | 0.00 | 0.00 | 0.00 | 0.00 | 0.47 | 1.09 | 1.33 | 0.00 | 0.00 | 0.00 | 0.00 | 0.00 | 0.00 | 0.54 | 1.16 | 0.00 | 0.00 | 0.00 | 0.00 |
| | | 4 | 0.33 | 0.51 | 0.14 | 0.00 | 0.00 | 0.00 | 0.45 | 1.25 | 0.73 | 2.14 | 0.00 | 0.00 | 0.00 | 0.00 | 0.00 | 0.00 | 0.40 | 0.12 | 0.76 | 0.00 | 0.00 | 0.00 |
| | Year | 15/16 | 0.36 | 0.50 | 0.21 | 0.00 | 0.00 | 0.00 | 0.27 | 1.01 | 1.35 | 1.87 | 0.00 | 0.00 | 0.00 | 0.00 | 0.00 | 0.00 | 0.25 | 0.32 | 0.77 | 0.56 | 0.00 | 0.00 |
| | Episodes | F/N | 75.00 | 52.00 | 23.00 | 0.00 | 0.00 | 0.00 | 2.00 | 26.00 | 18.00 | 6.00 | 0.00 | 0.00 | 0.00 | 0.00 | 0.00 | 0.00 | 2.00 | 9.00 | 10.00 | 2.00 | 0.00 | 0.00 |
| Midlands And East | Quarter | 1 | 0.08 | 0.14 | 0.02 | 0.00 | 0.00 | 0.00 | 0.00 | 0.66 | 0.61 | 0.00 | 0.00 | 0.00 | 0.00 | 0.00 | 0.00 | 0.00 | 0.20 | 0.00 | 0.00 | 0.00 | 0.00 | 0.00 |
| | | 2 | 0.12 | 0.15 | 0.08 | 0.00 | 0.00 | 0.00 | 0.00 | 0.00 | 0.22 | 1.16 | 0.00 | 0.00 | 0.00 | 0.00 | 0.00 | 0.00 | 0.49 | 0.23 | 0.00 | 0.00 | 0.00 | 0.00 |
| | | 3 | 0.16 | 0.26 | 0.07 | 0.00 | 0.00 | 0.00 | 0.56 | 0.51 | 0.73 | 0.57 | 0.00 | 0.00 | 0.00 | 0.00 | 0.00 | 0.59 | 0.00 | 0.00 | 0.00 | 0.00 | 0.00 | 0.00 |
| | | 4 | 0.03 | 0.06 | 0.00 | 0.00 | 0.00 | 0.00 | 0.00 | 0.52 | 0.00 | 0.00 | 0.00 | 0.00 | 0.00 | 0.00 | 0.00 | 0.00 | 0.00 | 0.00 | 0.00 | 0.00 | 0.00 | 0.00 |
| | Year | 15/16 | 0.10 | 0.15 | 0.04 | 0.00 | 0.00 | 0.00 | 0.14 | 0.42 | 0.38 | 0.42 | 0.00 | 0.00 | 0.00 | 0.00 | 0.00 | 0.14 | 0.00 | 0.17 | 0.06 | 0.00 | 0.00 | 0.00 |
| | Episodes | F/N | 23.00 | 18.00 | 5.00 | 0.00 | 0.00 | 0.00 | 1.00 | 7.00 | 7.00 | 3.00 | 0.00 | 0.00 | 0.00 | 0.00 | 0.00 | 1.00 | 0.00 | 3.00 | 1.00 | 0.00 | 0.00 | 0.00 |

Mean weekly incidence rate per 100,000 Persons.

Whooping Cough (ICD10: A37)

| | | All ages | | | Male | | | | | | | | | Female | | | | | | | | |
|-----------------|-------|---------------|-------|--------|------|--------|---------|----------|----------|----------|----------|----------|--------|--------|--------|---------|----------|----------|----------|----------|----------|--------|
| | | Male & Female | Male | Female | <1yr | 1-4yrs | 5-14yrs | 15-24yrs | 25-44yrs | 45-64yrs | 65-74yrs | 75-84yrs | 85+yrs | <1yr | 1-4yrs | 5-14yrs | 15-24yrs | 25-44yrs | 45-64yrs | 65-74yrs | 75-84yrs | 85+yrs |
| 4 weekly | 1 | 0.14 | 0.21 | 0.08 | 0.00 | 0.00 | 0.35 | 0.33 | 0.73 | 0.45 | 0.00 | 0.00 | 0.00 | 0.00 | 0.00 | 0.41 | 0.00 | 0.31 | 0.00 | 0.00 | 0.00 | 0.00 |
| | 2 | 0.28 | 0.34 | 0.21 | 0.00 | 0.00 | 0.00 | 0.53 | 0.32 | 0.41 | 0.00 | 1.85 | 0.00 | 0.00 | 0.00 | 0.00 | 0.00 | 0.42 | 0.71 | 0.00 | 0.75 | 0.00 |
| | 3 | 0.12 | 0.08 | 0.17 | 0.00 | 0.00 | 0.48 | 0.00 | 0.23 | 0.00 | 0.00 | 0.00 | 0.00 | 0.00 | 0.00 | 0.52 | 0.41 | 0.16 | 0.00 | 0.45 | 0.00 | 0.00 |
| | 4 | 0.15 | 0.17 | 0.13 | 0.00 | 0.00 | 0.39 | 0.77 | 0.00 | 0.35 | 0.00 | 0.00 | 0.00 | 0.00 | 0.00 | 0.42 | 0.00 | 0.32 | 0.00 | 0.45 | 0.00 | 0.00 |
| | 5 | 0.15 | 0.12 | 0.17 | 0.00 | 0.00 | 0.84 | 0.26 | 0.00 | 0.00 | 0.00 | 0.00 | 0.00 | 0.00 | 0.00 | 0.00 | 0.00 | 0.91 | 0.00 | 0.63 | 0.00 | 0.00 |
| | 6 | 0.08 | 0.10 | 0.06 | 0.00 | 0.00 | 0.31 | 0.00 | 0.12 | 0.47 | 0.00 | 0.00 | 0.00 | 0.00 | 0.00 | 0.00 | 0.00 | 0.36 | 0.20 | 0.00 | 0.00 | 0.00 |
| | 7 | 0.08 | 0.05 | 0.12 | 0.00 | 0.00 | 0.00 | 0.00 | 0.29 | 0.11 | 0.00 | 0.00 | 0.00 | 0.00 | 0.00 | 0.00 | 0.47 | 0.19 | 0.12 | 0.34 | 0.00 | 0.00 |
| | 8 | 0.14 | 0.16 | 0.12 | 0.00 | 0.00 | 1.06 | 0.00 | 0.18 | 0.19 | 0.00 | 0.00 | 0.00 | 0.00 | 0.00 | 0.00 | 0.00 | 0.38 | 0.56 | 0.18 | 0.00 | 0.00 |
| | 9 | 0.11 | 0.08 | 0.14 | 0.00 | 0.00 | 0.00 | 0.25 | 0.00 | 0.51 | 0.00 | 0.00 | 0.00 | 0.00 | 0.00 | 0.00 | 0.33 | 0.20 | 0.56 | 0.13 | 0.00 | 0.00 |
| | 10 | 0.28 | 0.15 | 0.40 | 0.00 | 1.19 | 0.00 | 0.00 | 0.18 | 0.00 | 0.00 | 0.00 | 0.00 | 0.00 | 0.00 | 1.19 | 0.90 | 0.20 | 0.63 | 0.68 | 0.00 | 0.00 |
| | 11 | 0.11 | 0.21 | 0.00 | 0.00 | 1.18 | 0.45 | 0.00 | 0.12 | 0.17 | 0.00 | 0.00 | 0.00 | 0.00 | 0.00 | 0.00 | 0.00 | 0.00 | 0.00 | 0.00 | 0.00 | 0.00 |
| | 12 | 0.40 | 0.52 | 0.27 | 4.09 | 0.00 | 0.38 | 0.00 | 0.23 | 0.00 | 0.00 | 0.00 | 0.00 | 0.00 | 0.00 | 0.00 | 1.04 | 0.37 | 0.11 | 0.12 | 0.00 | 0.79 |
| | 13 | 0.07 | 0.07 | 0.07 | 0.00 | 0.00 | 0.37 | 0.00 | 0.11 | 0.16 | 0.00 | 0.00 | 0.00 | 0.00 | 0.00 | 0.00 | 0.00 | 0.18 | 0.32 | 0.11 | 0.00 | 0.00 |
| Quarter | 1 | 0.18 | 0.21 | 0.15 | 0.00 | 0.00 | 0.28 | 0.29 | 0.45 | 0.30 | 0.00 | 0.57 | 0.00 | 0.00 | 0.00 | 0.32 | 0.13 | 0.30 | 0.22 | 0.14 | 0.23 | 0.00 |
| | 2 | 0.12 | 0.12 | 0.11 | 0.00 | 0.00 | 0.47 | 0.31 | 0.04 | 0.29 | 0.00 | 0.00 | 0.00 | 0.00 | 0.00 | 0.13 | 0.39 | 0.16 | 0.19 | 0.14 | 0.00 | 0.00 |
| | 3 | 0.15 | 0.13 | 0.16 | 0.00 | 0.37 | 0.33 | 0.08 | 0.20 | 0.21 | 0.00 | 0.00 | 0.00 | 0.00 | 0.00 | 0.38 | 0.24 | 0.51 | 0.31 | 0.00 | 0.00 | 0.00 |
| | 4 | 0.20 | 0.23 | 0.17 | 1.17 | 0.34 | 0.34 | 0.00 | 0.13 | 0.10 | 0.00 | 0.00 | 0.00 | 0.00 | 0.00 | 0.34 | 0.43 | 0.21 | 0.18 | 0.15 | 0.00 | 0.22 |
| Year | 15/16 | 0.16 | 0.17 | 0.15 | 0.31 | 0.18 | 0.36 | 0.17 | 0.20 | 0.22 | 0.00 | 0.14 | 0.00 | 0.00 | 0.09 | 0.32 | 0.24 | 0.29 | 0.22 | 0.07 | 0.12 | 0.00 |
| Episodes | F/N | 120.00 | 54.00 | 66.00 | 1.00 | 2.00 | 12.00 | 6.00 | 15.00 | 17.00 | 0.00 | 1.00 | 0.00 | 0.00 | 1.00 | 10.00 | 11.00 | 22.00 | 18.00 | 2.00 | 2.00 | 0.00 |

Mean weekly incidence rate per 100,000 Persons.

Whooping Cough (ICD10: A37)

| | | | All ages | | | Male | | | | | | | | Female | | | | | | | | | | |
|-------------------|----------|-------|---------------|-------|--------|------|--------|---------|----------|----------|----------|----------|----------|--------|------|--------|---------|----------|----------|----------|----------|----------|--------|------|
| | | | Male & Female | Male | Female | <1yr | 1-4yrs | 5-14yrs | 15-24yrs | 25-44yrs | 45-64yrs | 65-74yrs | 75-84yrs | 85+yrs | <1yr | 1-4yrs | 5-14yrs | 15-24yrs | 25-44yrs | 45-64yrs | 65-74yrs | 75-84yrs | 85+yrs | |
| North | Quarter | 1 | 0.28 | 0.28 | 0.27 | 0.00 | 0.00 | 0.59 | 0.00 | 1.17 | 0.77 | 0.00 | 0.00 | 0.00 | 0.00 | 0.00 | 1.26 | 0.00 | 0.00 | 0.25 | 0.00 | 0.93 | 0.00 | |
| | | 2 | 0.06 | 0.13 | 0.00 | 0.00 | 0.00 | 0.38 | 0.32 | 0.15 | 0.29 | 0.00 | 0.00 | 0.00 | 0.00 | 0.00 | 0.00 | 0.00 | 0.00 | 0.00 | 0.00 | 0.00 | 0.00 | 0.00 |
| | | 3 | 0.17 | 0.11 | 0.24 | 0.00 | 0.00 | 0.38 | 0.31 | 0.14 | 0.15 | 0.00 | 0.00 | 0.00 | 0.00 | 0.00 | 0.41 | 0.96 | 0.14 | 0.62 | 0.00 | 0.00 | 0.00 | 0.00 |
| | | 4 | 0.33 | 0.53 | 0.13 | 4.67 | 0.00 | 0.00 | 0.00 | 0.00 | 0.14 | 0.00 | 0.00 | 0.00 | 0.00 | 0.00 | 0.00 | 0.33 | 0.44 | 0.00 | 0.41 | 0.00 | 0.00 | 0.00 |
| | Year | 15/16 | 0.21 | 0.27 | 0.16 | 1.23 | 0.00 | 0.33 | 0.15 | 0.39 | 0.30 | 0.00 | 0.00 | 0.00 | 0.00 | 0.00 | 0.50 | 0.35 | 0.03 | 0.32 | 0.00 | 0.23 | 0.00 | |
| | Episodes | F/N | 39.00 | 19.00 | 20.00 | 1.00 | 0.00 | 3.00 | 2.00 | 7.00 | 6.00 | 0.00 | 0.00 | 0.00 | 0.00 | 0.00 | 4.00 | 6.00 | 1.00 | 8.00 | 0.00 | 1.00 | 0.00 | |
| South | Quarter | 1 | 0.18 | 0.19 | 0.18 | 0.00 | 0.00 | 0.54 | 0.50 | 0.45 | 0.22 | 0.00 | 0.00 | 0.00 | 0.00 | 0.00 | 0.00 | 0.50 | 0.47 | 0.62 | 0.00 | 0.00 | 0.00 | |
| | | 2 | 0.18 | 0.21 | 0.15 | 0.00 | 0.00 | 1.04 | 0.42 | 0.00 | 0.42 | 0.00 | 0.00 | 0.00 | 0.00 | 0.00 | 0.51 | 0.44 | 0.00 | 0.42 | 0.00 | 0.00 | 0.00 | |
| | | 3 | 0.20 | 0.15 | 0.24 | 0.00 | 0.00 | 0.47 | 0.00 | 0.66 | 0.22 | 0.00 | 0.00 | 0.00 | 0.00 | 0.00 | 0.52 | 0.00 | 1.23 | 0.41 | 0.00 | 0.00 | 0.00 | |
| | | 4 | 0.08 | 0.14 | 0.02 | 0.00 | 0.00 | 0.86 | 0.00 | 0.00 | 0.38 | 0.00 | 0.00 | 0.00 | 0.00 | 0.00 | 0.00 | 0.00 | 0.00 | 0.20 | 0.00 | 0.00 | 0.00 | |
| | Year | 15/16 | 0.16 | 0.17 | 0.15 | 0.00 | 0.00 | 0.73 | 0.23 | 0.27 | 0.31 | 0.00 | 0.00 | 0.00 | 0.00 | 0.00 | 0.25 | 0.23 | 0.42 | 0.41 | 0.00 | 0.00 | 0.00 | |
| | Episodes | F/N | 38.00 | 19.00 | 19.00 | 0.00 | 0.00 | 6.00 | 2.00 | 5.00 | 6.00 | 0.00 | 0.00 | 0.00 | 0.00 | 0.00 | 2.00 | 2.00 | 7.00 | 8.00 | 0.00 | 0.00 | 0.00 | |
| London | Quarter | 1 | 0.20 | 0.34 | 0.06 | 0.00 | 0.00 | 0.00 | 0.65 | 0.17 | 0.00 | 0.00 | 2.27 | 0.00 | 0.00 | 0.00 | 0.00 | 0.00 | 0.52 | 0.00 | 0.00 | 0.00 | 0.00 | |
| | | 2 | 0.03 | 0.00 | 0.06 | 0.00 | 0.00 | 0.00 | 0.00 | 0.00 | 0.00 | 0.00 | 0.00 | 0.00 | 0.00 | 0.00 | 0.00 | 0.00 | 0.16 | 0.35 | 0.00 | 0.00 | 0.00 | |
| | | 3 | 0.06 | 0.05 | 0.08 | 0.00 | 0.00 | 0.45 | 0.00 | 0.00 | 0.00 | 0.00 | 0.00 | 0.00 | 0.00 | 0.00 | 0.58 | 0.00 | 0.13 | 0.00 | 0.00 | 0.00 | 0.00 | |
| | | 4 | 0.09 | 0.01 | 0.17 | 0.00 | 0.00 | 0.00 | 0.00 | 0.13 | 0.00 | 0.00 | 0.00 | 0.00 | 0.00 | 0.00 | 0.86 | 0.42 | 0.24 | 0.00 | 0.00 | 0.00 | 0.00 | |
| | Year | 15/16 | 0.10 | 0.10 | 0.09 | 0.00 | 0.00 | 0.11 | 0.16 | 0.08 | 0.00 | 0.00 | 0.56 | 0.00 | 0.00 | 0.00 | 0.37 | 0.11 | 0.26 | 0.09 | 0.00 | 0.00 | 0.00 | |
| | Episodes | F/N | 17.00 | 5.00 | 12.00 | 0.00 | 0.00 | 1.00 | 1.00 | 2.00 | 0.00 | 0.00 | 1.00 | 0.00 | 0.00 | 0.00 | 3.00 | 1.00 | 7.00 | 1.00 | 0.00 | 0.00 | 0.00 | |
| Midlands And East | Quarter | 1 | 0.05 | 0.02 | 0.08 | 0.00 | 0.00 | 0.00 | 0.00 | 0.00 | 0.19 | 0.00 | 0.00 | 0.00 | 0.00 | 0.00 | 0.00 | 0.00 | 0.20 | 0.00 | 0.55 | 0.00 | 0.00 | |
| | | 2 | 0.20 | 0.16 | 0.24 | 0.00 | 0.00 | 0.48 | 0.52 | 0.00 | 0.43 | 0.00 | 0.00 | 0.00 | 0.00 | 0.00 | 0.00 | 1.12 | 0.47 | 0.00 | 0.55 | 0.00 | 0.00 | |
| | | 3 | 0.15 | 0.22 | 0.08 | 0.00 | 1.46 | 0.00 | 0.00 | 0.00 | 0.48 | 0.00 | 0.00 | 0.00 | 0.00 | 0.00 | 0.00 | 0.00 | 0.52 | 0.22 | 0.00 | 0.00 | 0.00 | |
| | | 4 | 0.30 | 0.24 | 0.37 | 0.00 | 1.35 | 0.52 | 0.00 | 0.26 | 0.00 | 0.00 | 0.00 | 0.00 | 0.00 | 0.00 | 1.36 | 0.54 | 0.00 | 0.50 | 0.00 | 0.00 | 0.90 | |
| | Year | 15/16 | 0.18 | 0.16 | 0.20 | 0.00 | 0.72 | 0.25 | 0.13 | 0.07 | 0.27 | 0.00 | 0.00 | 0.00 | 0.00 | 0.36 | 0.14 | 0.27 | 0.43 | 0.05 | 0.27 | 0.24 | 0.00 | |
| | Episodes | F/N | 26.00 | 11.00 | 15.00 | 0.00 | 2.00 | 2.00 | 1.00 | 1.00 | 5.00 | 0.00 | 0.00 | 0.00 | 0.00 | 1.00 | 1.00 | 2.00 | 7.00 | 1.00 | 2.00 | 1.00 | 0.00 | |